

MALABAR CANCER CENTRE

THALASSERY, KANNUR DISTRICT, KERALA

(An autonomous centre under Government of Kerala)

[Partially supported by the National Cancer Registry Programme, ICMR]



HOSPITAL BASED CANCER REGISTRY REPORT 2016



MALABAR CANCER CENTRE
THALASSERY

**HOSPITAL BASED
CANCER REGISTRY REPORT
2016**

ACKNOWLEDGEMENT

The Hospital Based Cancer Registry of Malabar Cancer Centre expresses its sincere thanks and gratitude to the following Institutions/Departments/Individuals for supporting and promoting the activities of the Registry.

1. Dr. SatheesanBalasubramanian, Director, Malabar Cancer Centre
2. National Cancer Registry Programme, Indian Council of Medical Research, Bangalore
3. Medical Records Division, MCC, Thalassery
4. Department of Radiation Oncology
5. Department of Clinical Hematology & Medical Oncology
6. Department of Pathology
7. Department of Surgical Oncology

FROM DIRECTOR'S DESK



I am pleased to write this foreword on the report for the year 2016 and bring forth seventh report of Hospital Based Cancer Registry (HBCRs).

The HBCRs have over the years given an assessment of the magnitude and patterns of cancer in the region being catered by the centre. They have also contributed to the Population Based Cancer Registry. The prime function of HBCRs is to know the patterns of cancer patient care and assist in assessment of the outcome. Standardized recording of diagnosis and clinical staging, with clear uniform guidelines for treatment especially under Indian conditions is a big challenge. Regular systematic follow-up of patients for clinical assessment of status of disease in order to judge efficacy or otherwise of treatment is a major concern.

The HBCRs have helped to know these aspects with reference to patient management of the respective institute, which would not have been possible, but for the presence of the HBCRs. The presence of

HBCRs has considerably improved the up keep of patient medical records in a more scientific manner.

It is hoped that this report will serve as a guide to the treating oncologist, researchers and health administrators to deal with the problem of control of cancer and identification of areas of potential intervention.

The coordination and management of the data is the result of considerable effort put in by the staff of the HBCR and that of the ICMR at the National Centre for Disease Informatics, Bangalore. I appreciate the dedicated work of all of the staff bringing out this publication. The leadership of Dr. Saina Sunil Kumar need to be reiterated as the reports of HBCR brought by MCC has been timely and ahead of many other HBCRs in the country. I sincerely hope that the HBCR reports of MCC will contribute significantly to the Kerala Cancer Grid.

Dr. Satheesan Balasubramanian

DIRECTOR

Malabar Cancer Centre is an autonomous institution under Health and Family Welfare under Societies Registration Act XXI of 1860, and started its clinical activities from March 2001 onwards, providing the much-required oncology care to the population of Northern Kerala and other neighboring states.

Hospital based cancer registry, was initiated in 2011. I, am glad to inform that we have successfully published our 7 years report and registry has completed 8yrs. The purpose of the hospital-based registry is to serve the needs of the hospital administration, the hospital's cancer programmes, and above all, the individual patient. The establishment of individual hospital cancer registries is historically rooted in the belief that individual patients are better served through the presence of a registry. The orientation of a hospital registry is towards administrative and patient purposes. One of the functions of a hospital registry is to produce an annual report to the hospital administration on the cancer activities that have taken place during the year and to document things such as the changing cancer trends and burden. This report will hopefully serve as a guide to the treating oncologist, researchers and health administrator's to look into various aspects in cancer patient management in our institution.

After the years of real hard work and dedication and with great privilege we inform that, we were able to bring the institution to the national network from 1st March 2017 and received funding by NCDIR/ICMR. This was attained due to the continued support by our Director. We also owe our sincere thanks to our present NCDIR/ ICMR, Director Dr.Prashanth Mathur, for the encouragement, training programmes and technical support rendered. So, also the entire staff of registry, who have given their best.

Sincerely,

Dr.Saina Sunilkumar

Head of the Department-(I/C)
Department of Cancer Registry and
Epidemiology



TABLE OF CONTENTS

Sl. No	Contents	Page No
I	INTRODUCTION	
1	Malabar Cancer Centre	07
2	Organizations	07
3	Departments & Divisions	09
5	Department of Cancer Registry	13
6	Hospital Based Cancer Registry	14
7	National Cancer Registry Programme	16
8	Patterns of Patient Registration	18
9	Summary of Results	19
10	Magnitude of Total Cancers	19
11	Tobacco Related Cancers	19
13	Leading Site of Cancers	22
II	Diagnostic, Clinical & Demographic Details	24
III	Detailed Information –NCRP-ICMR Diagnostic, Clinical and Demographic	29
IV	Detailed Information-MCC-Habits, System wise and Staging	
1	New/Old cases	58
2	Ten Leading Cancers- System wise	58
3	Alcohol Habits & System wise cancers	58
4	Pan chewing Habits & System wise cancers	59
5	Smoking Habits & System wise cancers	59
6	Family History/Hereditary Cancers	60
V	Ten Leading Cancers- Irrespective of Sex	
1	Lung	61
2	Breast	65
3.	Mouth	68
4	Stomach	71
5	NHL	74
6	Tongue	77
7	Cervix	80
8	Esophagus	83
9	Rectum	86
10	Colon	89
VI	Abbreviations	92
VII	References	92

INTRODUCTION

MCC - A Comprehensive Cancer Centre in Northern Kerala

Malabar Cancer Centre, Thalassery (MCC) is an autonomous institution under Health and Family Welfare Department, Government of Kerala, started with an aim to establish a comprehensive cancer centre, providing the much-required oncology care to the population of Northern region of Kerala and neighboring parts of Karnataka and Tamilnadu states and Union Territory of Pondicherry(Mahe). The centre, situated in a beautiful hill top in Kodiyeri in ThalasseryMunicipality 5km away from town established in 2001 .The main objective of the Centre is not only to provide comprehensive cancer care but also to develop as a Research and Training Centre of International standards..

The institution is a tertiary cancer centre which renders its service to society with equal thrust on clinical and translational research, Education and Clinical oncological services. MCC is being developed as a postgraduate institute of oncology. The institution is in the process of developing and establishing a unique Clinical Research department to coordinate clinical research activities. It is our immense pleasure to disclose the research association MCC has with School of Health Sciences, Kannur University,

Centre for Electronic Materials Technology, Thrissur and P.S.Vaidhyarathnam Ayurveda College, Kottakkal, HTIC-Chennai, National cancer Grid which are expected to bring in revolutionary changes in the management of cancer. Malabar Cancer Centre has been recognized as Research Institute by Kerala University of Health Science.

The control and management of the Society are vested in the Governing Body consisting of 23 members with the Hon'ble Chief Minister of Kerala as the Chairman, Hon'ble Minister for Health as Vice Chairman and Hon'ble Minister for Power as Alternate Vice-Chairman. The routine activities and functions of the Centre are supervised by the Executive Committee, with the Secretary, Department of Health and Family Welfare, Government of Kerala, being the Chairman of the Committee. The members in the Governing Body and Executive Committee are functioning by virtue of their official positions. The institute has grown to have highly sophisticated facilities to provide cancer care. The hospital has very well trained staff, rendering cancer care to the needy.

ORGANISATION

Governing Body (GB): The Governing Body of the Society consists of 23 members.

1	Chairman	Chief Minister of Kerala
2	Vice-Chairman	Minister for Health & FW, Kerala
3	Alternate Vice-Chairman	Minister for Electricity, Kerala
4	Member	Secretary, Department of Finance, Kerala
5	Member	Secretary, Department of Power, Kerala
6	Member	District Medical Officer, Kannur
7	Member	Secretary, Department of Health & FW, Kerala
8	Member	An eminent Medical Scientist

9	Member	Secretary, Department of Science, Technology & Environment
10	Member	One nominee of the Ministry of Health, Government of India
11	Member	Principal, Medical College, Kozhikode
12	Member	Secretary- Planning & Economic Affairs Department, Kerala
13	Member	Director- Rajiv Gandhi Centre for Bio technology, Trivandrum
14	Member	Director of Medical Education, Directorate of Medical Education, Trivandrum
15	Member & Secretary to GB	Director, Malabar Cancer Centre, Thalassery
16	Member	M.L.A. of the Thalassery constituency
17	Member	President, District Panchayat, Kannur District
18	Member	Chairman, Thalassery Municipality, Thalassery
19	Member	A public man from North Malabar region (to be nominated by Government of Kerala)
20	Member	One Head of the department nominated from Malabar Cancer centre, Thalassery by the Government.
21	Member	One nominee of the Charitable Society established for rehabilitation and financial assistance for poor cancer patients
22	Member	Principal/Chief Executive Officer of Medical College, Pariyaram
23	Member	Director, Regional Cancer Centre, Trivandrum

EXECUTIVE COMMITTEE

Executive Committee (EC): The Executive Committee shall be composed of;

1	Secretary, Department of Health & Family Welfare, Government of Kerala	Chairman
2	Secretary, Department of Power, Government of Kerala	Member
3	Secretary, Department of Finance, Government of Kerala	Member
4	Chairman, Thalassery Municipality	Member
5	A public man from North Malabar to be nominated by Government of Kerala	Member
6	Secretary, Department of Planning, Government of Kerala	Member
7	Director, Regional Cancer Centre, Trivandrum	Member
8	The Director, Malabar Cancer Centre, Thalassery	Member/Convener

DEPARTMENTS & DIVISION

Sl No	Name of the Department	Divisions under the Department
1	Department of Radiation Oncology	<ul style="list-style-type: none"> ▶ Radiation Oncology Division ▶ Radiation Physics Division
2	Department of Imageology	<ul style="list-style-type: none"> ▶ For administrative purpose, this Department presently will be under Department of Radiation Oncology
3	Department of Clinical Hematology and Medical Oncology	<ul style="list-style-type: none"> ▶ Clinical Hematology Division ▶ Medical Oncology Division ▶ Division of Medicine ▶ Division of Pediatrics/Pediatric Oncology
4	Department of Respiratory Medicine and Critical Care	<ul style="list-style-type: none"> ▶ For administrative purpose, this Department presently will be under Department of Clinical Hematology and Medical Oncology
5	Department of Surgical Oncology	<ul style="list-style-type: none"> ▶ Surgical Oncology Division ▶ Division of Rehabilitation Physiotherapy, Speech and Swallowing therapy ▶ Division of Gynaecology/Gynaecologic Oncology ▶ Clinical Nutrition and Dietetics
6	Department of Clinical Laboratory Services and Translational Research	<ul style="list-style-type: none"> ▶ Oncopathology Division ▶ Molecular Oncology Division ▶ Biochemistry Division ▶ Microbiology Division ▶ Blood Bank and Transfusion Medicine Division ▶ Genetics Division (including Cytogenetics)
7	Department of Cancer Registry and Epidemiology	<ul style="list-style-type: none"> ▶ Cancer Registry and Epidemiology Division ▶ Medical Records Division ▶ Health Information Technology Division (Presently under Director) ▶ Clinical Research and Biostatistics Division (Presently under Director)
8	Department of Community Oncology	<ul style="list-style-type: none"> ▶ Community Oncology Division ▶ Tobacco Cessation Division
9	Department of Onco Anesthesiology	<ul style="list-style-type: none"> ▶ Onco Anesthesiology Division
10	Department of Cancer Palliative Medicine	<ul style="list-style-type: none"> ▶ Psycho-Oncology and Clinical Psychology Division ▶ Home Care Services Division.
11	Department of Dentistry and Rehabilitation	<ul style="list-style-type: none"> ▶ Dentistry and Rehabilitation
12	Department of Engineering and Maintenance	<ul style="list-style-type: none"> ▶ Engineering & Maintenance

13	Department of General Administration	<ul style="list-style-type: none"> ▶ General Administration Division ▶ Hospital Administration ▶ Academic Division & Library and Information Science ▶ Public Relations and Clinical Services Division ▶ Accounts Division ▶ Purchase/Store Division & Pharmacy ▶ Human Resources and Establishment Division ▶ Security Division
14	Department of Oncology Nursing	<ul style="list-style-type: none"> ▶ Nursing Services Division

FACULTY

Sl No	Name	Designation
Department of Surgical Oncology		
1	Dr.Satheesan.B	Professor, Director
2	Dr.Sajith Babu. T.P	Associate professor
3	Dr. Adarsh D	Assistant professor
4	Dr.Nizamudeen.M.P	Assistant professor
5	Dr. Shamna	Assistant professor
Department of Clinical Hematology and Medical Oncology		
1	Dr. Chandran.K.Nair	Professor & HOD
2	Dr.Vineetha Raghavan	Associate Professor
3	Dr. Manu Prasad	Assistant Professor
4	Dr.Praveen Shenoy	Assistant Professor
5	Dr. Jithin T K	Assistant Professor
6	Dr. Anju Radhakrishna Kurup	Lecturer
Department of Radiation Oncology		
1	Dr.Geetha.M	Associate Professor and HOD-I/C
2	Dr. Vinin.N.V	Assistant Professor
3	Dr.Joneetha Jones	Assistant Professor
4	Dr. Greeshma.K.E	Assistant Professor
5	Dr. Arun Narendran	Assistant Professor
6	Dr. Nabeel	Assistant Professor
7	Dr. Shohaib	Assistant Professor
8	Smt. Suja C A	Lecturer, Radiation Physics
9	Smt. Silpa Ajayakumar	Lecturer, Radiation Physics
10	Smt. Resmi.K. Bharathan	Lecturer, Radiation Physics
11	Smt. Lisha Joseph	Lecturer in Radiation Physics
Department of Onco-Anesthesiology		
1	Dr.Nived.K	Associate Professor
2	Dr.Jeshma	Assistant Professor
Department of Clinical Laboratory Services and Translational Research		
1	Dr. Sangeetha. K.Nayanar	Professor
2	Dr.Sithara Arvind	Associate Professor
3	Dr. Ashwathy Krishnan	Assistant Professor
4	Dr.Kandathil Joseph Philip	Assistant Professor
5	Dr. Noushad	Assistant Professor
6	Dr. Mohandoss.M	Assistant Professor,Blood Bank and Transfusion Medicine Division

7	Dr. Sajini Samuel	Assistant Professor , Microbiology
8	Dr. Parthiban. R	Associate Professor , Microbiology
9	Dr. Gurfran Ahmed	Visiting Consultant, Microbiology
10	Dr. Deepak Roshan.V.G	Assistant Professor, Division of Genetics and Cytogenetics
11	Dr. Sindhu E.R.	Lecturer in Bio-Chemistry
Department of Imageology		
1	Dr.Satheesh Babu T.V	Associate Professor
2	Dr.Sarath.K.E	Lecturer
Department of Cancer Palliative Medicine		
1	Dr.Biji.M.S	Assistant Professor
Department of Community Oncology		
1	Dr.Neethu.A.P	Lecturer
2	Dr.Phinse M Philip	Lecturer
Department of Cancer Registry and Epidemiology		
1	Dr.Saina Sunil Kumar	Lecturer
2	Smt. Bindu T	Lecturer in Biostatistics
3	Sri. Ratheesan K	Lecturer in Biostatistics
4	Smt. Maya Padmanabhan	Lecturer in Biostatistics (Clinical Research & Biostatistics Division)
5	Sri. Riyas	Lecturer in Biostatistics (Clinical Research & Biostatistics Division)
Department of Dentistry and Rehabilitation		
1	Dr. Pramod Sankar.S	Associate Professor

DEPARTMENT OF CANCER REGISTRY AND EPIDEMIOLOGY

Department of Cancer Registry and Epidemiology was established in the year 2010 and started Hospital Based Cancer Registry partially supported by National Cancer Registry Programme (ICMR), Bangalore. This is the Seventh Annual report of Hospital Based Cancer Registry of 2016 that is published. Funded project of NCRP/ICMR, Patterns of Care & Survival Studies in Breast, Cervix & Head & Neck cancers started in 2014. Also launched Malabar Population Based Cancer Registry on 1st January 2014 in the districts of Kannur, Kasaragod & Mahe (Two States- Kerala & Pondicherry) with the help of 8 field staffs – 4 social Investigators and 4 Data Collectors. There are three divisions under Department of cancer registry & Epidemiology. The Medical Record division is under the Department of Cancer Registry & Epidemiology.

Cancer Registry Division	
Dr. Saina Sunilkumar	Lecturer, HOD in charge
Smt. Bindu T	Lecturer in Biostatistics
Sri. .Ratheesan.K	Lecturer in Biostatistics
Sri. Prachith K S	Coding Clerk
Smt. Sheena.E	Data Entry Operator
Smt. Subina K	Data Entry Operator
Sri. Nijin. P	Social Investigator
Field Staff (Malabar Population Based Cancer Registry)	
Smt. Deepthi.K	Social Investigator
Sri. Michael Babu N B	Social Investigator
Sri. Vineesh A V	Social Investigator
Miss Haritha Priya	Social Investigator
Miss. Rejisha.R	Data Collector
Sri. Muhammed Shafeer C K	Data Collector
Smt. Vipina K P	Data Collector
Smt. Reshma	Data Collector
Litty Peter	Social Investigator
Praveena Prabhakaran	Social Investigator
Shilpa C	Social Investigator
Medical Records Division	
Sri. Jayadev.G	Medical Records Officer
Miss. Nameetha S	Medical Records Attender

Cancer Registration [HBCR & PBCR]

Cancer Registration is the process of systematically and continuously collecting information on malignant neoplasm reported. Broadly there are two types of cancer registries – Hospital Based (HBCR) and Population Based (PBCR). Cancer patterns vary not only throughout the world

but also between different population Groups within the same country. Epidemiologic studies based on these help in knowing what are happening and what can be done about it. Cancer registries provide the needed information to undertake such investigations.

HOSPITAL BASED CANCER REGISTRY

Hospital based cancer registries collect information of cancers reported in a given hospital, regardless of where that person with cancer resides. Hospital based registries help in assessing cancer patient care in a given hospital and aid in hospital administration including the individual hospital's cancer control programmes. Hospital registries help in planning and monitoring survival studies and clinical trials. Hospital registries contribute cases to the population based cancer registry in the area.

The cancer registry is an essential part of any rational Programme of cancer control. Its data can be used in a wide variety of areas of cancer control ranging from etiological research, through primary and secondary prevention to health-care planning and patient care, so benefiting both the individual and society. The main objective of the cancer registry is to collect and classify information on all cancer cases in order to produce statistics on the occurrence of cancer in a defined population and to provide a framework for assessing and controlling the impact of cancer on the community. The collection of information on cancer cases and the production of cancer statistics are only justified, however, if use is made of the data collected. Cancer registry information may be used in a multitude of areas, and the value of the data increases if comparability over time is maintained. Cancer epidemiologists use their knowledge of the distribution of cancer in human populations to search for determinants of the disease.

The primary purpose of Hospital Based Cancer Registries is to contribute to patient care by providing readily accessible information on the patients with cancer, the treatment received and its results. The data is also used for clinical research and for epidemiological purposes. Hospital based cancer registries are concerned with recording of information on the cancer patients seen in a particular hospital (Isabel dos Santos Silva et al, 1999). Within the hospital, a registry is often considered to be an integral part of the hospital's cancer Programme or health care delivery system.

FUNCTIONING OF HBCR

The data abstraction and entry are done using the hospital files. The demographic data are collected and entered into the computer at the time of new patient registration at MCC and transfer to the core- pro forma of the National Cancer Registry Programme (NCRP) of Indian Council of Medical Research (ICMR). The data transfer of the ICMR Core pro forma- first part (demographic details) and second part (diagnostic treatment and follow up details) is entered using the ICMR software after retrieving case sheets from the MCC Medical Records division. All variables in the core pro forma except age and various dates are directly selected. The selection box contains all the codes along with their descriptions for each variable. Hence, this helps to avoid mistakes beyond the range of values for each variable. The selection box corresponding to the variable topography and morphology contains the third edition of international classification of diseases for oncology (ICD-O-3) and the international classification of diseases (ICD-10).

DATA PROCESSING ANALYSIS

After abstraction, coding and data entry the data were sent to the coordinating unit of the NCRP of ICMR, Bangalore in an electronic format and the data was subjected to various range,

consistency, unlikely combinations, and duplicate checks. Necessary corrections are done based on the error list of the cases sent by the coordinating unit and this report is generated.

ACTIVITIES

Ongoing Projects:

1. Hospital Based Cancer Registry (HBCR)
2. Population Based Cancer Registry (PBCR)
3. Patterns of Care & Survival Studies
4. Lifestyle and Cancer

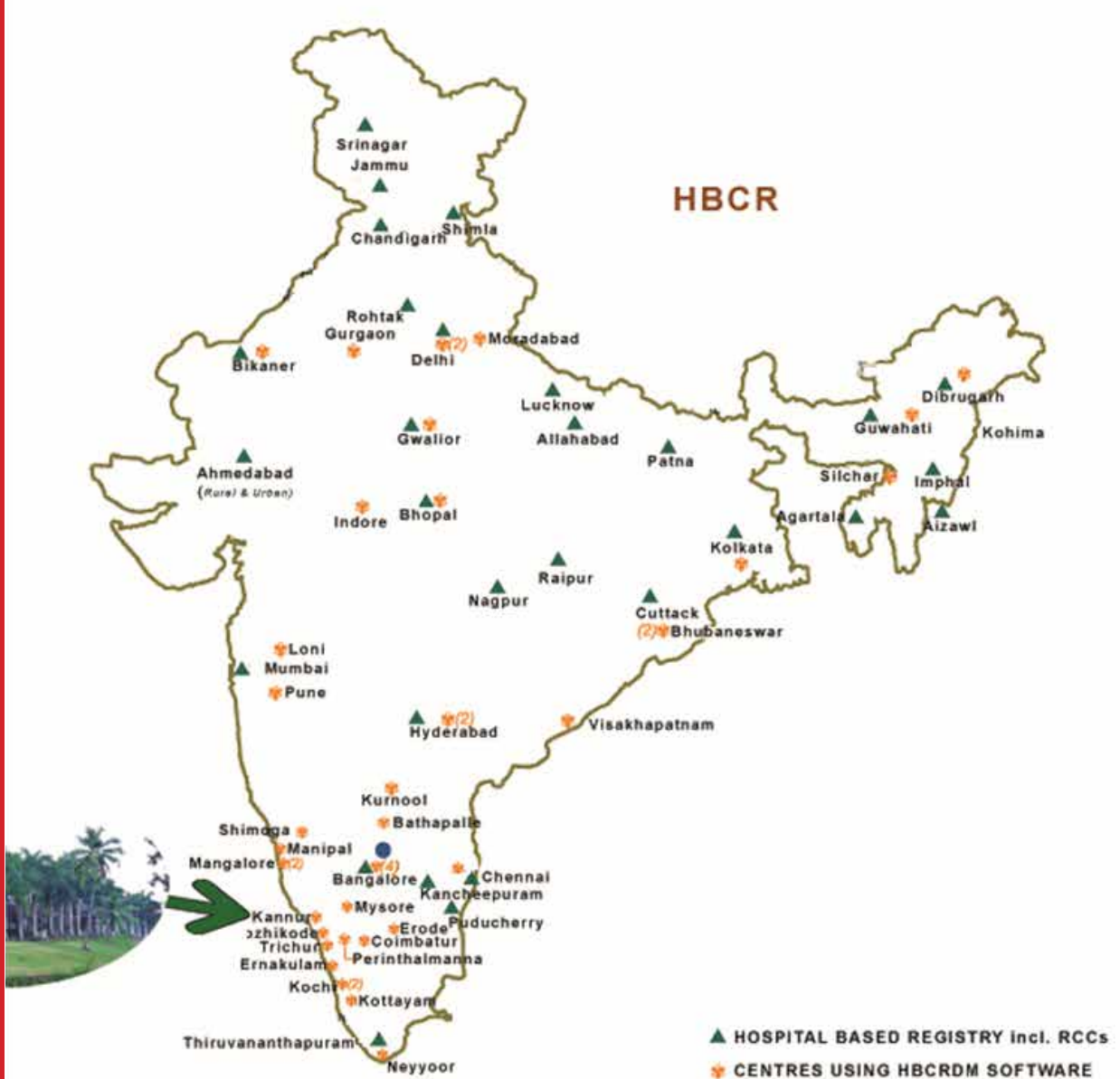
NATIONAL CANCER REGISTRY PROGRAMME

(INDIAN COUNCIL OF MEDICAL RESEARCH)

The Indian Council of Medical Research initiated a network of cancer registries across the country under the National Cancer Registry Programme (NCRP) in December 1981. This move followed the recognition that there was an urgent need for strengthening the existing cancer registries and organization of new cancer registries in different regions of the country.

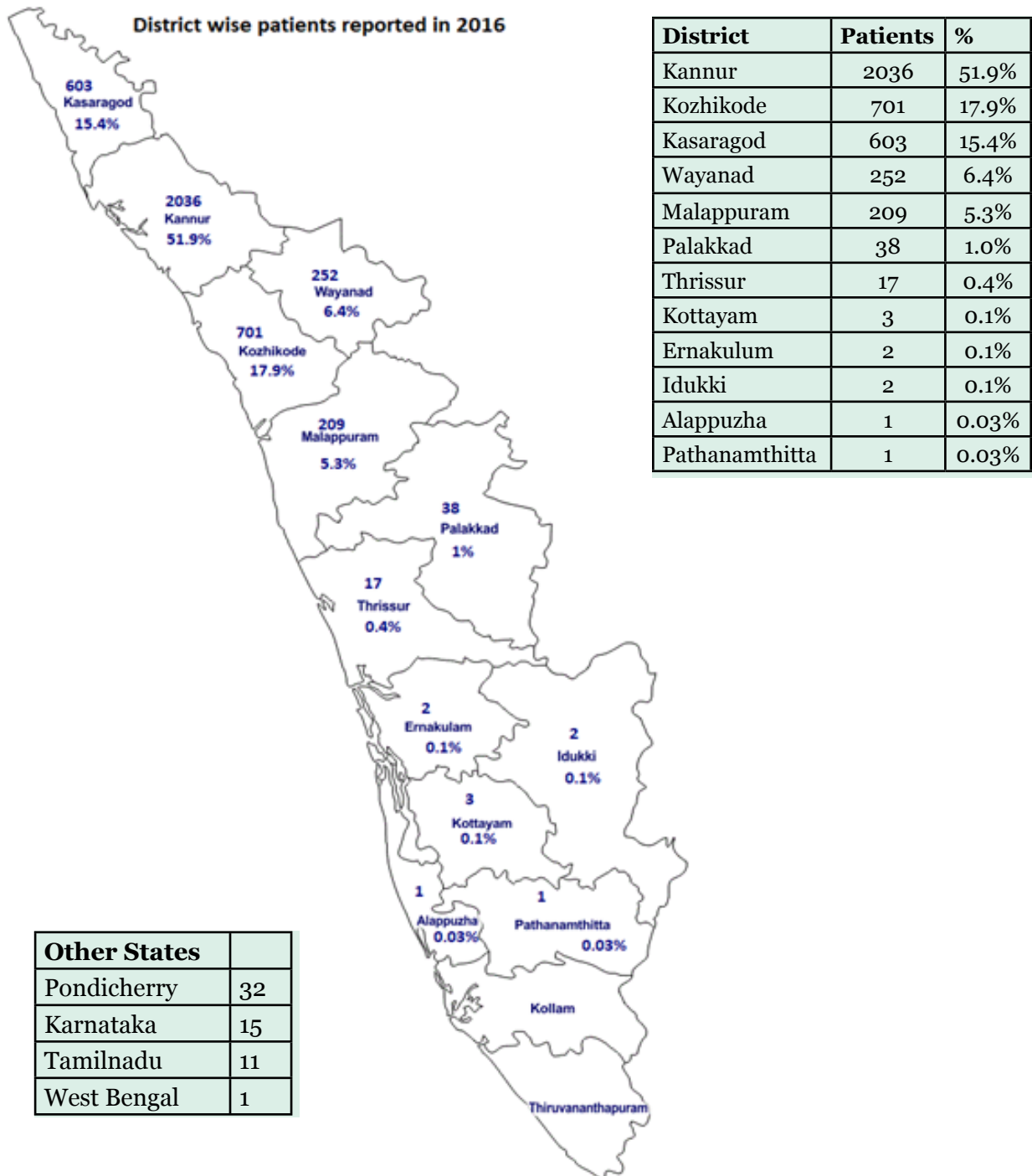
The programme was commenced with the following objectives:

1. To generate reliable data on the magnitude and patterns of cancer – this would be based on morbidity and mortality rates including incidence rates according to gender, age and residence of the patient, anatomical site of cancer and proportion of histological type or microscopic confirmation for each site; pattern of different types of cancer according to relative proportions or ratios in various population sub-groups such as religion, language spoken, educational status; clinical stage of disease when patients come to hospital for treatment and where possible the nature of treatment received and outcome;
2. To undertake epidemiologic studies in the form of case control or cohort studies based on observations of registry data;
3. Provide research base for developing appropriate strategies to aid in National Cancer Control Programme; this would be in the form of planning, monitoring and evaluation of activities under this Programme;
4. Develop human resource in cancer registration and Epidemiology.



Patterns of Patient Registration

STATE/ DISTRICT WISE ATTENDANCE OF CANCER PATIENTS REPORTED IN 2016



SUMMARY OF RESULTS

A total of 3924 new patients were registered in 2016. Among them 2125(54.2%) were males and 1799 (45.8%) were females. Total proportion of tobacco related cancer (TRC) relative to all sites is 52.1% and 17.6% among males and females respectively. TRC with respect to all sites Lung cancer predominates (23%) among males, whereas in females, it was mouth (5.1%). TRC with respect to specific site, among male it is Lung(44.0%) and among females it is mouth cancer (29.1%)

The ten leading cancers found in male were cancers of Lung (23%), Mouth (7%), Stomach(6.4%),Larynx(5.2%),NHL(5%),prostate(4.9%),Tongue(4.8%),Oesophagus(4.4%), Rectum(3.4%),and Colon(3.2%)whereas in females it was Breast (29.8%), Cervix uteri(8%), Ovary (6.1%), Mouth(5.1%) Thyroid (4.1%), Corpus Uteri (3.9), Lung (3.8%), Rectum(3.6%), , NHL (3.6%), and Colon(3.3%).

Based in different methods of diagnosis microscopically diagnosed was 91.1% in males and 94.5% in females and 89.6% had histology of primary in males and 92.6% in females. According to Broad group of treatment among males 39.1% received treatment only at RI and among females it was 43.1%. The clinical extent of disease (treatment at RI) was Localized(L) in 9.5% regional(R) in 45.8% and L+R in 55.4% among males and among females it was 18.2%, 54.6% and 72.8% respectively.

The system wise leading cancers were, head and neck (820, 65.7% in males and 34.3% in females). The second was digestive organs (765, 64.6% in males and 35.4% in females). The third was Respiratory system(556, 87.6% in males and 12.4% in females). The 4th leading was Breast (539, 0.4% in males and 99.6% in females), The fifth leading was hematological and RE (379, 58.8% in males and 41.2% in females). The sixth leading was Gynecological system (343), the seventh leading was Male Genital Organ (123). The eighth leading was Urinary tract (97, 80.4% in males and 19.6% in females). The ninth leading was skin (72, 48.6% in males and 51.4% in females) and the tenth leading was CNS(56, 64.3% in males and 35.7% in females). In 556 respiratory system cancer patients 67.8% were chronic smokers. In 820 head and neck cancer 38.4% were chronic alcoholic and 28.2% had chronic panchewing habit. Among hereditary cancers, 34.1 % of colon cancer patients had family history of cancer.

The ten leading cancers irrespective of sex were recorded as Lung(14.2%), Breast(13.7%), Mouth (6.1%), Stomach(4.5%), NHL (4.4%), Tongue(4.0%), Cervix(3.7%), Oesophagus (3.7%) Rectum (3.5%), and Colon(3.3%) respectively.Among 3924 patients 2743(69.9%) were new cases and 1181(30.09%) were old cases.

RESULTS

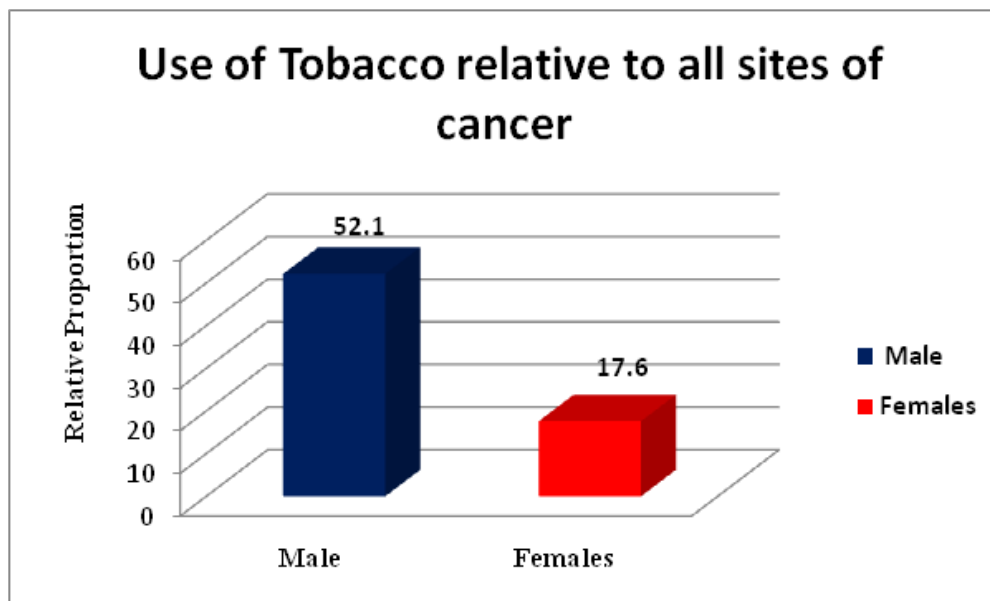
Number (#) and proportion (%) according to sex and sex ratio percent

Male		Female		Sex Ratio	Total Cases
#	%	#	%		
2125	54.2	1799	45.8	118	3924

Tobacco Related Cancers (TRC)

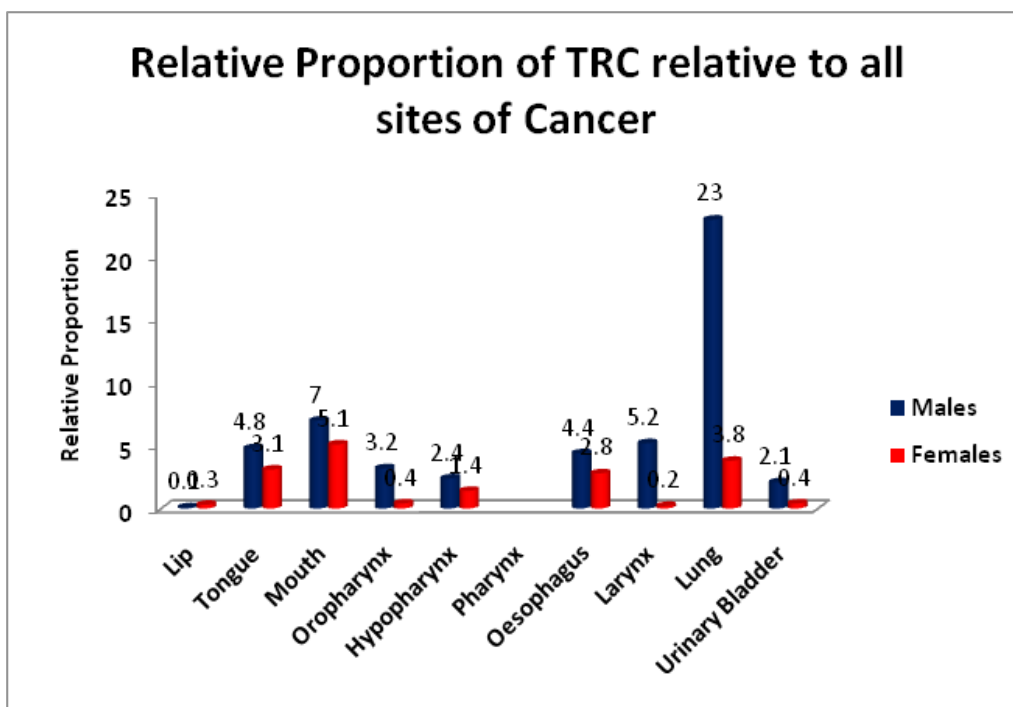
Number and proportion of cancers associated with use of tobacco relative to all sites of cancer

Males			Females		
All sites	#	%	All sites	#	%
2125	1108	52.1	1799	316	17.6



Number (#) and proportion (%) of tobacco related cancers (TRC) relative to all sites of cancer

Site of Cancer	Male		Female	
	#	%	#	%
2140				
Lip(C00)	3	0.1	6	0.3
Tongue(C01-02)	101	4.8	56	3.1
Mouth(03-06)	148	7	92	5.1
Oropharynx(C10)	68	3.2	7	0.4
Hypopharynx(C12-13)	51	2.4	25	1.4
Pharynx(C14)	1			
Esophagus(C15)	94	4.4	50	2.8
Larynx(C32)	110	5.2	3	0.2
Lung(C33-34)	488	23	69	3.8
Urinary Bladder(C67)	44	2.1	8	0.4
TRC	1108	52.1	316	17.6
All sites	2125	100	1799	100



Number (#) and proportion (%) of Specific site of cancers among Tobacco Related cancers

Site of Cancer	Males		Females	
	#	%	#	%
Lip(C00)	3	0.3	6	1.9
Tongue(C01-02)	101	9.1	56	17.7
Mouth(03-06)	148	13.4	92	29.1
Oropharynx(C10)	68	6.1	7	2.2
Hypopharynx(C12-13)	51	4.6	25	7.9
Pharynx(C14)	1	0.1		
Esophagus(C15)	94	8.5	50	15.8
Larynx(C32)	110	9.9	3	0.9
Lung(C33-34)	488	44.0	69	21.8
Urinary Bladder(C67)	44	4.0	8	2.5
TRC	1108	100.0	316	100.0

Number and relative proportion of Tobacco Related Cancers by five year age group

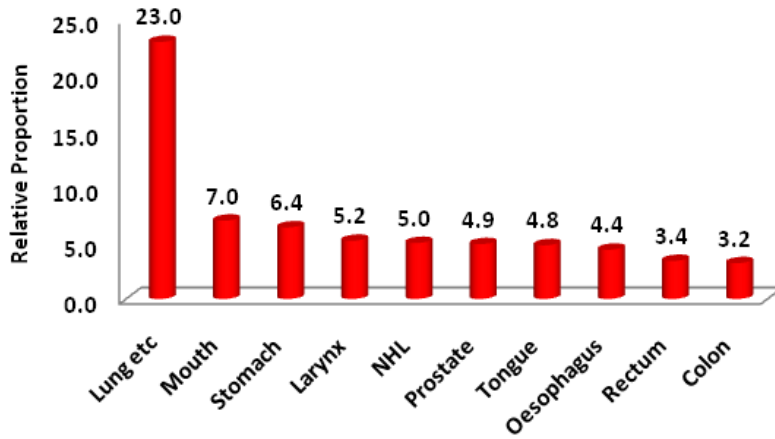
Age Group	Males		Females	
	#	%	#	%
25-29	1	0.1	-	-
30-34	6	0.5	3	0.9
35-39	12	1.1	5	1.6
40-44	33	3	5	1.6
45-49	72	6.5	23	7.3
50-54	112	10.1	29	9.2
55-59	134	12.1	38	12.0
60-64	259	23.4	52	16.5
65-69	200	18.1	52	16.5
70-74	148	13.4	38	12.0
75+	131	11.8	71	22.5
All Ages	1108	100	316	100.0

LEADING SITES OF CANCER AND MAGNITUDE

Rank, Number (#) and relative proportion (%) of leading site of cancers among Males

Rank	Sites (ICD-10)	#	%
1	Lung etc.(C33-34)	488	23
2	Mouth (C03-06)	148	7
3	Stomach (C16)	135	6.4
4	Larynx (C32)	110	5.2
5	NHL (C82-85,C96)	107	5
6	Prostate (C61)	105	4.9
7	Tongue (C01-02)	101	4.8
8	Esophagus (C15)	94	4.4
9	Rectum (C19-20)	73	3.4
10	Colon (C18)	69	3.2
	All Sites	2125	100

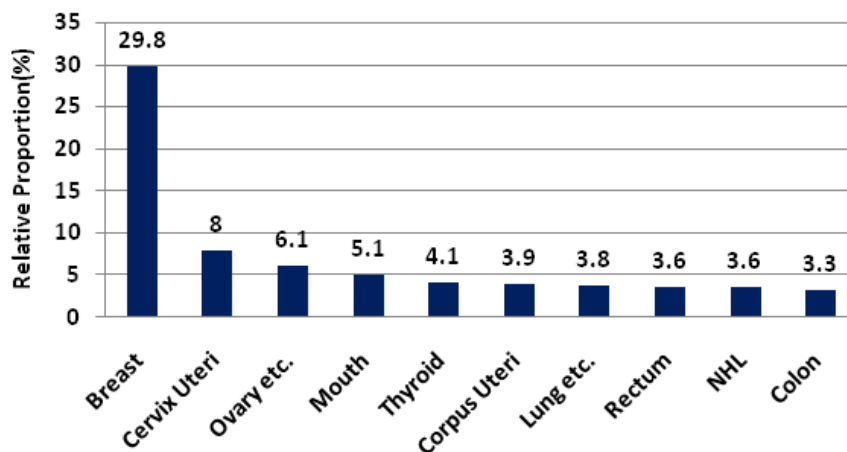
Leading Site of Cancer - Males



Rank, Number (#) and proportion (%) of leading site of cancers among Females

Rank	Sites (ICD-10)	#	%
1	Breast (C50)	537	29.8
2	Cervix Uteri (C53)	144	8
3	Ovary etc. (C56)	109	6.1
4	Mouth (C03-06)	92	5.1
5	Thyroid (C73)	73	4.1
6	Corpus Uteri (C54)	71	3.9
7	Lung etc. (C33-34)	69	3.8
8	Rectum (C19-20)	65	3.6
9	NHL (C82-85,C96)	65	3.6
10	Colon (C18)	60	3.3
	All Sites	1799	100

Leading Site of Cancer - Females



**DIAGNOSTIC,
CLINICAL AND
DEMOGRAPHIC
DETAILS**

DIAGNOSTIC, CLINICAL AND DEMOGRAPHIC DETAILS

Number (#) and relative proportion (%) of cancers by different methods of diagnosis

Method of Diagnosis	Males		Females	
	#	%	#	%
Microscopic	1935	91.1	1700	94.5
All imaging Techniques	144	6.8	55	3.1
Clinical	22	1.0	17	0.9
Others	24	1.1	27	1.5
Total	2125	100.0	1799	100.0

Number(#) and relative proportion(%) of Cancers Based on Different Types of Microscopic Diagnosis

Type of Microscopic Diagnosis	Males		Females	
	#	%	#	%
Histology of Primary	1734	89.6	1574	92.6
Histology of Metastasis	99	5.1	37	2.2
Cytology of Primary	44	2.3	62	3.6
Cytology of Metastasis	54	2.8	23	1.4
Blood film	2	0.1	-	-
Bone marrow	2	0.1	4	0.2
All Microscopic	1935	100.0	1700	100.0

Number (#) and relative proportion (%) of Cancers Based on Different Types of Microscopic Diagnosis (Includes Non-Microscopic cases)

Type of Microscopic Diagnosis	Males		Females	
	#	%	#	%
Histology of Primary	1734	81.6	1574	87.5
Histology of Metastasis	99	4.7	37	2.1
Cytology of Primary	44	2.1	62	3.4
Cytology of Metastasis	54	2.5	23	1.3
Blood film	2	0.1	-	-
Bone marrow	2	0.1	4	0.2
Non Microscopic	190	8.9	99	5.5
Total	2125	100.0	1799	100.0

Number (#) and Relative proportion (%) of Cancer Patients according to Broad groups of treatment at reporting institution and/or elsewhere

Treatment Groups	Males		Females	
	#	%	#	%
Prior Treatment only	352	16.6	331	18.4
Prior and treatment at RI	222	10.4	276	15.3
Treatment only at RI	831	39.1	775	43.1
No treatment	720	33.9	417	23.2
Total	2125	100.0	1799	100.0

Number (#) and relative proportion(%) of Cancer patients according to Clinical Extent of Disease(Treatment only at RI)

Clinical Extent	Males		Females	
	#	%	#	%
Localized	79	9.5	141	18.2
Regional	381	45.8	423	54.6
L+R	460	55.4	564	72.8
Distant	281	33.8	143	18.5
Others	90	10.8	68	8.8
Total	831	100.0	775	100.0

Number (#) and relative proportion (%) of patients according to Type of Treatment given (Treatment only at RI)

	Males		Females	
	#	%	#	%
Total Patients	831	100.0	775	100
Specific Treatments				
Surgery	83	10.0	99	12.8
Radiotherapy	305	36.7	134	17.3
Chemotherapy	116	14.0	95	12.3
S+R	58	7.0	44	5.7
S+C	27	3.2	50	6.5
R+C	167	20.1	99	12.8
S+R+C	32	3.9	86	11.1
Hormone therapy	13	1.6	10	1.3
S+H			15	1.9
R+H	8	1.0	2	0.3

C+H	3	0.4	3	0.4
S+R+H			4	0.5
S+C+H			29	3.7
R+C+H	3	0.4	7	0.9
S+R+C+H			90	11.6
Others	16	1.9	8	1
Modality of Treatment				
Single	517	62.2	338	43.6
Combination	298	35.9	429	55.4

Number (#) and proportion (%) of Cancers by Broad age group

Broad age group	Males		Females	
	#	%	#	%
00-14	15	0.7	4	0.2
15-34	80	3.8	97	5.4
35-64	1154	54.3	1129	62.8
65+	876	41.2	569	31.6
All ages	2125	100	1799	100

Number (#) and Relative Proportion (%) of Cancers by Religious groups

Religious Groups	Males		Females	
	#	%	#	%
Hindu	1271	59.8	1130	62.8
Muslim	626	29.5	490	27.2
Christian	225	10.6	174	9.7
Others	1	0.0	-	-
Unknown	2	0.1	5	0.3
Total	2125	100.0	1799	100

Number (#) and Relative Proportion (%) of Cancers by Mother tongue

Mother Tongue	Males		Females	
	#	%	#	%
Malayalam	2106	99.1	1790	99.5
Kannada	6	0.3	3	0.2
Tamil	3	0.1	2	0.1
Bengali	2	0.1	-	-

Marathi	1	0.0	1	0.1
Konkani	-	-	1	0.1
Others	5	0.2	-	-
Unknown	2	0.1	2	0.1
Total	2125	100.0	1799	100.0

Number (#) and Relative Proportion(%) of Cancers by Education

Education	Males		Females	
	#	%	#	%
Primary	566	26.6	382	21.2
Middle	522	24.6	370	20.6
Secondary	296	13.9	288	16.0
Literate	277	13.0	218	12.1
Illiterate	180	8.5	311	17.3
Others	137	6.4	107	5.9
Unknown	147	6.9	123	6.8
Total	2125	100.0	1799	100.0

**DETAILED INFORMATION
NCRP-ICMR
DIAGNOSTIC, CLINICAL
AND DEMOGRAPHIC**

TABLE 1(a): Number of Cancers by Site (ICD-10) and Five Year Age Group - Males

ICD 10	Site	00-04	05-09	10-14	15-19	20-24	25-29	30-34	35-39	40-44	45-49	50-54	55-59	60-64	65-69	70-74	75+	Unk	Total	%
C00	Lip	-	-	-	-	-	-	-	1	-	-	-	-	-	1	-	1	-	3	0.1
C01-02	Tongue	-	-	-	-	-	-	4	4	11	11	17	11	17	8	7	11	-	101	4.8
C03-06	Mouth	-	-	-	-	-	-	1	3	8	17	19	9	30	21	15	25	-	148	7.0
C07-08	Salivary Gland	-	-	-	-	-	-	-	1	-	1	-	1	1	-	1	1	-	6	0.3
C09	Tonsil	-	-	-	-	-	-	-	-	1	1	-	-	3	-	-	-	-	5	0.2
C10	Oth. Oropharynx	-	-	-	-	-	-	-	1	2	7	5	10	19	10	6	8	-	68	3.2
C11	Nasopharynx	-	-	-	-	-	-	-	-	-	1	1	-	3	2	-	1	-	8	0.4
C12-13	Hypopharynx	-	-	-	-	-	-	-	-	1	3	4	10	9	12	7	5	-	51	2.4
C14	Pharynx Unspecified	-	-	-	-	-	-	-	-	-	-	-	-	-	1	-	-	-	1	0.0
C15	Oesophagus	-	-	-	-	-	-	-	1	1	10	8	11	19	24	11	9	-	94	4.4
C16	Stomach	-	-	-	-	-	1	3	3	2	12	12	18	26	21	14	23	-	135	6.4
C17	Small Intestine	-	-	-	-	-	1	-	-	-	-	-	1	-	1	-	-	-	3	0.1
C18	Colon	-	-	-	-	1	-	-	1	2	11	8	4	12	11	12	7	-	69	3.2
C19-20	Rectum	-	-	-	-	1	-	-	1	2	6	8	9	18	10	9	9	-	73	3.4
C21	Anus & Anal Canal	-	-	-	-	-	-	-	-	-	1	-	-	2	-	-	-	-	3	0.1
C22	Liver	-	-	-	1	-	-	2	1	1	3	6	6	12	11	4	4	-	51	2.4
C23-24	Gallbladder etc.	-	-	-	-	-	-	-	-	-	2	2	3	4	3	1	1	-	16	0.8
C25	Pancreas	-	-	-	-	-	-	-	-	4	1	5	5	11	7	3	4	-	40	1.9
C30-31	Nose, Sinuses etc.	-	-	-	-	-	1	-	-	-	1	1	2	4	1	-	-	-	10	0.5
C32	Larynx	-	-	-	-	-	1	1	-	3	3	14	15	28	19	15	11	-	110	5.2
C33-34	Lung etc.	-	-	-	-	-	-	-	2	7	20	41	62	133	93	75	55	-	488	23.0
C37-38	Other Thoracic Organs	-	-	-	-	1	1	-	-	-	2	2	-	-	-	-	1	-	7	0.3
C40-41	Bone	-	2	1	5	3	1	-	3	-	-	2	-	-	1	-	-	-	18	0.8
C43	Melanoma of Skin	-	-	-	-	2	-	-	1	-	-	3	3	9	2	6	9	-	35	1.6
C44	Other Skin	-	-	-	-	-	-	-	-	-	-	1	-	-	1	-	-	-	2	0.1
C45	Mesothelioma	-	-	-	-	-	-	-	-	-	-	-	-	-	-	-	-	-	-	-
C46	Kaposi Sarcoma	-	-	-	-	-	-	-	-	-	-	-	-	-	-	-	-	-	-	-
C47+C49	Conn. & Soft Tissue	-	-	1	-	-	1	1	1	1	1	-	2	3	1	1	3	-	16	0.8
C50	Breast	-	-	-	-	-	-	-	-	-	-	-	-	-	1	1	-	-	2	0.1
C60	Penis	-	-	-	-	-	-	1	1	-	1	2	1	2	1	-	1	-	10	0.5
C61	Prostate	-	-	-	-	-	-	-	-	-	2	3	3	23	19	24	31	-	105	4.9
C62	Testis	-	-	-	1	-	-	3	-	-	1	-	-	-	1	-	1	-	7	0.3
C63	Other Male Genital	-	-	-	-	-	-	-	-	-	-	-	-	-	-	-	1	-	1	0.0
C64	Kidney etc.	-	-	-	-	-	-	-	-	4	3	4	3	6	8	2	3	-	33	1.6
C65	Renal Pelvis	-	-	-	-	-	-	-	-	-	-	1	-	-	-	-	-	-	1	0.0
C66	Ureter	-	-	-	-	-	-	-	-	-	-	-	-	-	-	-	-	-	-	-
C67	Bladder	-	-	-	-	-	-	-	-	-	1	4	6	4	11	12	6	-	44	2.1
C68	Uns.Urinary Organs	-	-	-	-	-	-	-	-	-	-	-	-	-	-	-	-	-	-	-
C69	Eye	-	-	-	-	-	-	-	-	-	-	-	-	-	-	-	-	-	-	-
C70-72	Brain, Nervous System	-	1	-	-	1	1	2	2	5	3	5	6	3	5	1	1	-	36	1.7
C73	Thyroid	-	-	-	1	-	3	1	1	-	1	1	4	3	-	2	1	-	18	0.8
C74	Adrenal Gland	-	-	-	-	-	-	-	-	-	-	-	-	-	1	-	-	-	1	0.0
C81	Hodgkins Disease	-	1	1	1	2	1	1	3	-	1	-	-	-	-	1	-	-	12	0.6
C82-85	NHL	-	-	-	-	-	4	2	3	7	6	7	11	18	10	4	11	-	83	3.9
C88	Malignn.Prof D	-	-	-	-	-	-	-	-	-	-	-	-	-	-	-	-	-	-	-
C90	Multiple Myeloma	-	-	-	-	-	-	-	-	1	1	4	8	10	17	7	5	-	53	2.5
C91	Lymphoid Leuk.	1	2	4	6	3	-	2	3	1	-	2	1	1	-	2	3	-	31	1.5
C92-94	Myeloid Leukaemia	-	-	1	-	1	2	6	6	3	2	6	2	4	5	1	2	-	41	1.9
C95	LeukaemiaUns	-	-	-	-	-	-	-	-	-	-	-	-	-	-	-	-	-	-	-
C96	CMD, O&U LHM	-	-	-	-	1	-	1	3	2	2	2	1	3	4	2	3	-	24	1.1
O&U	Other and Uns	-	-	-	-	-	-	-	2	1	5	5	8	12	11	5	13	-	62	2.9
	All Sites	1	6	8	15	16	18	31	48	70	143	205	236	452	353	252	271	-	2125	100.0

TABLE 1(b): Number of Cancers by Site (ICD-10) and Five Year Age Group - Females

ICD 10	Site	00-04	05-09	10-14	15-19	20-24	25-29	30-34	35-39	40-44	45-49	50-54	55-59	60-64	65-69	70-74	75+	Total	%
C00	Lip	-	-	-	-	-	-	-	-	-	1	-	-	1	3	1	-	6	0.3
C01-02	Tongue	-	-	-	-	-	-	1	1	2	4	7	5	11	7	5	13	56	3.1
C03-06	Mouth	-	-	-	-	-	-	-	1	1	5	4	14	14	15	14	24	92	5.1
C07-08	Salivary Gland	-	-	-	-	1	-	-	2	1	-	1	1	-	1	1	1	9	0.5
C10	Oth. Oropharynx	-	-	-	-	-	-	-	-	-	-	-	-	-	3	1	3	7	0.4
C11	Nasopharynx	-	-	-	-	-	-	-	-	1	-	-	-	-	-	-	-	1	0.1
C12-13	Hypopharynx	-	-	-	-	-	-	1	2	2	2	2	3	5	2	2	4	25	1.4
C15	Oesophagus	-	-	-	-	-	-	-	-	-	4	3	3	9	8	6	17	50	2.8
C16	Stomach	-	-	-	-	-	1	2	3	3	2	3	4	6	5	3	10	42	2.3
C17	Small Intestine	-	-	-	-	-	-	-	-	-	1	-	-	1	1	1	-	4	0.2
C18	Colon	-	-	-	-	-	-	-	2	2	6	5	7	12	13	7	6	60	3.3
C19-20	Rectum	-	-	-	-	-	-	-	2	5	3	5	11	5	11	9	14	65	3.6
C21	Anus & Anal Canal	-	-	-	-	-	-	-	-	-	-	-	-	-	-	-	1	1	0.1
C22	Liver	-	-	-	-	-	-	2	1	2	-	3	-	2	3	1	1	15	0.8
C23-24	Gallbladder etc.	-	-	-	-	-	-	-	1	3	-	1	1	2	1	1	-	10	0.6
C25	Pancreas	-	-	-	-	-	1	-	1	-	1	2	3	2	1	-	5	16	0.9
C30-31	Nose, Sinuses etc.	-	-	-	-	-	1	-	-	-	-	-	1	-	1	-	-	3	0.2
C32	Larynx	-	-	-	-	-	-	-	-	-	-	1	-	1	-	1	-	3	0.2
C33-34	Lung etc.	-	-	-	-	-	-	1	-	-	4	12	11	11	13	8	9	69	3.8
C37-38	Other Thoracic Organs	-	-	-	-	-	-	-	-	-	-	1	-	-	-	-	1	2	0.1
C40-41	Bone	-	-	2	2	-	-	-	-	-	-	1	1	2	-	-	1	9	0.5
C43	Melanoma of Skin	-	-	-	-	1	-	2	1	3	2	3	4	4	3	5	8	36	2.0
C44	Other Skin	-	-	-	-	-	-	-	-	-	-	1	1	-	2	-	-	4	0.2
C47+C49	Conn. & Soft Tissue	-	-	-	2	1	2	1	2	1	2	2	1	1	1	2	-	18	1.0
C50	Breast	-	-	-	-	1	5	22	47	74	80	76	62	67	49	29	25	537	29.8
C51	Vulva	-	-	-	-	-	-	-	-	-	1	-	-	-	-	-	3	4	0.2
C52	Vagina	-	-	-	-	-	-	-	-	-	-	-	1	1	1	-	-	3	0.2
C53	Cervix Uteri	-	-	-	-	1	-	1	5	5	28	22	27	15	21	5	14	144	8.0
C54	Corpus Uteri	-	-	-	-	-	-	-	2	3	8	16	19	9	6	4	4	71	3.9
C55	Uterus Unspecified	-	-	-	-	-	-	-	2	1	2	1	1	-	1	-	1	9	0.5
C56	Ovary etc.	-	-	-	1	1	2	5	5	10	11	14	14	13	7	13	13	109	6.1
C57	Other Female Genital	-	-	-	-	-	-	-	-	-	2	1	-	-	-	-	-	3	0.2
C64	Kidney etc.	-	-	-	-	1	1	-	-	-	2	1	-	2	1	1	1	10	0.6
C65	Renal Pelvis	-	-	-	-	-	-	-	-	-	-	-	-	-	-	-	-	-	-
C66	Ureter	-	-	-	-	-	-	-	-	-	-	-	-	-	1	-	-	1	0.1
C67	Bladder	-	-	-	-	-	-	-	1	-	3	-	2	-	1	-	1	8	0.4
C68	Uns.Urinary Organs	-	-	-	-	-	-	-	-	-	-	-	-	-	-	-	-	-	-
C69	Eye	-	-	-	-	-	-	-	-	-	-	-	-	-	-	-	-	-	-
C70-72	Brain, Nervous System	-	-	1	-	-	1	1	3	2	1	3	2	3	1	2	-	20	1.1
C73	Thyroid	-	-	-	-	2	3	5	8	7	10	10	7	3	7	6	5	73	4.1
C74	Adrenal Gland	-	-	-	-	-	-	-	1	-	-	-	-	-	-	-	-	1	0.1
C81	Hodgkins Disease	-	-	-	1	1	2	1	-	-	-	1	-	2	-	-	1	9	0.5
C82-85	NHL	-	-	-	-	2	1	2	2	6	3	2	8	3	6	3	4	42	2.3
C88	Maligmn.Prol D	-	-	-	-	-	-	-	-	-	-	-	-	-	-	-	-	-	-
C90	Multiple Myeloma	-	-	-	-	-	-	-	-	2	4	4	7	7	10	3	3	40	2.2
C91	Lymphoid Leuk.	-	-	-	1	1	-	-	3	-	-	-	2	1	1	-	1	10	0.6
C92-94	Myeloid Leukaemia	-	-	1	2	1	2	2	2	4	6	3	2	6	5	1	5	42	2.3
C95	LeukaemiaUns	-	-	-	-	-	-	-	-	-	-	-	-	-	-	-	-	-	-
C96	CMD, O&U LHM	-	-	-	2	-	-	-	2	-	-	5	1	5	3	4	1	23	1.3
O&U	Other and Uns	-	-	-	-	-	1	-	-	2	2	3	7	7	4	-	11	37	2.1
	All Sites	-	-	4	11	14	23	49	102	142	200	219	233	233	219	139	211	1799	100.0

TABLE 2(a): Number (#) and Proportion (%) of Cancers by Site (ICD-10) and Method of Diagnosis - Males

ICD 10	Site Name	Microscopic		X-Ray / Imaging		Clinical		Others		Total	
		#	%	#	%	#	%	#	%	#	%
C00	Lip	3	100.0	-	-	-	-	-	-	3	100.0
C01-02	Tongue	100	99.0	-	-	1	1.0	-	-	101	100.0
C03-06	Mouth	145	98.0	-	-	2	1.4	1	0.7	148	100.0
C07-08	Salivary Gland	6	100.0	-	-	-	-	-	-	6	100.0
C09	Tonsil	5	100.0	-	-	-	-	-	-	5	100.0
C10	Oth. Oropharynx	67	98.5	-	-	1	1.5	-	-	68	100.0
C11	Nasopharynx	7	87.5	1	12.5	-	-	-	-	8	100.0
C12-13	Hypopharynx	49	96.1	-	-	1	2.0	1	2.0	51	100.0
C14	Pharynx Unspecified	1	100.0	-	-	-	-	-	-	1	100.0
C15	Oesophagus	88	93.6	-	-	2	2.1	4	4.3	94	100.0
C16	Stomach	122	90.4	6	4.4	-	-	7	5.2	135	100.0
C17	Small Intestine	3	100.0	-	-	-	-	-	-	3	100.0
C18	Colon	66	95.7	-	-	-	-	3	4.3	69	100.0
C19-20	Rectum	69	94.5	-	-	3	4.1	1	1.4	73	100.0
C21	Anus & Anal Canal	3	100.0	-	-	-	-	-	-	3	100.0
C22	Liver	27	52.9	21	41.2	-	-	3	5.9	51	100.0
C23-24	Gallbladder etc.	12	75.0	4	25.0	-	-	-	-	16	100.0
C25	Pancreas	26	65.0	10	25.0	2	5.0	2	5.0	40	100.0
C30-31	Nose, Sinuses etc.	10	100.0	-	-	-	-	-	-	10	100.0
C32	Larynx	108	98.2	-	-	2	1.8	-	-	110	100.0
C33-34	Lung etc.	406	83.2	77	15.8	5	1.0	-	-	488	100.0
C37-38	Other Thoracic Organs	7	100.0	-	-	-	-	-	-	7	100.0
C40-41	Bone	18	100.0	-	-	-	-	-	-	18	100.0
C43	Melanoma of Skin	35	100.0	-	-	-	-	-	-	35	100.0
C44	Other Skin	2	100.0	-	-	-	-	-	-	2	100.0
C45	Mesothelioma	-	-	-	-	-	-	-	-	-	-
C46	Kaposi Sarcoma	-	-	-	-	-	-	-	-	-	-
C47+C49	Conn. & Soft Tissue	15	93.8	1	6.2	-	-	-	-	16	100.0
C50	Breast	1	50.0	-	-	-	-	1	50.0	2	100.0
C60	Penis	10	100.0	-	-	-	-	-	-	10	100.0
C61	Prostate	101	96.2	2	1.9	1	1.0	1	1.0	105	100.0
C62	Testis	7	100.0	-	-	-	-	-	-	7	100.0
C63	Other Male Genital	1	100.0	-	-	-	-	-	-	1	100.0
C64	Kidney etc.	32	97.0	1	3.0	-	-	-	-	33	100.0
C65	Renal Pelvis	1	100.0	-	-	-	-	-	-	1	100.0
C66	Ureter	-	-	-	-	-	-	-	-	-	-
C67	Bladder	42	95.5	2	4.5	-	-	-	-	44	100.0
C68	Uns. Urinary Organs	-	-	-	-	-	-	-	-	-	-
C69	Eye	-	-	-	-	-	-	-	-	-	-
C70-72	Brain, Nervous System	33	91.7	3	8.3	-	-	-	-	36	100.0
C73	Thyroid	16	88.9	2	11.1	-	-	-	-	18	100.0
C74	Adrenal Gland	1	100.0	-	-	-	-	-	-	1	100.0
C81	Hodgkins Disease	12	100.0	-	-	-	-	-	-	12	100.0
C82-85	NHL	83	100.0	-	-	-	-	-	-	83	100.0
C88	Malignn. Prot D	-	-	-	-	-	-	-	-	-	-
C90	Multiple Myeloma	53	100.0	-	-	-	-	-	-	53	100.0
C91	Lymphoid Leuk.	31	100.0	-	-	-	-	-	-	31	100.0
C92-94	Myeloid Leukaemia	41	100.0	-	-	-	-	-	-	41	100.0
C95	Leukaemia Uns	-	-	-	-	-	-	-	-	-	-
C96	CMD, O&U LHM	24	100.0	-	-	-	-	-	-	24	100.0
O&U	Other and Uns	46	74.2	14	22.6	2	3.2	-	-	62	100.0
	All Sites	1935	91.1	144	6.8	22	1.0	24	1.1	2125	100.0

TABLE 2(b): Number (#) and Proportion (%) of Cancers by Site (ICD-10) and Method of Diagnosis - Females

ICD 10	Site Name	Microscopic		X-Ray / Imaging		Clinical		Others		Unknown		Total	
		#	%	#	%	#	%	#	%	#	%	#	%
C00	Lip	5	83.3	-	-	-	-	1	16.7	-	-	6	100.0
C01-02	Tongue	55	98.2	-	-	1	1.8	-	-	-	-	56	100.0
C03-06	Mouth	91	98.9	-	-	1	1.1	-	-	-	-	92	100.0
C07-08	Salivary Gland	9	100.0	-	-	-	-	-	-	-	-	9	100.0
C09	Tonsil	-	-	-	-	-	-	-	-	-	-	-	-
C10	Oth. Oropharynx	7	100.0	-	-	-	-	-	-	-	-	7	100.0
C11	Nasopharynx	1	100.0	-	-	-	-	-	-	-	-	1	100.0
C12-13	Hypopharynx	25	100.0	-	-	-	-	-	-	-	-	25	100.0
C14	Pharynx Unspecified	-	-	-	-	-	-	-	-	-	-	-	-
C15	Oesophagus	48	96.0	-	-	-	-	2	4.0	-	-	50	100.0
C16	Stomach	41	97.6	1	2.4	-	-	-	-	-	-	42	100.0
C17	Small Intestine	4	100.0	-	-	-	-	-	-	-	-	4	100.0
C18	Colon	55	91.7	2	3.3	1	1.7	2	3.3	-	-	60	100.0
C19-20	Rectum	59	90.8	2	3.1	-	-	4	6.2	-	-	65	100.0
C21	Anus & Anal Canal	1	100.0	-	-	-	-	-	-	-	-	1	100.0
C22	Liver	10	66.7	4	26.7	-	-	1	6.7	-	-	15	100.0
C23-24	Gallbladder etc.	9	90.0	1	10.0	-	-	-	-	-	-	10	100.0
C25	Pancreas	8	50.0	6	37.5	1	6.2	1	6.2	-	-	16	100.0
C30-31	Nose, Sinuses etc.	3	100.0	-	-	-	-	-	-	-	-	3	100.0
C32	Larynx	3	100.0	-	-	-	-	-	-	-	-	3	100.0
C33-34	Lung etc.	60	87.0	8	11.6	1	1.4	-	-	-	-	69	100.0
C37-38	Other Thoracic Organs	2	100.0	-	-	-	-	-	-	-	-	2	100.0
C40-41	Bone	9	100.0	-	-	-	-	-	-	-	-	9	100.0
C43	Melanoma of Skin	36	100.0	-	-	-	-	-	-	-	-	36	100.0
C44	Other Skin	4	100.0	-	-	-	-	-	-	-	-	4	100.0
C45	Mesothelioma	-	-	-	-	-	-	-	-	-	-	-	-
C46	Kaposi Sarcoma	-	-	-	-	-	-	-	-	-	-	-	-
C47+C49	Conn. & Soft Tissue	18	100.0	-	-	-	-	-	-	-	-	18	100.0
C50	Breast	530	98.7	1	0.2	2	0.4	4	0.7	-	-	537	100.0
C51	Vulva	4	100.0	-	-	-	-	-	-	-	-	4	100.0
C52	Vagina	3	100.0	-	-	-	-	-	-	-	-	3	100.0
C53	Cervix Uteri	134	93.1	2	1.4	4	2.8	4	2.8	-	-	144	100.0
C54	Corpus Uteri	70	98.6	-	-	-	-	1	1.4	-	-	71	100.0
C55	Uterus Unspecified	9	100.0	-	-	-	-	-	-	-	-	9	100.0
C56	Ovary etc.	86	78.9	12	11.0	5	4.6	6	5.5	-	-	109	100.0
C57	Other Female Genital	3	100.0	-	-	-	-	-	-	-	-	3	100.0
C58	Placenta	-	-	-	-	-	-	-	-	-	-	-	-
C64	Kidney etc.	10	100.0	-	-	-	-	-	-	-	-	10	100.0
C65	Renal Pelvis	-	-	-	-	-	-	-	-	-	-	-	-
C66	Ureter	1	100.0	-	-	-	-	-	-	-	-	1	100.0
C67	Bladder	8	100.0	-	-	-	-	-	-	-	-	8	100.0
C68	Uns.Urinary Organs	-	-	-	-	-	-	-	-	-	-	-	-
C69	Eye	-	-	-	-	-	-	-	-	-	-	-	-
C70-72	Brain, Nervous System	20	100.0	-	-	-	-	-	-	-	-	20	100.0
C73	Thyroid	70	95.9	2	2.7	-	-	1	1.4	-	-	73	100.0
C74	Adrenal Gland	1	100.0	-	-	-	-	-	-	-	-	1	100.0
C81	Hodgkins Disease	9	100.0	-	-	-	-	-	-	-	-	9	100.0
C82-85	NHL	42	100.0	-	-	-	-	-	-	-	-	42	100.0
C88	MaligImn.Prol D	-	-	-	-	-	-	-	-	-	-	-	-
C90	Multiple Myeloma	40	100.0	-	-	-	-	-	-	-	-	40	100.0
C91	Lymphoid Leuk.	10	100.0	-	-	-	-	-	-	-	-	10	100.0
C92-94	Myeloid Leukaemia	42	100.0	-	-	-	-	-	-	-	-	42	100.0
C95	LeukaemiaUns	-	-	-	-	-	-	-	-	-	-	-	-
C96	CMD, O&U LHM	23	100.0	-	-	-	-	-	-	-	-	23	100.0
O&U	Other and Uns	22	59.5	14	37.8	1	2.7	-	-	-	-	37	100.0
	All Sites	1700	94.5	55	3.1	17	0.9	27	1.5	-	-	1799	100.0

TABLE 3(a): Number (#) and Proportion (%) of Cancers by Site (ICD-10) and Detailed Microscopic Diagnosis - Males

ICD 10	Site Name	Histology of Primary		Histology of Secondary		Cytology of Primary		Cytology of Metastasis		Blood Film		Bone Marrow		Total	
		#	%	#	%	#	%	#	%	#	%	#	%	#	%
C00	Lip	3	100.0	-	-	-	-	-	-	-	-	-	-	3	100.0
C01-02	Tongue	98	98.0	-	-	2	2.0	-	-	-	-	-	-	100	100.0
C03-06	Mouth	138	95.2	-	-	3	2.1	4	2.8	-	-	-	-	145	100.0
C07-08	Salivary Gland	3	50.0	-	-	2	33.3	1	16.7	-	-	-	-	6	100.0
C09	Tonsil	4	80.0	-	-	-	-	1	20.0	-	-	-	-	5	100.0
C10	Oth. Oropharynx	57	85.1	1	1.5	4	6.0	5	7.5	-	-	-	-	67	100.0
C11	Nasopharynx	4	57.1	3	42.9	-	-	-	-	-	-	-	-	7	100.0
C12-13	Hypopharynx	42	85.7	1	2.0	1	2.0	5	10.2	-	-	-	-	49	100.0
C14	Pharynx Unspecified	1	100.0	-	-	-	-	-	-	-	-	-	-	1	100.0
C15	Oesophagus	85	96.6	1	1.1	-	-	2	2.3	-	-	-	-	88	100.0
C16	Stomach	119	97.5	2	1.6	-	-	1	0.8	-	-	-	-	122	100.0
C17	Small Intestine	3	100.0	-	-	-	-	-	-	-	-	-	-	3	100.0
C18	Colon	65	98.5	-	-	-	-	1	1.5	-	-	-	-	66	100.0
C19-20	Rectum	69	100.0	-	-	-	-	-	-	-	-	-	-	69	100.0
C21	Anus & Anal Canal	3	100.0	-	-	-	-	-	-	-	-	-	-	3	100.0
C22	Liver	23	85.2	3	11.1	1	3.7	-	-	-	-	-	-	27	100.0
C23-24	Gallbladder etc.	11	91.7	1	8.3	-	-	-	-	-	-	-	-	12	100.0
C25	Pancreas	15	57.7	7	26.9	3	11.5	1	3.8	-	-	-	-	26	100.0
C30-31	Nose, Sinuses etc.	10	100.0	-	-	-	-	-	-	-	-	-	-	10	100.0
C32	Larynx	104	96.3	2	1.9	-	-	2	1.9	-	-	-	-	108	100.0
C33-34	Lung etc.	324	79.8	37	9.1	19	4.7	26	6.4	-	-	-	-	406	100.0
C37-38	Other Thoracic Organs	7	100.0	-	-	-	-	-	-	-	-	-	-	7	100.0
C40-41	Bone	18	100.0	-	-	-	-	-	-	-	-	-	-	18	100.0
C43	Melanoma of Skin	34	97.1	-	-	1	2.9	-	-	-	-	-	-	35	100.0
C44	Other Skin	2	100.0	-	-	-	-	-	-	-	-	-	-	2	100.0
C45	Mesothelioma	-	-	-	-	-	-	-	-	-	-	-	-	-	-
C46	Kaposi Sarcoma	-	-	-	-	-	-	-	-	-	-	-	-	-	-
C47+C49	Conn. & Soft Tissue	14	93.3	1	6.7	-	-	-	-	-	-	-	-	15	100.0
C50	Breast	1	100.0	-	-	-	-	-	-	-	-	-	-	1	100.0
C60	Penis	10	100.0	-	-	-	-	-	-	-	-	-	-	10	100.0
C61	Prostate	99	98.0	1	1.0	1	1.0	-	-	-	-	-	-	101	100.0
C62	Testis	6	85.7	-	-	1	14.3	-	-	-	-	-	-	7	100.0
C63	Other Male Genital	1	100.0	-	-	-	-	-	-	-	-	-	-	1	100.0
C64	Kidney etc.	31	96.9	1	3.1	-	-	-	-	-	-	-	-	32	100.0
C65	Renal Pelvis	1	100.0	-	-	-	-	-	-	-	-	-	-	1	100.0
C66	Ureter	-	-	-	-	-	-	-	-	-	-	-	-	-	-
C67	Bladder	41	97.6	-	-	1	2.4	-	-	-	-	-	-	42	100.0
C68	Uns. Urinary Organs	-	-	-	-	-	-	-	-	-	-	-	-	-	-
C69	Eye	-	-	-	-	-	-	-	-	-	-	-	-	-	-
C70-72	Brain, Nervous System	33	100.0	-	-	-	-	-	-	-	-	-	-	33	100.0
C73	Thyroid	15	93.8	-	-	1	6.2	-	-	-	-	-	-	16	100.0
C74	Adrenal Gland	1	100.0	-	-	-	-	-	-	-	-	-	-	1	100.0
C81	Hodgkins Disease	11	91.7	-	-	1	8.3	-	-	-	-	-	-	12	100.0
C82-85	NHL	80	96.4	-	-	3	3.6	-	-	-	-	-	-	83	100.0
C88	Maligmn.Prol D	-	-	-	-	-	-	-	-	-	-	-	-	-	-
C90	Multiple Myeloma	53	100.0	-	-	-	-	-	-	-	-	-	-	53	100.0
C91	Lymphoid Leuk.	31	100.0	-	-	-	-	-	-	-	-	-	-	31	100.0
C92-94	Myeloid Leukaemia	39	95.1	-	-	-	-	-	-	-	-	2	4.9	41	100.0
C95	LeukaemiaUns	-	-	-	-	-	-	-	-	-	-	-	-	-	-
C96	CMD, O&U LHM	22	91.7	-	-	-	-	-	-	2	8.3	-	-	24	100.0
O&U	Other and Uns	3	6.5	38	82.6	-	-	5	10.9	-	-	-	-	46	100.0
	All Sites	1734	89.6	99	5.1	44	2.3	54	2.8	2	0.1	2	0.1	1935	100.0

TABLE 3(b): Number (#) and Proportion (%) of Cancers by Site (ICD-10) and Detailed Microscopic Diagnosis - Females

ICD 10	Site Name	Histology of Primary		Histology of Secondary		Cytology of Primary		Cytology of Metastasis		Blood Film		Bone Marrow		Total	
		#	%	#	%	#	%	#	%	#	%	#	%	#	%
C00	Lip	5	100.0	-	-	-	-	-	-	-	-	-	-	5	100.0
C01-02	Tongue	55	100.0	-	-	-	-	-	-	-	-	-	-	55	100.0
C03-06	Mouth	89	97.8	-	-	2	2.2	-	-	-	-	-	-	91	100.0
C07-08	Salivary Gland	6	66.7	-	-	2	22.2	1	11.1	-	-	-	-	9	100.0
C09	Tonsil	-	-	-	-	-	-	-	-	-	-	-	-	-	-
C10	Oth. Oropharynx	7	100.0	-	-	-	-	-	-	-	-	-	-	7	100.0
C11	Nasopharynx	1	100.0	-	-	-	-	-	-	-	-	-	-	1	100.0
C12-13	Hypopharynx	25	100.0	-	-	-	-	-	-	-	-	-	-	25	100.0
C14	Pharynx Unspecified	-	-	-	-	-	-	-	-	-	-	-	-	-	-
C15	Oesophagus	48	100.0	-	-	-	-	-	-	-	-	-	-	48	100.0
C16	Stomach	39	95.1	1	2.4	-	-	1	2.4	-	-	-	-	41	100.0
C17	Small Intestine	4	100.0	-	-	-	-	-	-	-	-	-	-	4	100.0
C18	Colon	55	100.0	-	-	-	-	-	-	-	-	-	-	55	100.0
C19-20	Rectum	59	100.0	-	-	-	-	-	-	-	-	-	-	59	100.0
C21	Anus & Anal Canal	1	100.0	-	-	-	-	-	-	-	-	-	-	1	100.0
C22	Liver	10	100.0	-	-	-	-	-	-	-	-	-	-	10	100.0
C23-24	Gallbladder etc.	7	77.8	1	11.1	-	-	1	11.1	-	-	-	-	9	100.0
C25	Pancreas	8	100.0	-	-	-	-	-	-	-	-	-	-	8	100.0
C30-31	Nose, Sinuses etc.	3	100.0	-	-	-	-	-	-	-	-	-	-	3	100.0
C32	Larynx	3	100.0	-	-	-	-	-	-	-	-	-	-	3	100.0
C33-34	Lung etc.	41	68.3	11	18.3	5	8.3	3	5.0	-	-	-	-	60	100.0
C37-38	Other Thoracic Organs	2	100.0	-	-	-	-	-	-	-	-	-	-	2	100.0
C40-41	Bone	8	88.9	1	11.1	-	-	-	-	-	-	-	-	9	100.0
C43	Melanoma of Skin	34	94.4	-	-	2	5.6	-	-	-	-	-	-	36	100.0
C44	Other Skin	4	100.0	-	-	-	-	-	-	-	-	-	-	4	100.0
C45	Mesothelioma	-	-	-	-	-	-	-	-	-	-	-	-	-	-
C46	Kaposi Sarcoma	-	-	-	-	-	-	-	-	-	-	-	-	-	-
C47+C49	Conn. & Soft Tissue	16	88.9	-	-	2	11.1	-	-	-	-	-	-	18	100.0
C50	Breast	497	93.8	1	0.2	30	5.7	2	0.4	-	-	-	-	530	100.0
C51	Vulva	4	100.0	-	-	-	-	-	-	-	-	-	-	4	100.0
C52	Vagina	3	100.0	-	-	-	-	-	-	-	-	-	-	3	100.0
C53	Cervix Uteri	132	98.5	-	-	1	0.7	1	0.7	-	-	-	-	134	100.0
C54	Corpus Uteri	70	100.0	-	-	-	-	-	-	-	-	-	-	70	100.0
C55	Uterus Unspecified	8	88.9	-	-	1	11.1	-	-	-	-	-	-	9	100.0
C56	Ovary etc.	64	74.4	7	8.1	6	7.0	9	10.5	-	-	-	-	86	100.0
C57	Other Female Genital	3	100.0	-	-	-	-	-	-	-	-	-	-	3	100.0
C58	Placenta	-	-	-	-	-	-	-	-	-	-	-	-	-	-
C64	Kidney etc.	10	100.0	-	-	-	-	-	-	-	-	-	-	10	100.0
C65	Renal Pelvis	-	-	-	-	-	-	-	-	-	-	-	-	-	-
C66	Ureter	1	100.0	-	-	-	-	-	-	-	-	-	-	1	100.0
C67	Bladder	8	100.0	-	-	-	-	-	-	-	-	-	-	8	100.0
C68	Uns.Urinary Organs	-	-	-	-	-	-	-	-	-	-	-	-	-	-
C69	Eye	-	-	-	-	-	-	-	-	-	-	-	-	-	-
C70-72	Brain, Nervous System	20	100.0	-	-	-	-	-	-	-	-	-	-	20	100.0
C73	Thyroid	58	82.9	3	4.3	8	11.4	1	1.4	-	-	-	-	70	100.0
C74	Adrenal Gland	1	100.0	-	-	-	-	-	-	-	-	-	-	1	100.0
C81	Hodgkins Disease	8	88.9	-	-	1	11.1	-	-	-	-	-	-	9	100.0
C82-85	NHL	40	95.2	-	-	2	4.8	-	-	-	-	-	-	42	100.0
C88	Malignn.Prol D	-	-	-	-	-	-	-	-	-	-	-	-	-	-
C90	Multiple Myeloma	39	97.5	-	-	-	-	-	-	-	-	1	2.5	40	100.0
C91	Lymphoid Leuk.	10	100.0	-	-	-	-	-	-	-	-	-	-	10	100.0
C92-94	Myeloid Leukaemia	41	97.6	-	-	-	-	-	-	-	-	1	2.4	42	100.0
C95	LeukaemiaUns	-	-	-	-	-	-	-	-	-	-	-	-	-	-
C96	CMD, O&U LHM	21	91.3	-	-	-	-	-	-	-	-	2	8.7	23	100.0
O&U	Other and Uns	6	27.3	12	54.5	-	-	4	18.2	-	-	-	-	22	100.0
	All Sites	1574	92.6	37	2.2	62	3.6	23	1.4	-	-	4	0.2	1700	100.0

TABLE 4(a): Number (#) and Proportion (%) of Cancers by Site (ICD-10) and Broad Treatment Groups - Males

ICD	Site	Treatment Groups									
		Prior Tmt. Only		Prior & Tmt. at RI		Tmt. Only at RI		No Treatment		Total	
		#	%	#	%	#	%	#	%	#	%
C00	Lip	1	33.3	1	33.3	-	-	1	33.3	3	100.0
C01-02	Tongue	14	13.9	7	6.9	59	58.4	21	20.8	101	100.0
C03-06	Mouth	19	12.8	12	8.1	81	54.7	36	24.3	148	100.0
C07-08	Salivary Gland	1	16.7	3	50.0	2	33.3	-	-	6	100.0
C09	Tonsil	-	-	-	-	2	40.0	3	60.0	5	100.0
C10	Oth. Oropharynx	3	4.4	1	1.5	48	70.6	16	23.5	68	100.0
C11	Nasopharynx	1	12.5	-	-	3	37.5	4	50.0	8	100.0
C12-13	Hypopharynx	6	11.8	2	3.9	27	52.9	16	31.4	51	100.0
C14	Pharynx Unspecified	-	-	1	100.0	-	-	-	-	1	100.0
C15	Oesophagus	13	13.8	2	2.1	49	52.1	30	31.9	94	100.0
C16	Stomach	25	18.5	9	6.7	37	27.4	64	47.4	135	100.0
C17	Small Intestine	-	-	1	33.3	1	33.3	1	33.3	3	100.0
C18	Colon	32	46.4	12	17.4	10	14.5	15	21.7	69	100.0
C19-20	Rectum	14	19.2	9	12.3	23	31.5	27	37.0	73	100.0
C21	Anus & Anal Canal	-	-	1	33.3	1	33.3	1	33.3	3	100.0
C22	Liver	7	13.7	5	9.8	6	11.8	33	64.7	51	100.0
C23-24	Gallbladder etc.	9	56.2	1	6.2	1	6.2	5	31.2	16	100.0
C25	Pancreas	3	7.5	8	20.0	6	15.0	23	57.5	40	100.0
C30-31	Nose, Sinuses etc.	3	30.0	2	20.0	4	40.0	1	10.0	10	100.0
C32	Larynx	24	21.8	5	4.5	60	54.5	21	19.1	110	100.0
C33-34	Lung etc.	36	7.4	21	4.3	202	41.4	229	46.9	488	100.0
C37-38	Other Thoracic Organs	1	14.3	1	14.3	2	28.6	3	42.9	7	100.0
C40-41	Bone	2	11.1	8	44.4	5	27.8	3	16.7	18	100.0
C43	Melanoma of Skin	9	25.7	9	25.7	12	34.3	5	14.3	35	100.0
C44	Other Skin	-	-	1	50.0	-	-	1	50.0	2	100.0
C47+C49	Conn. & Soft Tissue	5	31.2	4	25.0	3	18.8	4	25.0	16	100.0
C50	Breast	1	50.0	-	-	-	-	1	50.0	2	100.0
C60	Penis	2	20.0	3	30.0	5	50.0	-	-	10	100.0
C61	Prostate	31	29.5	23	21.9	30	28.6	21	20.0	105	100.0
C62	Testis	-	-	3	42.9	3	42.9	1	14.3	7	100.0
C63	Other Male Genital	-	-	-	-	-	-	1	100.0	1	100.0
C64	Kidney etc.	11	33.3	5	15.2	7	21.2	10	30.3	33	100.0
C65	Renal Pelvis	-	-	1	100.0	-	-	-	-	1	100.0
C66	Ureter	-	-	-	-	-	-	-	-	-	-
C67	Bladder	19	43.2	15	34.1	5	11.4	5	11.4	44	100.0
C68	Uns. Urinary Organs	-	-	-	-	-	-	-	-	-	-
C69	Eye	-	-	-	-	-	-	-	-	-	-
C70-72	Brain, Nervous System	15	41.7	12	33.3	3	8.3	6	16.7	36	100.0
C73	Thyroid	4	22.2	3	16.7	5	27.8	6	33.3	18	100.0
C74	Adrenal Gland	1	100.0	-	-	-	-	-	-	1	100.0
C81	Hodgkins Disease	1	8.3	1	8.3	6	50.0	4	33.3	12	100.0
C82-85	NHL	15	18.1	12	14.5	38	45.8	18	21.7	83	100.0
C88	Malign. Prol D	-	-	-	-	-	-	-	-	-	-
C90	Multiple Myeloma	5	9.4	4	7.5	28	52.8	16	30.2	53	100.0
C91	Lymphoid Leuk.	5	16.1	4	12.9	14	45.2	8	25.8	31	100.0
C92-94	Myeloid Leukaemia	8	19.5	2	4.9	19	46.3	12	29.3	41	100.0
C95	Leukaemia Uns	-	-	-	-	-	-	-	-	-	-
C96	CMD, O&U LHM	1	4.2	1	4.2	10	41.7	12	50.0	24	100.0
O&U	Other and Uns	5	8.1	7	11.3	14	22.6	36	58.1	62	100.0
	All Sites	352	16.6	222	10.4	831	39.1	720	33.9	2125	100.0

TABLE 4(b): Number (#) and Proportion (%) of Cancers by Site (ICD-10) and Broad Treatment Groups - Females

ICD	Site	Treatment Groups									
		Prior Tmt. Only		Prior & Tmt. at RI		Tmt. Only at RI		No Treatment		Total	
		#	%	#	%	#	%	#	%	#	%
C00	Lip	2	33.3	1	16.7	1	16.7	2	33.3	6	100.0
C01-02	Tongue	13	23.2	4	7.1	30	53.6	9	16.1	56	100.0
C03-06	Mouth	12	13.0	4	4.3	60	65.2	16	17.4	92	100.0
C07-08	Salivary Gland	2	22.2	3	33.3	3	33.3	1	11.1	9	100.0
C09	Tonsil	-	-	-	-	-	-	-	-	-	-
C10	Oth. Oropharynx	1	14.3	-	-	3	42.9	3	42.9	7	100.0
C11	Nasopharynx	-	-	-	-	1	100.0	-	-	1	100.0
C12-13	Hypopharynx	1	4.0	1	4.0	15	60.0	8	32.0	25	100.0
C14	Pharynx Unspecified	-	-	-	-	-	-	-	-	-	-
C15	Oesophagus	1	2.0	2	4.0	28	56.0	19	38.0	50	100.0
C16	Stomach	7	16.7	5	11.9	12	28.6	18	42.9	42	100.0
C17	Small Intestine	1	25.0	1	25.0	1	25.0	1	25.0	4	100.0
C18	Colon	20	33.3	6	10.0	18	30.0	16	26.7	60	100.0
C19-20	Rectum	12	18.5	9	13.8	24	36.9	20	30.8	65	100.0
C21	Anus & Anal Canal	1	100.0	-	-	-	-	-	-	1	100.0
C22	Liver	2	13.3	2	13.3	2	13.3	9	60.0	15	100.0
C23-24	Gallbladder etc.	4	40.0	-	-	2	20.0	4	40.0	10	100.0
C25	Pancreas	6	37.5	1	6.2	2	12.5	7	43.8	16	100.0
C30-31	Nose, Sinuses etc.	1	33.3	1	33.3	1	33.3	-	-	3	100.0
C32	Larynx	-	-	-	-	2	66.7	1	33.3	3	100.0
C33-34	Lung etc.	10	14.5	4	5.8	19	27.5	36	52.2	69	100.0
C37-38	Other Thoracic Organs	-	-	-	-	-	-	2	100.0	2	100.0
C40-41	Bone	1	11.1	4	44.4	3	33.3	1	11.1	9	100.0
C43	Melanoma of Skin	17	47.2	6	16.7	11	30.6	2	5.6	36	100.0
C44	Other Skin	1	25.0	-	-	3	75.0	-	-	4	100.0
C45	Mesothelioma	-	-	-	-	-	-	-	-	-	-
C46	Kaposi Sarcoma	-	-	-	-	-	-	-	-	-	-
C47+C49	Conn. & Soft Tissue	4	22.2	6	33.3	4	22.2	4	22.2	18	100.0
C50	Breast	84	15.6	123	22.9	261	48.6	69	12.8	537	100.0
C51	Vulva	1	25.0	-	-	3	75.0	-	-	4	100.0
C52	Vagina	1	33.3	1	33.3	1	33.3	-	-	3	100.0
C53	Cervix Uteri	17	11.8	12	8.3	87	60.4	28	19.4	144	100.0
C54	Corpus Uteri	23	32.4	10	14.1	32	45.1	6	8.5	71	100.0
C55	Uterus Unspecified	5	55.6	2	22.2	-	-	2	22.2	9	100.0
C56	Ovary etc.	20	18.3	21	19.3	32	29.4	36	33.0	109	100.0
C57	Other Female Genital	-	-	2	66.7	1	33.3	-	-	3	100.0
C58	Placenta	-	-	-	-	-	-	-	-	-	-
C64	Kidney etc.	2	20.0	3	30.0	3	30.0	2	20.0	10	100.0
C65	Renal Pelvis	-	-	-	-	-	-	-	-	-	-
C66	Ureter	-	-	-	-	-	-	1	100.0	1	100.0
C67	Bladder	2	25.0	1	12.5	3	37.5	2	25.0	8	100.0
C68	Uns. Urinary Organs	-	-	-	-	-	-	-	-	-	-
C69	Eye	-	-	-	-	-	-	-	-	-	-
C70-72	Brain, Nervous System	3	15.0	12	60.0	1	5.0	4	20.0	20	100.0
C73	Thyroid	26	35.6	7	9.6	25	34.2	15	20.5	73	100.0
C74	Adrenal Gland	1	100.0	-	-	-	-	-	-	1	100.0
C81	Hodgkins Disease	3	33.3	1	11.1	5	55.6	-	-	9	100.0
C82-85	NHL	6	14.3	6	14.3	15	35.7	15	35.7	42	100.0
C88	Malignm.Prol D	-	-	-	-	-	-	-	-	-	-
C90	Multiple Myeloma	5	12.5	6	15.0	20	50.0	9	22.5	40	100.0
C91	Lymphoid Leuk.	2	20.0	-	-	5	50.0	3	30.0	10	100.0
C92-94	Myeloid Leukaemia	3	7.1	2	4.8	24	57.1	13	31.0	42	100.0
C95	LeukaemiaUns	-	-	-	-	-	-	-	-	-	-
C96	CMD, O&U LHM	3	13.0	4	17.4	9	39.1	7	30.4	23	100.0
O&U	Other and Uns	5	13.5	3	8.1	3	8.1	26	70.3	37	100.0
	All Sites	331	18.4	276	15.3	775	43.1	417	23.2	1799	100.0

TABLE 5(a): Number (#) and Proportion (%) of Cancers by Site (ICD-10) and Clinical Extent of Disease - Males

ICD	Site	Clinical Extent of Disease									
		Localised		Regional		Distant		Others		Total	
		#	%	#	%	#	%	#	%	#	%
C00	Lip	1	100.0	-	-	-	-	-	-	1	100.0
C01-02	Tongue	17	21.2	61	76.2	1	1.2	1	1.2	80	100.0
C03-06	Mouth	16	13.7	89	76.1	12	10.3	-	-	117	100.0
C07-08	Salivary Gland	1	50.0	-	-	1	50.0	-	-	2	100.0
C09	Tonsil	-	-	5	100.0	-	-	-	-	5	100.0
C10	Oth. Oropharynx	6	9.4	54	84.4	4	6.2	-	-	64	100.0
C11	Nasopharynx	-	-	4	57.1	2	28.6	1	14.3	7	100.0
C12-13	Hypopharynx	4	9.3	33	76.7	6	14.0	-	-	43	100.0
C14	Pharynx Unspecified	-	-	-	-	-	-	-	-	-	-
C15	Oesophagus	3	3.8	15	19.0	55	69.6	6	7.6	79	100.0
C16	Stomach	3	3.0	25	24.8	63	62.4	10	9.9	101	100.0
C17	Small Intestine	-	-	1	50.0	1	50.0	-	-	2	100.0
C18	Colon	3	12.0	10	40.0	11	44.0	1	4.0	25	100.0
C19-20	Rectum	3	6.0	28	56.0	14	28.0	5	10.0	50	100.0
C21	Anus & Anal Canal	-	-	1	50.0	1	50.0	-	-	2	100.0
C22	Liver	-	-	4	10.3	31	79.5	4	10.3	39	100.0
C23-24	Gallbladder etc.	-	-	1	16.7	4	66.7	1	16.7	6	100.0
C25	Pancreas	-	-	2	6.9	25	86.2	2	6.9	29	100.0
C30-31	Nose, Sinuses etc.	3	60.0	2	40.0	-	-	-	-	5	100.0
C32	Larynx	20	24.7	56	69.1	4	4.9	1	1.2	81	100.0
C33-34	Lung etc.	7	1.6	105	24.4	313	72.6	6	1.4	431	100.0
C37-38	Other Thoracic Organs	-	-	-	-	2	40.0	3	60.0	5	100.0
C40-41	Bone	2	25.0	2	25.0	1	12.5	3	37.5	8	100.0
C43	Melanoma of Skin	6	35.3	8	47.1	2	11.8	1	5.9	17	100.0
C44	Other Skin	-	-	1	100.0	-	-	-	-	1	100.0
C45	Mesothelioma	-	-	-	-	-	-	-	-	-	-
C46	Kaposi Sarcoma	-	-	-	-	-	-	-	-	-	-
C47+C49	Conn. & Soft Tissue	1	14.3	1	14.3	5	71.4	-	-	7	100.0
C50	Breast	-	-	-	-	1	100.0	-	-	1	100.0
C60	Penis	-	-	4	80.0	1	20.0	-	-	5	100.0
C61	Prostate	4	7.8	16	31.4	29	56.9	2	3.9	51	100.0
C62	Testis	1	25.0	1	25.0	2	50.0	-	-	4	100.0
C63	Other Male Genital	-	-	1	100.0	-	-	-	-	1	100.0
C64	Kidney etc.	3	17.6	3	17.6	10	58.8	1	5.9	17	100.0
C65	Renal Pelvis	-	-	-	-	-	-	-	-	-	-
C66	Ureter	-	-	-	-	-	-	-	-	-	-
C67	Bladder	1	10.0	6	60.0	3	30.0	-	-	10	100.0
C68	Uns. Urinary Organs	-	-	-	-	-	-	-	-	-	-
C69	Eye	-	-	-	-	-	-	-	-	-	-
C70-72	Brain, Nervous System	3	33.3	3	33.3	2	22.2	1	11.1	9	100.0
C73	Thyroid	1	9.1	5	45.5	5	45.5	-	-	11	100.0
C74	Adrenal Gland	-	-	-	-	-	-	-	-	-	-
C81	Hodgkins Disease	-	-	10	100.0	-	-	-	-	10	100.0
C82-85	NHL	3	5.4	44	78.6	1	1.8	8	14.3	56	100.0
C88	Malignn.Prol D	-	-	-	-	-	-	-	-	-	-
C90	Multiple Myeloma	1	2.3	1	2.3	-	-	42	95.5	44	100.0
C91	Lymphoid Leuk.	-	-	1	4.5	-	-	21	95.5	22	100.0
C92-94	Myeloid Leukaemia	-	-	-	-	-	-	31	100.0	31	100.0
C95	LeukaemiaUns	-	-	-	-	-	-	-	-	-	-
C96	CMD, O&U LHM	-	-	-	-	-	-	22	100.0	22	100.0
O&U	Other and Uns	-	-	-	-	3	6.0	47	94.0	50	100.0
	All Sites	113	7.3	603	38.9	615	39.7	220	14.2	1551	100.0

TABLE 5(b): Number (#) and Proportion (%) of Cancers by Site (ICD-10) and Clinical Extent of Disease - Females)

ICD	Site	Clinical Extent of Disease											
		Localised		Regional		Distant		Others		Unknown		Total	
		#	%	#	%	#	%	#	%	#	%	#	%
C00	Lip	-	-	3	100.0	-	-	-	-	-	-	3	100.0
C01-02	Tongue	12	30.8	26	66.7	1	2.6	-	-	-	-	39	100.0
C03-06	Mouth	11	14.5	57	75.0	8	10.5	-	-	-	-	76	100.0
C07-08	Salivary Gland	-	-	4	100.0	-	-	-	-	-	-	4	100.0
C09	Tonsil	-	-	-	-	-	-	-	-	-	-	-	-
C10	Oth. Oropharynx	-	-	4	66.7	1	16.7	1	16.7	-	-	6	100.0
C11	Nasopharynx	1	100.0	-	-	-	-	-	-	-	-	1	100.0
C12-13	Hypopharynx	2	8.7	17	73.9	4	17.4	-	-	-	-	23	100.0
C14	Pharynx Unspecified	-	-	-	-	-	-	-	-	-	-	-	-
C15	Oesophagus	3	6.4	12	25.5	26	55.3	6	12.8	-	-	47	100.0
C16	Stomach	3	10.0	6	20.0	21	70.0	-	-	-	-	30	100.0
C17	Small Intestine	-	-	-	-	2	100.0	-	-	-	-	2	100.0
C18	Colon	4	11.8	15	44.1	14	41.2	1	2.9	-	-	34	100.0
C19-20	Rectum	5	11.4	19	43.2	20	45.5	-	-	-	-	44	100.0
C21	Anus & Anal Canal	-	-	-	-	-	-	-	-	-	-	-	-
C22	Liver	-	-	4	36.4	5	45.5	2	18.2	-	-	11	100.0
C23-24	Gallbladder etc.	1	16.7	-	-	5	83.3	-	-	-	-	6	100.0
C25	Pancreas	-	-	1	11.1	8	88.9	-	-	-	-	9	100.0
C30-31	Nose, Sinuses etc.	-	-	1	100.0	-	-	-	-	-	-	1	100.0
C32	Larynx	-	-	2	66.7	1	33.3	-	-	-	-	3	100.0
C33-34	Lung etc.	1	1.8	7	12.7	47	85.5	-	-	-	-	55	100.0
C37-38	Other Thoracic Organs	2	100.0	-	-	-	-	-	-	-	-	2	100.0
C40-41	Bone	-	-	3	75.0	1	25.0	-	-	-	-	4	100.0
C43	Melanoma of Skin	6	46.2	5	38.5	-	-	2	15.4	-	-	13	100.0
C44	Other Skin	1	33.3	2	66.7	-	-	-	-	-	-	3	100.0
C45	Mesothelioma	-	-	-	-	-	-	-	-	-	-	-	-
C46	Kaposi Sarcoma	-	-	-	-	-	-	-	-	-	-	-	-
C47+C49	Conn. & Soft Tissue	3	37.5	3	37.5	1	12.5	1	12.5	-	-	8	100.0
C50	Breast	60	18.2	223	67.6	46	13.9	1	0.3	-	-	330	100.0
C51	Vulva	1	33.3	1	33.3	1	33.3	-	-	-	-	3	100.0
C52	Vagina	-	-	-	-	1	100.0	-	-	-	-	1	100.0
C53	Cervix Uteri	17	14.8	72	62.6	25	21.7	1	0.9	-	-	115	100.0
C54	Corpus Uteri	22	57.9	8	21.1	4	10.5	4	10.5	-	-	38	100.0
C55	Uterus Unspecified	-	-	-	-	2	100.0	-	-	-	-	2	100.0
C56	Ovary etc.	12	17.6	6	8.8	46	67.6	4	5.9	-	-	68	100.0
C57	Other Female Genital	-	-	1	100.0	-	-	-	-	-	-	1	100.0
C58	Placenta	-	-	-	-	-	-	-	-	-	-	-	-
C64	Kidney etc.	2	40.0	1	20.0	2	40.0	-	-	-	-	5	100.0
C65	Renal Pelvis	-	-	-	-	-	-	-	-	-	-	-	-
C66	Ureter	-	-	1	100.0	-	-	-	-	-	-	1	100.0
C67	Bladder	-	-	3	60.0	1	20.0	1	20.0	-	-	5	100.0
C68	Uns.Urinary Organs	-	-	-	-	-	-	-	-	-	-	-	-
C69	Eye	-	-	-	-	-	-	-	-	-	-	-	-
C70-72	Brain, Nervous System	3	60.0	-	-	1	20.0	1	20.0	-	-	5	100.0
C73	Thyroid	9	22.5	19	47.5	10	25.0	2	5.0	-	-	40	100.0
C74	Adrenal Gland	-	-	-	-	-	-	-	-	-	-	-	-
C81	Hodgkins Disease	-	-	4	80.0	-	-	1	20.0	-	-	5	100.0
C82-85	NHL	2	6.7	19	63.3	1	3.3	8	26.7	-	-	30	100.0
C88	Malignn.Prol D	-	-	-	-	-	-	-	-	-	-	-	-
C90	Multiple Myeloma	-	-	-	-	-	-	29	100.0	-	-	29	100.0
C91	Lymphoid Leuk.	-	-	-	-	1	12.5	7	87.5	-	-	8	100.0
C92-94	Myeloid Leukaemia	-	-	-	-	-	-	37	100.0	-	-	37	100.0
C95	LeukaemiaUns	-	-	-	-	-	-	-	-	-	-	-	-
C96	CMD, O&U LHM	-	-	-	-	-	-	16	100.0	-	-	16	100.0
O&U	Other and Uns	-	-	1	3.4	4	13.8	24	82.8	-	-	29	100.0
	All Sites	183	15.4	550	46.1	310	26.0	149	12.5	-	-	1192	100.0

TABLE 6(a): Number (#) and Proportion (%) of Cancers by Site (ICD-10) and Type of Treatment - Males

ICD 10	Site	Type of Treatment																	
		Surgery		R-Therapy		C-Therapy		S+R		S+C		R+C		S+R+C		Others		Total	
		#	%	#	%	#	%	#	%	#	%	#	%	#	%	#	%	#	%
C00	Lip	-	-	-	-	-	-	-	-	-	-	-	-	-	-	-	-	-	-
C01-02	Tongue	15	25.4	13	22.0	1	1.7	18	30.5	-	-	3	5.1	9	15.3	-	-	59	100.0
C03-06	Mouth	23	28.4	20	24.7	-	-	23	28.4	-	-	6	7.4	9	11.1	-	-	81	100.0
C07-08	Salivary Gland	1	50.0	1	50.0	-	-	-	-	-	-	-	-	-	-	-	-	2	100.0
C09	Tonsil	-	-	2	100.0	-	-	-	-	-	-	-	-	-	-	-	-	2	100.0
C10	Oth. Oropharynx	1	2.1	24	50.0	1	2.1	-	-	-	-	22	45.8	-	-	-	-	48	100.0
C11	Nasopharynx	-	-	1	33.3	-	-	-	-	-	-	2	66.7	-	-	-	-	3	100.0
C12-13	Hypopharynx	1	3.7	16	59.3	-	-	1	3.7	-	-	8	29.6	1	3.7	-	-	27	100.0
C14	Pharynx Unspecified	-	-	-	-	-	-	-	-	-	-	-	-	-	-	-	-	-	-
C15	Oesophagus	-	-	38	77.6	-	-	-	-	-	-	11	22.4	-	-	-	-	49	100.0
C16	Stomach	2	5.4	13	35.1	8	21.6	1	2.7	8	21.6	5	13.5	-	-	-	-	37	100.0
C17	Small Intestine	-	-	-	-	-	-	-	-	1	100.0	-	-	-	-	-	-	1	100.0
C18	Colon	4	40.0	-	-	-	-	-	-	6	60.0	-	-	-	-	-	-	10	100.0
C19-20	Rectum	2	8.7	3	13.0	2	8.7	2	8.7	2	8.7	4	17.4	8	34.8	-	-	23	100.0
C21	Anus & Anal Canal	-	-	-	-	-	-	1	100.0	-	-	-	-	-	-	-	-	1	100.0
C22	Liver	-	-	1	16.7	2	33.3	-	-	-	-	1	16.7	-	-	2	33.3	6	100.0
C23-24	Gallbladder etc.	-	-	-	-	-	-	-	-	1	100.0	-	-	-	-	-	-	1	100.0
C25	Pancreas	1	16.7	-	-	4	66.7	-	-	-	-	1	16.7	-	-	-	-	6	100.0
C30-31	Nose, Sinuses etc.	2	50.0	-	-	-	-	1	25.0	1	25.0	-	-	-	-	-	-	4	100.0
C32	Larynx	2	3.3	29	48.3	-	-	5	8.3	-	-	19	31.7	5	8.3	-	-	60	100.0
C33-34	Lung etc.	3	1.5	116	57.4	21	10.4	-	-	-	-	62	30.7	-	-	-	-	202	100.0
C37-38	Other Thoracic Organs	-	-	1	50.0	-	-	-	-	1	50.0	-	-	-	-	-	-	2	100.0
C40-41	Bone	1	20.0	-	-	-	-	1	20.0	3	60.0	-	-	-	-	-	-	5	100.0
C43	Melanoma of Skin	7	58.3	4	33.3	-	-	1	8.3	-	-	-	-	-	-	-	-	12	100.0
C47+C49	Conn. & Soft Tissue	1	33.3	1	33.3	-	-	1	33.3	-	-	-	-	-	-	-	-	3	100.0
C60	Penis	4	80.0	-	-	-	-	-	-	1	20.0	-	-	-	-	-	-	5	100.0
C61	Prostate	1	3.3	3	10.0	-	-	-	-	-	-	1	3.3	-	-	25	83.3	30	100.0
C62	Testis	1	33.3	-	-	-	-	-	-	2	66.7	-	-	-	-	-	-	3	100.0
C63	Other Male Genital	-	-	-	-	-	-	-	-	-	-	-	-	-	-	-	-	-	-
C64	Kidney etc.	5	71.4	-	-	1	14.3	1	14.3	-	-	-	-	-	-	-	-	7	100.0
C65	Renal Pelvis	-	-	-	-	-	-	-	-	-	-	-	-	-	-	-	-	-	-
C66	Ureter	-	-	-	-	-	-	-	-	-	-	-	-	-	-	-	-	-	-
C67	Bladder	3	60.0	-	-	-	-	1	20.0	-	-	-	-	-	-	1	20.0	5	100.0
C68	Uns. Urinary Organs	-	-	-	-	-	-	-	-	-	-	-	-	-	-	-	-	-	-
C69	Eye	-	-	-	-	-	-	-	-	-	-	-	-	-	-	-	-	-	-
C70-72	Brain, Nervous System	-	-	2	66.7	-	-	-	-	-	-	1	33.3	-	-	-	-	3	100.0
C73	Thyroid	3	60.0	1	20.0	-	-	1	20.0	-	-	-	-	-	-	-	-	5	100.0
C74	Adrenal Gland	-	-	-	-	-	-	-	-	-	-	-	-	-	-	-	-	-	-
C81	Hodgkins Disease	-	-	2	33.3	1	16.7	-	-	-	-	2	33.3	-	-	1	16.7	6	100.0
C82-85	NHL	-	-	3	7.9	25	65.8	-	-	-	-	10	26.3	-	-	-	-	38	100.0
C88	Malignn. Prof D	-	-	-	-	-	-	-	-	-	-	-	-	-	-	-	-	-	-
C90	Multiple Myeloma	-	-	3	10.7	22	78.6	-	-	-	-	-	-	-	-	3	10.7	28	100.0
C91	Lymphoid Leuk.	-	-	-	-	8	57.1	-	-	-	-	4	28.6	-	-	2	14.3	14	100.0
C92-94	Myeloid Leukaemia	-	-	-	-	14	73.7	-	-	1	5.3	-	-	-	-	4	21.1	19	100.0
C95	Leukaemia Uns	-	-	-	-	-	-	-	-	-	-	-	-	-	-	-	-	-	-
C96	CMD, O&U LHM	-	-	-	-	5	50.0	-	-	-	-	-	-	-	-	5	50.0	10	100.0
O&U	Other and Uns	-	-	8	57.1	1	7.1	-	-	-	-	5	35.7	-	-	-	-	14	100.0
	All Sites	83	10.0	305	36.7	116	14.0	58	7.0	27	3.2	167	20.1	32	3.9	43	5.2	831	100.0

TABLE 6(b): Number (#) and Proportion (%) of Cancers by Site (ICD-10) and Type of Treatment - Females

ICD 10	Site	Type of Treatment																				
		Surgery		R-Therapy		C-Therapy		S+R		S+C		R+C		S+R+C		Others		Unknown		Total		
		#	%	#	%	#	%	#	%	#	%	#	%	#	%	#	%	#	%	#	%	
C00	Lip	1	100.0	-	-	-	-	-	-	-	-	-	-	-	-	-	-	-	1	100.0	4	100.0
C01-02	Tongue	8	26.7	9	30.0	-	-	9	30.0	-	-	1	3.3	3	10.0	-	-	30	100.0	27	100.0	
C03-06	Mouth	13	21.7	29	48.3	-	-	11	18.3	1	1.7	2	3.3	4	6.7	-	-	60	100.0	50	100.0	
C07-08	Salivary Gland	1	33.3	-	-	-	-	2	66.7	-	-	-	-	-	-	-	-	3	100.0	-	-	
C10	Oth. Oropharynx	-	-	2	66.7	-	-	-	-	-	-	1	33.3	-	-	-	-	3	100.0	-	-	
C11	Nasopharynx	-	-	-	-	-	-	-	-	-	-	1	100.0	-	-	-	-	1	100.0	2	100.0	
C12-13	Hypopharynx	-	-	10	66.7	-	-	2	13.3	-	-	2	13.3	1	6.7	-	-	15	100.0	5	100.0	
C14	Pharynx Unspecified	-	-	-	-	-	-	-	-	-	-	-	-	-	-	-	-	-	-	6	100.0	
C15	Oesophagus	-	-	23	82.1	-	-	-	-	-	-	4	14.3	1	3.6	-	-	28	100.0	-	-	
C16	Stomach	3	25.0	4	33.3	4	33.3	1	8.3	-	-	-	-	-	-	-	-	12	100.0	31	100.0	
C17	Small Intestine	-	-	-	-	1	100.0	-	-	-	-	-	-	-	-	-	-	1	100.0	12	100.0	
C18	Colon	6	33.3	-	-	6	33.3	-	-	6	33.3	-	-	-	-	-	-	18	100.0	-	-	
C19-20	Rectum	2	8.3	4	16.7	3	12.5	2	8.3	-	-	4	16.7	9	37.5	-	-	24	100.0	14	100.0	
C21	Anus & Anal Canal	-	-	-	-	-	-	-	-	-	-	-	-	-	-	-	-	-	-	30	100.0	
C22	Liver	-	-	-	-	2	100.0	-	-	-	-	-	-	-	-	-	-	2	100.0	5	100.0	
C23-24	Gallbladder etc.	-	-	-	-	2	100.0	-	-	-	-	-	-	-	-	-	-	2	100.0	-	-	
C25	Pancreas	-	-	-	-	-	-	-	-	1	50.0	1	50.0	-	-	-	-	2	100.0	2	100.0	
C30-31	Nose, Sinuses etc.	-	-	-	-	-	-	1	100.0	-	-	-	-	-	-	-	-	1	100.0	5	100.0	
C32	Larynx	1	50.0	-	-	-	-	-	-	-	-	1	50.0	-	-	-	-	2	100.0	2	100.0	
C33-34	Lung etc.	-	-	14	73.7	2	10.5	-	-	-	-	3	15.8	-	-	-	-	19	100.0	4	100.0	
C37-38	Other Thoracic Organs	-	-	-	-	-	-	-	-	-	-	-	-	-	-	-	-	-	-	29	100.0	
C40-41	Bone	1	33.3	-	-	-	-	-	-	2	66.7	-	-	-	-	-	-	3	100.0	-	-	
C43	Melanoma of Skin	8	72.7	1	9.1	-	-	1	9.1	-	-	1	9.1	-	-	-	-	11	100.0	4	100.0	
C44	Other Skin	2	66.7	-	-	-	-	-	-	1	33.3	-	-	-	-	-	-	3	100.0	6	100.0	
C45	Mesothelioma	-	-	-	-	-	-	-	-	-	-	-	-	-	-	-	-	-	-	-	-	
C46	Kaposi Sarcoma	-	-	-	-	-	-	-	-	-	-	-	-	-	-	-	-	-	-	-	-	
C47+C49	Conn. & Soft Tissue	3	75.0	-	-	-	-	1	25.0	-	-	-	-	-	-	-	-	4	100.0	-	-	
C50	Breast	5	1.9	2	0.8	4	1.5	2	0.8	20	7.7	10	3.8	59	22.6	159	60.9	261	100.0	6	100.0	
C51	Vulva	1	33.3	2	66.7	-	-	-	-	-	-	-	-	-	-	-	-	3	100.0	283	100.0	
C52	Vagina	-	-	1	100.0	-	-	-	-	-	-	-	-	-	-	-	-	1	100.0	1	100.0	
C53	Cervix Uteri	4	4.6	20	23.0	-	-	2	2.3	-	-	57	65.5	4	4.6	-	-	87	100.0	4	100.0	
C54	Corpus Uteri	13	40.6	5	15.6	-	-	8	25.0	2	6.2	1	3.1	3	9.4	-	-	32	100.0	68	100.0	
C55	Uterus Unspecified	-	-	-	-	-	-	-	-	-	-	-	-	-	-	-	-	-	-	13	100.0	
C56	Ovary etc.	2	6.2	-	-	14	43.8	-	-	16	50.0	-	-	-	-	-	-	32	100.0	1	100.0	
C57	Other Female Genital	-	-	-	-	-	-	-	-	1	100.0	-	-	-	-	-	-	1	100.0	28	100.0	
C58	Placenta	-	-	-	-	-	-	-	-	-	-	-	-	-	-	-	-	-	-	-	-	
C64	Kidney etc.	3	100.0	-	-	-	-	-	-	-	-	-	-	-	-	-	-	3	100.0	-	-	
C67	Bladder	1	33.3	1	33.3	-	-	-	-	-	-	1	33.3	-	-	-	-	3	100.0	1	100.0	
C70-72	Brain, Nervous System	-	-	1	100.0	-	-	-	-	-	-	-	-	-	-	-	-	1	100.0	-	-	
C73	Thyroid	20	80.0	3	12.0	-	-	2	8.0	-	-	-	-	-	-	-	-	25	100.0	-	-	
C81	Hodgkins Disease	-	-	1	20.0	3	60.0	-	-	-	-	1	20.0	-	-	-	-	5	100.0	1	100.0	
C82-85	NHL	-	-	1	6.7	10	66.7	-	-	-	-	3	20.0	-	-	1	6.7	15	100.0	-	-	
C88	Malignn.Prol D	-	-	-	-	-	-	-	-	-	-	-	-	-	-	-	-	-	-	-	-	
C90	Multiple Myeloma	1	5.0	-	-	16	80.0	-	-	-	-	1	5.0	-	-	2	10.0	20	100.0	-	-	
C91	Lymphoid Leuk.	-	-	-	-	3	60.0	-	-	-	-	2	40.0	-	-	-	-	5	100.0	23	100.0	
C92-94	Myeloid Leukaemia	-	-	-	-	19	79.2	-	-	-	-	2	8.3	-	-	3	12.5	24	100.0	-	-	
C96	CMD, O&U LHM	-	-	-	-	6	66.7	-	-	-	-	-	-	-	-	3	33.3	9	100.0	4	100.0	
O&U	Other and Uns	-	-	1	33.3	-	-	-	-	-	-	-	-	2	66.7	-	-	3	100.0	30	100.0	
	All Sites	99	12.8	134	17.3	95	12.3	44	5.7	50	6.5	99	12.8	86	11.1	168	21.7	775	100.0	-	-	

TABLE 7(a): Number (#) and Proportion(%) of Cancers by Site (ICD-10) and Any Specific Treatment - Males

ICD 10	Site	Type of Treatment											
		Any S		Any R		Any C		Any H		Others		Total	
		#	%	#	%	#	%	#	%	#	%	#	%
C00	Lip	-	-	-	-	-	-	-	-	-	-	-	-
C01-02	Tongue	42	42.9	43	43.9	13	13.3	-	-	-	-	98	100.0
C03-06	Mouth	55	43.0	58	45.3	15	11.7	-	-	-	-	128	100.0
C07-08	Salivary Gland	1	50.0	1	50.0	-	-	-	-	-	-	2	100.0
C09	Tonsil	-	-	2	100.0	-	-	-	-	-	-	2	100.0
C10	Oth. Oropharynx	1	1.4	46	65.7	23	32.9	-	-	-	-	70	100.0
C11	Nasopharynx	-	-	3	60.0	2	40.0	-	-	-	-	5	100.0
C12-13	Hypopharynx	3	7.9	26	68.4	9	23.7	-	-	-	-	38	100.0
C14	Pharynx Unspecified	-	-	-	-	-	-	-	-	-	-	-	-
C15	Oesophagus	-	-	49	81.7	11	18.3	-	-	-	-	60	100.0
C16	Stomach	11	21.6	19	37.3	21	41.2	-	-	-	-	51	100.0
C17	Small Intestine	1	50.0	-	-	1	50.0	-	-	-	-	2	100.0
C18	Colon	10	62.5	-	-	6	37.5	-	-	-	-	16	100.0
C19-20	Rectum	14	29.8	17	36.2	16	34.0	-	-	-	-	47	100.0
C21	Anus & Anal Canal	1	50.0	1	50.0	-	-	-	-	-	-	2	100.0
C22	Liver	-	-	2	28.6	3	42.9	1	14.3	1	14.3	7	100.0
C23-24	Gallbladder etc.	1	50.0	-	-	1	50.0	-	-	-	-	2	100.0
C25	Pancreas	1	14.3	1	14.3	5	71.4	-	-	-	-	7	100.0
C30-31	Nose, Sinuses etc.	4	66.7	1	16.7	1	16.7	-	-	-	-	6	100.0
C32	Larynx	12	12.8	58	61.7	24	25.5	-	-	-	-	94	100.0
C33-34	Lung etc.	3	1.1	178	67.4	83	31.4	-	-	-	-	264	100.0
C37-38	Other Thoracic Organs	1	33.3	1	33.3	1	33.3	-	-	-	-	3	100.0
C40-41	Bone	5	55.6	1	11.1	3	33.3	-	-	-	-	9	100.0
C43	Melanoma of Skin	8	61.5	5	38.5	-	-	-	-	-	-	13	100.0
C47+C49	Conn. & Soft Tissue	2	50.0	2	50.0	-	-	-	-	-	-	4	100.0
C60	Penis	5	83.3	-	-	1	16.7	-	-	-	-	6	100.0
C61	Prostate	1	2.1	15	31.2	7	14.6	25	52.1	-	-	48	100.0
C62	Testis	3	60.0	-	-	2	40.0	-	-	-	-	5	100.0
C63	Other Male Genital	-	-	-	-	-	-	-	-	-	-	-	-
C64	Kidney etc.	6	75.0	1	12.5	1	12.5	-	-	-	-	8	100.0
C65	Renal Pelvis	-	-	-	-	-	-	-	-	-	-	-	-
C66	Ureter	-	-	-	-	-	-	-	-	-	-	-	-
C67	Bladder	4	66.7	1	16.7	-	-	-	-	1	16.7	6	100.0
C70-72	Brain, Nervous System	-	-	3	75.0	1	25.0	-	-	-	-	4	100.0
C73	Thyroid	4	66.7	2	33.3	-	-	-	-	-	-	6	100.0
C81	Hodgkins Disease	-	-	4	50.0	3	37.5	-	-	1	12.5	8	100.0
C82-85	NHL	-	-	13	27.1	35	72.9	-	-	-	-	48	100.0
C90	Multiple Myeloma	-	-	3	10.7	22	78.6	-	-	3	10.7	28	100.0
C91	Lymphoid Leuk.	-	-	4	22.2	12	66.7	-	-	2	11.1	18	100.0
C92-94	Myeloid Leukaemia	1	5.0	-	-	15	75.0	-	-	4	20.0	20	100.0
C96	CMD, O&U LHM	-	-	-	-	5	50.0	1	10.0	4	40.0	10	100.0
O&U	Other and Uns	-	-	13	68.4	6	31.6	-	-	-	-	19	100.0
	All Sites	200	17.2	573	49.2	348	29.9	27	2.3	16	1.4	1164	100.0

TABLE 7(b): Number(#) and Proportion(%) of Cancers by Site (ICD-10) and Any Specific Treatment - Females

ICD 10	Site	Type of Treatment											
		Any S		Any R		Any C		Any H		Others		Total	
		#	%	#	%	#	%	#	%	#	%	#	%
C00	Lip	1	100.0	-	-	-	-	-	-	-	-	1	100.0
C01-02	Tongue	20	43.5	22	47.8	4	8.7	-	-	-	-	46	100.0
C03-06	Mouth	29	35.4	46	56.1	7	8.5	-	-	-	-	82	100.0
C07-08	Salivary Gland	3	60.0	2	40.0	-	-	-	-	-	-	5	100.0
C09	Tonsil	-	-	-	-	-	-	-	-	-	-	-	-
C10	Oth. Oropharynx	-	-	3	75.0	1	25.0	-	-	-	-	4	100.0
C11	Nasopharynx	-	-	1	50.0	1	50.0	-	-	-	-	2	100.0
C12-13	Hypopharynx	3	14.3	15	71.4	3	14.3	-	-	-	-	21	100.0
C14	Pharynx Unspecified	-	-	-	-	-	-	-	-	-	-	-	-
C15	Oesophagus	1	2.9	28	82.4	5	14.7	-	-	-	-	34	100.0
C16	Stomach	4	30.8	5	38.5	4	30.8	-	-	-	-	13	100.0
C17	Small Intestine	-	-	-	-	1	100.0	-	-	-	-	1	100.0
C18	Colon	12	50.0	-	-	12	50.0	-	-	-	-	24	100.0
C19-20	Rectum	13	27.1	19	39.6	16	33.3	-	-	-	-	48	100.0
C22	Liver	-	-	-	-	2	100.0	-	-	-	-	2	100.0
C23-24	Gallbladder etc.	-	-	-	-	2	100.0	-	-	-	-	2	100.0
C25	Pancreas	1	25.0	1	25.0	2	50.0	-	-	-	-	4	100.0
C30-31	Nose, Sinuses etc.	1	50.0	1	50.0	-	-	-	-	-	-	2	100.0
C32	Larynx	1	33.3	1	33.3	1	33.3	-	-	-	-	3	100.0
C33-34	Lung etc.	-	-	17	77.3	5	22.7	-	-	-	-	22	100.0
C37-38	Other Thoracic Organs	-	-	-	-	-	-	-	-	-	-	-	-
C40-41	Bone	3	60.0	-	-	2	40.0	-	-	-	-	5	100.0
C43	Melanoma of Skin	9	69.2	3	23.1	1	7.7	-	-	-	-	13	100.0
C44	Other Skin	3	75.0	-	-	1	25.0	-	-	-	-	4	100.0
C45	Mesothelioma	-	-	-	-	-	-	-	-	-	-	-	-
C46	Kaposi Sarcoma	-	-	-	-	-	-	-	-	-	-	-	-
C47+C49	Conn. & Soft Tissue	4	80.0	1	20.0	-	-	-	-	-	-	5	100.0
C50	Breast	224	28.7	176	22.5	222	28.4	159	20.4	-	-	781	100.0
C51	Vulva	1	33.3	2	66.7	-	-	-	-	-	-	3	100.0
C52	Vagina	-	-	1	100.0	-	-	-	-	-	-	1	100.0
C53	Cervix Uteri	10	6.5	83	53.9	61	39.6	-	-	-	-	154	100.0
C54	Corpus Uteri	26	53.1	17	34.7	6	12.2	-	-	-	-	49	100.0
C55	Uterus Unspecified	-	-	-	-	-	-	-	-	-	-	-	-
C56	Ovary etc.	18	37.5	-	-	30	62.5	-	-	-	-	48	100.0
C57	Other Female Genital	1	50.0	-	-	1	50.0	-	-	-	-	2	100.0
C58	Placenta	-	-	-	-	-	-	-	-	-	-	-	-
C64	Kidney etc.	3	100.0	-	-	-	-	-	-	-	-	3	100.0
C67	Bladder	1	25.0	2	50.0	1	25.0	-	-	-	-	4	100.0
C70-72	Brain, Nervous System	-	-	1	100.0	-	-	-	-	-	-	1	100.0
C73	Thyroid	22	81.5	5	18.5	-	-	-	-	-	-	27	100.0
C81	Hodgkins Disease	-	-	2	33.3	4	66.7	-	-	-	-	6	100.0
C82-85	NHL	-	-	4	22.2	13	72.2	-	-	1	5.6	18	100.0
C90	Multiple Myeloma	1	4.8	1	4.8	17	81.0	-	-	2	9.5	21	100.0
C91	Lymphoid Leuk.	-	-	2	28.6	5	71.4	-	-	-	-	7	100.0
C92-94	Myeloid Leukaemia	-	-	2	7.7	21	80.8	-	-	3	11.5	26	100.0
C96	CMD, O&U LHM	-	-	-	-	6	66.7	1	11.1	2	22.2	9	100.0
O&U	Other and Uns	2	28.6	3	42.9	2	28.6	-	-	-	-	7	100.0
	All Sites	417	27.6	466	30.9	459	30.4	160	10.6	8	0.5	1510	100.0

**TABLE 8(a): Number(#) and Proportion(%) of Cancers by Site (ICD-10) and Treatment Status at Reporting Institution
(Excluding the Cancers Previously Treated) - Males**

ICD 10	Sites	Received		Not Received		Not Accepted		Incomplete		Total	
		#	%	#	%	#	%	#	%	#	%
C00	Lip	-	-	-	-	1	100.0	-	-	1	100.0
C01-02	Tongue	59	73.8	12	15.0	6	7.5	3	3.8	80	100.0
C03-06	Mouth	81	69.2	19	16.2	8	6.8	9	7.7	117	100.0
C07-08	Salivary Gland	2	100.0	-	-	-	-	-	-	2	100.0
C09	Tonsil	2	40.0	2	40.0	-	-	1	20.0	5	100.0
C10	Oth. Oropharynx	48	75.0	7	10.9	3	4.7	6	9.4	64	100.0
C11	Nasopharynx	3	42.9	3	42.9	-	-	1	14.3	7	100.0
C12-13	Hypopharynx	27	62.8	12	27.9	1	2.3	3	7.0	43	100.0
C14	Pharynx Unspecified	-	-	-	-	-	-	-	-	-	-
C15	Oesophagus	49	62.0	27	34.2	3	3.8	-	-	79	100.0
C16	Stomach	37	36.6	51	50.5	6	5.9	7	6.9	101	100.0
C17	Small Intestine	1	50.0	1	50.0	-	-	-	-	2	100.0
C18	Colon	10	40.0	15	60.0	-	-	-	-	25	100.0
C19-20	Rectum	23	46.0	22	44.0	1	2.0	4	8.0	50	100.0
C21	Anus & Anal Canal	1	50.0	1	50.0	-	-	-	-	2	100.0
C22	Liver	6	15.4	27	69.2	2	5.1	4	10.3	39	100.0
C23-24	Gallbladder etc.	1	16.7	4	66.7	1	16.7	-	-	6	100.0
C25	Pancreas	6	20.7	19	65.5	2	6.9	2	6.9	29	100.0
C30-31	Nose, Sinuses etc.	4	80.0	1	20.0	-	-	-	-	5	100.0
C32	Larynx	60	74.1	16	19.8	3	3.7	2	2.5	81	100.0
C33-34	Lung etc.	202	46.9	169	39.2	42	9.7	18	4.2	431	100.0
C37-38	Other Thoracic Organs	2	40.0	2	40.0	1	20.0	-	-	5	100.0
C40-41	Bone	5	62.5	2	25.0	-	-	1	12.5	8	100.0
C43	Melanoma of Skin	12	70.6	3	17.6	2	11.8	-	-	17	100.0
C44	Other Skin	-	-	1	100.0	-	-	-	-	1	100.0
C47+C49	Conn. & Soft Tissue	3	42.9	3	42.9	1	14.3	-	-	7	100.0
C50	Breast	-	-	-	-	-	-	1	100.0	1	100.0
C60	Penis	5	100.0	-	-	-	-	-	-	5	100.0
C61	Prostate	30	58.8	17	33.3	4	7.8	-	-	51	100.0
C62	Testis	3	75.0	-	-	-	-	1	25.0	4	100.0
C63	Other Male Genital	-	-	-	-	1	100.0	-	-	1	100.0
C64	Kidney etc.	7	41.2	8	47.1	-	-	2	11.8	17	100.0
C65	Renal Pelvis	-	-	-	-	-	-	-	-	-	-
C66	Ureter	-	-	-	-	-	-	-	-	-	-
C67	Bladder	5	50.0	5	50.0	-	-	-	-	10	100.0
C68	Uns.Urinary Organs	-	-	-	-	-	-	-	-	-	-
C69	Eye	-	-	-	-	-	-	-	-	-	-
C70-72	Brain, Nervous System	3	33.3	5	55.6	1	11.1	-	-	9	100.0
C73	Thyroid	5	45.5	4	36.4	2	18.2	-	-	11	100.0
C74	Adrenal Gland	-	-	-	-	-	-	-	-	-	-
C81	Hodgkins Disease	6	60.0	2	20.0	-	-	2	20.0	10	100.0
C82-85	NHL	38	67.9	11	19.6	2	3.6	5	8.9	56	100.0
C88	Maliglmn.Prol D	-	-	-	-	-	-	-	-	-	-
C90	Multiple Myeloma	28	63.6	4	9.1	1	2.3	11	25.0	44	100.0
C91	Lymphoid Leuk.	14	63.6	4	18.2	1	4.5	3	13.6	22	100.0
C92-94	Myeloid Leukaemia	19	61.3	6	19.4	1	3.2	5	16.1	31	100.0
C95	LeukaemiaUns	-	-	-	-	-	-	-	-	-	-
C96	CMD, O&U LHM	10	45.5	7	31.8	-	-	5	22.7	22	100.0
O&U	Other and Uns	14	28.0	28	56.0	5	10.0	3	6.0	50	100.0
	All Sites	831	53.6	520	33.5	101	6.5	99	6.4	1551	100.0

**TABLE 8(b): Number (#) and Proportion (%) of Cancers by Site (ICD-10) and Treatment Status at Reporting Institution
(Excluding the Cancers Previously Treated) - Females**

ICD 10	Site	Received		Not Received		Not Accepted		Incomplete		Total	
		#	%	#	%	#	%	#	%	#	%
C00	Lip	1	33.3	1	33.3	1	33.3	-	-	3	100.0
C01-02	Tongue	30	76.9	7	17.9	2	5.1	-	-	39	100.0
C03-06	Mouth	60	78.9	9	11.8	2	2.6	5	6.6	76	100.0
C07-08	Salivary Gland	3	75.0	1	25.0	-	-	-	-	4	100.0
C09	Tonsil	-	-	-	-	-	-	-	-	-	-
C10	Oth. Oropharynx	3	50.0	2	33.3	-	-	1	16.7	6	100.0
C11	Nasopharynx	1	100.0	-	-	-	-	-	-	1	100.0
C12-13	Hypopharynx	15	65.2	6	26.1	-	-	2	8.7	23	100.0
C14	Pharynx Unspecified	-	-	-	-	-	-	-	-	-	-
C15	Oesophagus	28	59.6	15	31.9	4	8.5	-	-	47	100.0
C16	Stomach	12	40.0	15	50.0	2	6.7	1	3.3	30	100.0
C17	Small Intestine	1	50.0	-	-	-	-	1	50.0	2	100.0
C18	Colon	18	52.9	15	44.1	1	2.9	-	-	34	100.0
C19-20	Rectum	24	54.5	18	40.9	2	4.5	-	-	44	100.0
C21	Anus & Anal Canal	-	-	-	-	-	-	-	-	-	-
C22	Liver	2	18.2	7	63.6	-	-	2	18.2	11	100.0
C23-24	Gallbladder etc.	2	33.3	4	66.7	-	-	-	-	6	100.0
C25	Pancreas	2	22.2	7	77.8	-	-	-	-	9	100.0
C30-31	Nose, Sinuses etc.	1	100.0	-	-	-	-	-	-	1	100.0
C32	Larynx	2	66.7	-	-	1	33.3	-	-	3	100.0
C33-34	Lung etc.	19	34.5	28	50.9	2	3.6	6	10.9	55	100.0
C37-38	Other Thoracic Organs	-	-	1	50.0	1	50.0	-	-	2	100.0
C40-41	Bone	3	75.0	1	25.0	-	-	-	-	4	100.0
C43	Melanoma of Skin	11	84.6	2	15.4	-	-	-	-	13	100.0
C44	Other Skin	3	100.0	-	-	-	-	-	-	3	100.0
C45	Mesothelioma	-	-	-	-	-	-	-	-	-	-
C46	Kaposi Sarcoma	-	-	-	-	-	-	-	-	-	-
C47+C49	Conn. & Soft Tissue	4	50.0	4	50.0	-	-	-	-	8	100.0
C50	Breast	261	79.1	45	13.6	14	4.2	10	3.0	330	100.0
C51	Vulva	3	100.0	-	-	-	-	-	-	3	100.0
C52	Vagina	1	100.0	-	-	-	-	-	-	1	100.0
C53	Cervix Uteri	87	75.7	23	20.0	4	3.5	1	0.9	115	100.0
C54	Corpus Uteri	32	84.2	4	10.5	1	2.6	1	2.6	38	100.0
C55	Uterus Unspecified	-	-	-	-	-	-	2	100.0	2	100.0
C56	Ovary etc.	32	47.1	29	42.6	2	2.9	5	7.4	68	100.0
C57	Other Female Genital	1	100.0	-	-	-	-	-	-	1	100.0
C58	Placenta	-	-	-	-	-	-	-	-	-	-
C64	Kidney etc.	3	60.0	2	40.0	-	-	-	-	5	100.0
C65	Renal Pelvis	-	-	-	-	-	-	-	-	-	-
C66	Ureter	-	-	1	100.0	-	-	-	-	1	100.0
C67	Bladder	3	60.0	2	40.0	-	-	-	-	5	100.0
C68	Uns.Urinary Organs	-	-	-	-	-	-	-	-	-	-
C69	Eye	-	-	-	-	-	-	-	-	-	-
C70-72	Brain, Nervous System	1	20.0	3	60.0	1	20.0	-	-	5	100.0
C73	Thyroid	25	62.5	14	35.0	1	2.5	-	-	40	100.0
C74	Adrenal Gland	-	-	-	-	-	-	-	-	-	-
C81	Hodgkins Disease	5	100.0	-	-	-	-	-	-	5	100.0
C82-85	NHL	15	50.0	10	33.3	-	-	5	16.7	30	100.0
C88	Malign.Mn.Prol D	-	-	-	-	-	-	-	-	-	-
C90	Multiple Myeloma	20	69.0	6	20.7	-	-	3	10.3	29	100.0
C91	Lymphoid Leuk.	5	62.5	3	37.5	-	-	-	-	8	100.0
C92-94	Myeloid Leukaemia	24	64.9	11	29.7	-	-	2	5.4	37	100.0
C95	LeukaemiaUns	-	-	-	-	-	-	-	-	-	-
C96	CMD, O&U LHM	9	56.2	5	31.2	-	-	2	12.5	16	100.0
O&U	Other and Uns	3	10.3	25	86.2	1	3.4	-	-	29	100.0
	All Sites	775	65.0	326	27.3	42	3.5	49	4.1	1192	100.0

TABLE 9(a): Number (#) and Proportion (%) of Cancers by Site (ICD-10) and Intention to Treat at Reporting Institution (Excluding the Cancers Previously Treated) - Males

ICD 10	Sites	Radical		Palliative		Pain relief only		Unk		Total	
		#	%	#	%	#	%	#	%	#	%
C00	Lip	-	-	-	-	-	-	-	-	-	-
C01-02	Tongue	41	69.5	18	30.5	-	-	-	-	59	100.0
C03-06	Mouth	55	67.9	26	32.1	-	-	-	-	81	100.0
C07-08	Salivary Gland	1	50.0	1	50.0	-	-	-	-	2	100.0
C09	Tonsil	1	50.0	1	50.0	-	-	-	-	2	100.0
C10	Oth. Oropharynx	18	37.5	30	62.5	-	-	-	-	48	100.0
C11	Nasopharynx	1	33.3	2	66.7	-	-	-	-	3	100.0
C12-13	Hypopharynx	10	37.0	17	63.0	-	-	-	-	27	100.0
C14	Pharynx Unspecified	-	-	-	-	-	-	-	-	-	-
C15	Oesophagus	3	6.1	46	93.9	-	-	-	-	49	100.0
C16	Stomach	11	29.7	26	70.3	-	-	-	-	37	100.0
C17	Small Intestine	1	100.0	-	-	-	-	-	-	1	100.0
C18	Colon	10	100.0	-	-	-	-	-	-	10	100.0
C19-20	Rectum	17	73.9	6	26.1	-	-	-	-	23	100.0
C21	Anus & Anal Canal	1	100.0	-	-	-	-	-	-	1	100.0
C22	Liver	2	33.3	4	66.7	-	-	-	-	6	100.0
C23-24	Gallbladder etc.	1	100.0	-	-	-	-	-	-	1	100.0
C25	Pancreas	1	16.7	5	83.3	-	-	-	-	6	100.0
C30-31	Nose, Sinuses etc.	4	100.0	-	-	-	-	-	-	4	100.0
C32	Larynx	39	65.0	21	35.0	-	-	-	-	60	100.0
C33-34	Lung etc.	31	15.3	170	84.2	1	0.5	-	-	202	100.0
C37-38	Other Thoracic Organs	1	50.0	1	50.0	-	-	-	-	2	100.0
C40-41	Bone	4	80.0	1	20.0	-	-	-	-	5	100.0
C43	Melanoma of Skin	9	75.0	3	25.0	-	-	-	-	12	100.0
C44	Other Skin	-	-	-	-	-	-	-	-	-	-
C45	Mesothelioma	-	-	-	-	-	-	-	-	-	-
C46	Kaposi Sarcoma	-	-	-	-	-	-	-	-	-	-
C47+C49	Conn. & Soft Tissue	1	33.3	2	66.7	-	-	-	-	3	100.0
C50	Breast	-	-	-	-	-	-	-	-	-	-
C60	Penis	4	80.0	1	20.0	-	-	-	-	5	100.0
C61	Prostate	8	26.7	21	70.0	-	-	1	3.3	30	100.0
C62	Testis	2	66.7	1	33.3	-	-	-	-	3	100.0
C63	Other Male Genital	-	-	-	-	-	-	-	-	-	-
C64	Kidney etc.	6	85.7	1	14.3	-	-	-	-	7	100.0
C65	Renal Pelvis	-	-	-	-	-	-	-	-	-	-
C66	Ureter	-	-	-	-	-	-	-	-	-	-
C67	Bladder	3	60.0	2	40.0	-	-	-	-	5	100.0
C68	Uns.Urinary Organs	-	-	-	-	-	-	-	-	-	-
C69	Eye	-	-	-	-	-	-	-	-	-	-
C70-72	Brain, Nervous System	2	66.7	1	33.3	-	-	-	-	3	100.0
C73	Thyroid	4	80.0	1	20.0	-	-	-	-	5	100.0
C74	Adrenal Gland	-	-	-	-	-	-	-	-	-	-
C81	Hodgkins Disease	4	66.7	2	33.3	-	-	-	-	6	100.0
C82-85	NHL	19	50.0	19	50.0	-	-	-	-	38	100.0
C88	Maliglmn.Prol D	-	-	-	-	-	-	-	-	-	-
C90	Multiple Myeloma	11	39.3	17	60.7	-	-	-	-	28	100.0
C91	Lymphoid Leuk.	9	64.3	5	35.7	-	-	-	-	14	100.0
C92-94	Myeloid Leukaemia	10	52.6	9	47.4	-	-	-	-	19	100.0
C95	LeukaemiaUns	-	-	-	-	-	-	-	-	-	-
C96	CMD, O&U LHM	7	70.0	3	30.0	-	-	-	-	10	100.0
O&U	Other and Uns	3	21.4	11	78.6	-	-	-	-	14	100.0
	All Sites	355	42.7	474	57.0	1	0.1	-	-	831	100.0

TABLE 9(b): Number (#) and Proportion (%) of Cancers by Site (ICD-10) and Intention to Treat at Reporting Institution (Excluding the Cancers Previously Treated) - Females

ICD 10	Sites	Radical		Palliative		Pain relief only		Symptomatic		Unknown		Total	
		#	%	#	%	#	%	#	%	#	%	#	%
C00	Lip	1	100.0	-	-	-	-	-	-	-	-	1	100.0
C01-02	Tongue	19	63.3	10	33.3	-	-	1	3.3	-	-	30	100.0
C03-06	Mouth	26	43.3	33	55.0	1	1.7	-	-	-	-	60	100.0
C07-08	Salivary Gland	3	100.0	-	-	-	-	-	-	-	-	3	100.0
C09	Tonsil	-	-	-	-	-	-	-	-	-	-	-	-
C10	Oth. Oropharynx	-	-	3	100.0	-	-	-	-	-	-	3	100.0
C11	Nasopharynx	1	100.0	-	-	-	-	-	-	-	-	1	100.0
C12-13	Hypopharynx	6	40.0	9	60.0	-	-	-	-	-	-	15	100.0
C14	Pharynx Unspecified	-	-	-	-	-	-	-	-	-	-	-	-
C15	Oesophagus	4	14.3	24	85.7	-	-	-	-	-	-	28	100.0
C16	Stomach	3	25.0	9	75.0	-	-	-	-	-	-	12	100.0
C17	Small Intestine	-	-	1	100.0	-	-	-	-	-	-	1	100.0
C18	Colon	13	72.2	4	22.2	1	5.6	-	-	-	-	18	100.0
C19-20	Rectum	15	62.5	9	37.5	-	-	-	-	-	-	24	100.0
C21	Anus & Anal Canal	-	-	-	-	-	-	-	-	-	-	-	-
C22	Liver	-	-	2	100.0	-	-	-	-	-	-	2	100.0
C23-24	Gallbladder etc.	1	50.0	1	50.0	-	-	-	-	-	-	2	100.0
C25	Pancreas	1	50.0	1	50.0	-	-	-	-	-	-	2	100.0
C30-31	Nose, Sinuses etc.	1	100.0	-	-	-	-	-	-	-	-	1	100.0
C32	Larynx	1	50.0	1	50.0	-	-	-	-	-	-	2	100.0
C33-34	Lung etc.	2	10.5	17	89.5	-	-	-	-	-	-	19	100.0
C37-38	Other Thoracic Organs	-	-	-	-	-	-	-	-	-	-	-	-
C40-41	Bone	2	66.7	1	33.3	-	-	-	-	-	-	3	100.0
C43	Melanoma of Skin	8	72.7	3	27.3	-	-	-	-	-	-	11	100.0
C44	Other Skin	3	100.0	-	-	-	-	-	-	-	-	3	100.0
C45	Mesothelioma	-	-	-	-	-	-	-	-	-	-	-	-
C46	Kaposi Sarcoma	-	-	-	-	-	-	-	-	-	-	-	-
C47+C49	Conn. & Soft Tissue	4	100.0	-	-	-	-	-	-	-	-	4	100.0
C50	Breast	223	85.4	36	13.8	-	-	1	0.4	1	0.4	261	100.0
C51	Vulva	1	33.3	2	66.7	-	-	-	-	-	-	3	100.0
C52	Vagina	-	-	1	100.0	-	-	-	-	-	-	1	100.0
C53	Cervix Uteri	59	67.8	26	29.9	-	-	2	2.3	-	-	87	100.0
C54	Corpus Uteri	24	75.0	8	25.0	-	-	-	-	-	-	32	100.0
C55	Uterus Unspecified	-	-	-	-	-	-	-	-	-	-	-	-
C56	Ovary etc.	24	75.0	8	25.0	-	-	-	-	-	-	32	100.0
C57	Other Female Genital	1	100.0	-	-	-	-	-	-	-	-	1	100.0
C58	Placenta	-	-	-	-	-	-	-	-	-	-	-	-
C64	Kidney etc.	3	100.0	-	-	-	-	-	-	-	-	3	100.0
C65	Renal Pelvis	-	-	-	-	-	-	-	-	-	-	-	-
C66	Ureter	-	-	-	-	-	-	-	-	-	-	-	-
C67	Bladder	1	33.3	2	66.7	-	-	-	-	-	-	3	100.0
C68	Uns. Urinary Organs	-	-	-	-	-	-	-	-	-	-	-	-
C69	Eye	-	-	-	-	-	-	-	-	-	-	-	-
C70-72	Brain, Nervous System	1	100.0	-	-	-	-	-	-	-	-	1	100.0
C73	Thyroid	19	76.0	6	24.0	-	-	-	-	-	-	25	100.0
C74	Adrenal Gland	-	-	-	-	-	-	-	-	-	-	-	-
C81	Hodgkins Disease	2	40.0	3	60.0	-	-	-	-	-	-	5	100.0
C82-85	NHL	5	33.3	10	66.7	-	-	-	-	-	-	15	100.0
C88	Malignn.Prol D	-	-	-	-	-	-	-	-	-	-	-	-
C90	Multiple Myeloma	9	45.0	11	55.0	-	-	-	-	-	-	20	100.0
C91	Lymphoid Leuk.	1	20.0	4	80.0	-	-	-	-	-	-	5	100.0
C92-94	Myeloid Leukaemia	16	66.7	8	33.3	-	-	-	-	-	-	24	100.0
C95	LeukaemiaUns	-	-	-	-	-	-	-	-	-	-	-	-
C96	CMD, O&U LHM	3	33.3	6	66.7	-	-	-	-	-	-	9	100.0
O&U	Other and Uns	2	66.7	1	33.3	-	-	-	-	-	-	3	100.0
	All Sites	508	65.5	260	33.5	2	0.3	4	0.5	1	0.1	775	100.0

TABLE 10(a): Number (#) and Proportion (%) of Cancers by Site (ICD-10) and Marital Status - Males

ICD 10	Sites	Unmarried		Married		Widowed		Divorced		Seperated		Others		Unknown		Total	
		#	%	#	%	#	%	#	%	#	%	#	%	#	%	#	%
C00	Lip	-	-	3	100.0	-	-	-	-	-	-	-	-	-	-	3	100.0
C01-02	Tongue	8	7.9	86	85.1	1	1.0	1	1.0	-	-	-	-	5	5.0	101	100.0
C03-06	Mouth	3	2.0	140	94.6	-	-	2	1.4	-	-	-	-	3	2.0	148	100.0
C07-08	Salivary Gland	-	-	6	100.0	-	-	-	-	-	-	-	-	-	-	6	100.0
C09	Tonsil	-	-	5	100.0	-	-	-	-	-	-	-	-	-	-	5	100.0
C10	Oth. Oropharynx	6	8.8	61	89.7	-	-	-	-	-	-	-	-	1	1.5	68	100.0
C11	Nasopharynx	-	-	8	100.0	-	-	-	-	-	-	-	-	-	-	8	100.0
C12-13	Hypopharynx	2	3.9	47	92.2	1	2.0	-	-	-	-	-	-	1	2.0	51	100.0
C14	Pharynx Unspecified	-	-	1	100.0	-	-	-	-	-	-	-	-	-	-	1	100.0
C15	Oesophagus	-	-	92	97.9	2	2.1	-	-	-	-	-	-	-	-	94	100.0
C16	Stomach	1	0.7	127	94.1	3	2.2	1	0.7	-	-	-	-	3	2.2	135	100.0
C17	Small Intestine	-	-	3	100.0	-	-	-	-	-	-	-	-	-	-	3	100.0
C18	Colon	1	1.4	66	95.7	-	-	-	-	-	-	-	-	2	2.9	69	100.0
C19-20	Rectum	1	1.4	70	95.9	1	1.4	-	-	-	-	-	-	1	1.4	73	100.0
C21	Anus & Anal Canal	-	-	3	100.0	-	-	-	-	-	-	-	-	-	-	3	100.0
C22	Liver	4	7.8	45	88.2	1	2.0	-	-	-	-	-	-	1	2.0	51	100.0
C23-24	Gallbladder etc.	-	-	16	100.0	-	-	-	-	-	-	-	-	-	-	16	100.0
C25	Pancreas	3	7.5	35	87.5	2	5.0	-	-	-	-	-	-	-	-	40	100.0
C30-31	Nose, Sinuses etc.	-	-	9	90.0	-	-	-	-	-	-	-	-	1	10.0	10	100.0
C32	Larynx	1	0.9	108	98.2	-	-	-	-	-	-	-	-	1	0.9	110	100.0
C33-34	Lung etc.	11	2.3	458	93.9	8	1.6	4	0.8	-	-	-	-	7	1.4	488	100.0
C37-38	Other Thoracic Organs	2	28.6	4	57.1	1	14.3	-	-	-	-	-	-	-	-	7	100.0
C40-41	Bone	10	55.6	7	38.9	1	5.6	-	-	-	-	-	-	-	-	18	100.0
C43	Melanoma of Skin	3	8.6	31	88.6	1	2.9	-	-	-	-	-	-	-	-	35	100.0
C44	Other Skin	-	-	2	100.0	-	-	-	-	-	-	-	-	-	-	2	100.0
C45	Mesothelioma	-	-	-	-	-	-	-	-	-	-	-	-	-	-	-	-
C46	Kaposi Sarcoma	-	-	-	-	-	-	-	-	-	-	-	-	-	-	-	-
C47+C49	Conn. & Soft Tissue	4	25.0	11	68.8	-	-	-	-	-	-	-	-	1	6.2	16	100.0
C50	Breast	-	-	2	100.0	-	-	-	-	-	-	-	-	-	-	2	100.0
C60	Penis	1	10.0	9	90.0	-	-	-	-	-	-	-	-	-	-	10	100.0
C61	Prostate	4	3.8	94	89.5	6	5.7	-	-	-	-	-	-	1	1.0	105	100.0
C62	Testis	-	-	7	100.0	-	-	-	-	-	-	-	-	-	-	7	100.0
C63	Other Male Genital	-	-	1	100.0	-	-	-	-	-	-	-	-	-	-	1	100.0
C64	Kidney etc.	-	-	31	93.9	2	6.1	-	-	-	-	-	-	-	-	33	100.0
C65	Renal Pelvis	-	-	1	100.0	-	-	-	-	-	-	-	-	-	-	1	100.0
C66	Ureter	-	-	-	-	-	-	-	-	-	-	-	-	-	-	-	-
C67	Bladder	1	2.3	41	93.2	1	2.3	1	2.3	-	-	-	-	-	-	44	100.0
C68	Uns. Urinary Organs	-	-	-	-	-	-	-	-	-	-	-	-	-	-	-	-
C69	Eye	-	-	-	-	-	-	-	-	-	-	-	-	-	-	-	-
C70-72	Brain, Nervous System	5	13.9	31	86.1	-	-	-	-	-	-	-	-	-	-	36	100.0
C73	Thyroid	4	22.2	13	72.2	-	-	-	-	-	-	-	-	1	5.6	18	100.0
C74	Adrenal Gland	-	-	1	100.0	-	-	-	-	-	-	-	-	-	-	1	100.0
C81	Hodgkins Disease	7	58.3	4	33.3	-	-	-	-	-	-	1	8.3	-	-	12	100.0
C82-85	NHL	1	1.2	80	96.4	-	-	1	1.2	-	-	-	-	1	1.2	83	100.0
C88	Malignn.Prol D	-	-	-	-	-	-	-	-	-	-	-	-	-	-	-	-
C90	Multiple Myeloma	1	1.9	50	94.3	-	-	-	-	-	-	-	-	2	3.8	53	100.0
C91	Lymphoid Leuk.	18	58.1	12	38.7	-	-	-	-	-	-	-	-	1	3.2	31	100.0
C92-94	Myeloid Leukaemia	9	22.0	32	78.0	-	-	-	-	-	-	-	-	-	-	41	100.0
C95	LeukaemiaUns	-	-	-	-	-	-	-	-	-	-	-	-	-	-	-	-
C96	CMD, O&U LHM	3	12.5	21	87.5	-	-	-	-	-	-	-	-	-	-	24	100.0
O&U	Other and Uns	1	1.6	58	93.5	1	1.6	-	-	-	-	-	-	2	3.2	62	100.0
	All Sites	115	5.4	1932	90.9	32	1.5	10	0.5	-	-	1	0.0	35	1.6	2125	100.0

TABLE 10(b): Number (#) and Proportion (%) of Cancers by Site (ICD-10) and Marital Status - Females

ICD 10	Sites	Unmarried		Married		Widowed		Divorced		Seperated		Others		Unknown		Total	
		#	%	#	%	#	%	#	%	#	%	#	%	#	%	#	%
C00	Lip	-	-	1	16.7	4	66.7	-	-	-	-	-	-	1	16.7	6	100.0
C01-02	Tongue	3	5.4	31	55.4	21	37.5	-	-	-	-	-	-	1	1.8	56	100.0
C03-06	Mouth	4	4.3	47	51.1	41	44.6	-	-	-	-	-	-	-	-	92	100.0
C07-08	Salivary Gland	1	11.1	6	66.7	2	22.2	-	-	-	-	-	-	-	-	9	100.0
C09	Tonsil	-	-	-	-	-	-	-	-	-	-	-	-	-	-	-	-
C10	Oth. Oropharynx	-	-	5	71.4	2	28.6	-	-	-	-	-	-	-	-	7	100.0
C11	Nasopharynx	-	-	1	100.0	-	-	-	-	-	-	-	-	-	-	1	100.0
C12-13	Hypopharynx	4	16.0	10	40.0	11	44.0	-	-	-	-	-	-	-	-	25	100.0
C14	Pharynx Unspecified	-	-	-	-	-	-	-	-	-	-	-	-	-	-	-	-
C15	Oesophagus	4	8.0	26	52.0	20	40.0	-	-	-	-	-	-	-	-	50	100.0
C16	Stomach	2	4.8	30	71.4	9	21.4	-	-	-	-	-	-	1	2.4	42	100.0
C17	Small Intestine	-	-	4	100.0	-	-	-	-	-	-	-	-	-	-	4	100.0
C18	Colon	4	6.7	37	61.7	18	30.0	1	1.7	-	-	-	-	-	-	60	100.0
C19-20	Rectum	4	6.2	42	64.6	16	24.6	2	3.1	-	-	-	-	1	1.5	65	100.0
C21	Anus & Anal Canal	-	-	1	100.0	-	-	-	-	-	-	-	-	-	-	1	100.0
C22	Liver	1	6.7	11	73.3	2	13.3	-	-	-	-	-	-	1	6.7	15	100.0
C23-24	Gallbladder etc.	1	10.0	8	80.0	1	10.0	-	-	-	-	-	-	-	-	10	100.0
C25	Pancreas	-	-	14	87.5	2	12.5	-	-	-	-	-	-	-	-	16	100.0
C30-31	Nose, Sinuses etc.	-	-	2	66.7	-	-	1	33.3	-	-	-	-	-	-	3	100.0
C32	Larynx	-	-	2	66.7	1	33.3	-	-	-	-	-	-	-	-	3	100.0
C33-34	Lung etc.	2	2.9	45	65.2	20	29.0	-	-	-	-	1	1.4	1	1.4	69	100.0
C37-38	Other Thoracic Organs	-	-	2	100.0	-	-	-	-	-	-	-	-	-	-	2	100.0
C40-41	Bone	2	22.2	5	55.6	2	22.2	-	-	-	-	-	-	-	-	9	100.0
C43	Melanoma of Skin	3	8.3	24	66.7	9	25.0	-	-	-	-	-	-	-	-	36	100.0
C44	Other Skin	1	25.0	2	50.0	1	25.0	-	-	-	-	-	-	-	-	4	100.0
C45	Mesothelioma	-	-	-	-	-	-	-	-	-	-	-	-	-	-	-	-
C46	Kaposi Sarcoma	-	-	-	-	-	-	-	-	-	-	-	-	-	-	-	-
C47+C49	Conn. & Soft Tissue	3	16.7	9	50.0	5	27.8	1	5.6	-	-	-	-	-	-	18	100.0
C50	Breast	36	6.7	402	74.9	82	15.3	10	1.9	-	-	-	-	7	1.3	537	100.0
C51	Vulva	1	25.0	2	50.0	1	25.0	-	-	-	-	-	-	-	-	4	100.0
C52	Vagina	-	-	3	100.0	-	-	-	-	-	-	-	-	-	-	3	100.0
C53	Cervix Uteri	1	0.7	97	67.4	38	26.4	3	2.1	-	-	-	-	5	3.5	144	100.0
C54	Corpus Uteri	4	5.6	51	71.8	14	19.7	2	2.8	-	-	-	-	-	-	71	100.0
C55	Uterus Unspecified	-	-	7	77.8	2	22.2	-	-	-	-	-	-	-	-	9	100.0
C56	Ovary etc.	9	8.3	71	65.1	24	22.0	3	2.8	-	-	-	-	2	1.8	109	100.0
C57	Other Female Genital	-	-	3	100.0	-	-	-	-	-	-	-	-	-	-	3	100.0
C58	Placenta	-	-	-	-	-	-	-	-	-	-	-	-	-	-	-	-
C64	Kidney etc.	4	40.0	4	40.0	1	10.0	1	10.0	-	-	-	-	-	-	10	100.0
C65	Renal Pelvis	-	-	-	-	-	-	-	-	-	-	-	-	-	-	-	-
C66	Ureter	-	-	-	-	1	100.0	-	-	-	-	-	-	-	-	1	100.0
C67	Bladder	-	-	6	75.0	1	12.5	1	12.5	-	-	-	-	-	-	8	100.0
C68	Uns. Urinary Organs	-	-	-	-	-	-	-	-	-	-	-	-	-	-	-	-
C69	Eye	-	-	-	-	-	-	-	-	-	-	-	-	-	-	-	-
C70-72	Brain, Nervous System	1	5.0	18	90.0	1	5.0	-	-	-	-	-	-	-	-	20	100.0
C73	Thyroid	3	4.1	57	78.1	11	15.1	2	2.7	-	-	-	-	-	-	73	100.0
C74	Adrenal Gland	-	-	1	100.0	-	-	-	-	-	-	-	-	-	-	1	100.0
C81	Hodgkins Disease	3	33.3	4	44.4	1	11.1	1	11.1	-	-	-	-	-	-	9	100.0
C82-85	NHL	2	4.8	30	71.4	10	23.8	-	-	-	-	-	-	-	-	42	100.0
C88	Maliglmn.Prol D	-	-	-	-	-	-	-	-	-	-	-	-	-	-	-	-
C90	Multiple Myeloma	3	7.5	27	67.5	8	20.0	-	-	-	-	-	-	2	5.0	40	100.0
C91	Lymphoid Leuk.	1	10.0	8	80.0	1	10.0	-	-	-	-	-	-	-	-	10	100.0
C92-94	Myeloid Leukaemia	3	7.1	34	81.0	5	11.9	-	-	-	-	-	-	-	-	42	100.0
C95	LeukaemiaUns	-	-	-	-	-	-	-	-	-	-	-	-	-	-	-	-
C96	CMD, O&U LHM	2	8.7	15	65.2	5	21.7	-	-	-	-	-	-	1	4.3	23	100.0
O&U	Other and Uns	1	2.7	22	59.5	14	37.8	-	-	-	-	-	-	-	-	37	100.0
	All Sites	113	6.3	1227	68.2	407	22.6	28	1.6	-	-	1	0.1	23	1.3	1799	100.0

TABLE 11(a): Number (#) and Proportion (%) of Cancers by Site (ICD-10) and Mother Tongue - Males

ICD 10	Sites	Malayalam		Kannada		Tamil		Bengali		Marathi		Others		Unknown		Total	
		#	%	#	%	#	%	#	%	#	%	#	%	#	%	#	%
C00	Lip	3	100.0	-	-	-	-	-	-	-	-	-	-	-	-	3	100.0
C01-02	Tongue	100	99.0	-	-	-	-	-	-	1	1.0	-	-	-	-	101	100.0
C03-06	Mouth	147	99.3	-	-	-	-	-	-	-	-	1	0.7	-	-	148	100.0
C07-08	Salivary Gland	6	100.0	-	-	-	-	-	-	-	-	-	-	-	-	6	100.0
C09	Tonsil	5	100.0	-	-	-	-	-	-	-	-	-	-	-	-	5	100.0
C10	Oth. Oropharynx	67	98.5	-	-	-	-	-	-	-	-	1	1.5	-	-	68	100.0
C11	Nasopharynx	8	100.0	-	-	-	-	-	-	-	-	-	-	-	-	8	100.0
C12-13	Hypopharynx	51	100.0	-	-	-	-	-	-	-	-	-	-	-	-	51	100.0
C14	Pharynx Unspecified	1	100.0	-	-	-	-	-	-	-	-	-	-	-	-	1	100.0
C15	Oesophagus	93	98.9	1	1.1	-	-	-	-	-	-	-	-	-	-	94	100.0
C16	Stomach	135	100.0	-	-	-	-	-	-	-	-	-	-	-	-	135	100.0
C17	Small Intestine	3	100.0	-	-	-	-	-	-	-	-	-	-	-	-	3	100.0
C18	Colon	68	98.6	1	1.4	-	-	-	-	-	-	-	-	-	-	69	100.0
C19-20	Rectum	71	97.3	-	-	-	-	1	1.4	-	-	1	1.4	-	-	73	100.0
C21	Anus & Anal Canal	3	100.0	-	-	-	-	-	-	-	-	-	-	-	-	3	100.0
C22	Liver	51	100.0	-	-	-	-	-	-	-	-	-	-	-	-	51	100.0
C23-24	Gallbladder etc.	16	100.0	-	-	-	-	-	-	-	-	-	-	-	-	16	100.0
C25	Pancreas	39	97.5	1	2.5	-	-	-	-	-	-	-	-	-	-	40	100.0
C30-31	Nose, Sinuses etc.	9	90.0	-	-	-	-	1	10.0	-	-	-	-	-	-	10	100.0
C32	Larynx	109	99.1	1	0.9	-	-	-	-	-	-	-	-	-	-	110	100.0
C33-34	Lung etc.	484	99.2	2	0.4	1	0.2	-	-	-	-	-	-	1	0.2	488	100.0
C37-38	Other Thoracic Organs	7	100.0	-	-	-	-	-	-	-	-	-	-	-	-	7	100.0
C40-41	Bone	18	100.0	-	-	-	-	-	-	-	-	-	-	-	-	18	100.0
C43	Melanoma of Skin	35	100.0	-	-	-	-	-	-	-	-	-	-	-	-	35	100.0
C44	Other Skin	1	50.0	-	-	-	-	-	-	-	-	1	50.0	-	-	2	100.0
C45	Mesothelioma	-	-	-	-	-	-	-	-	-	-	-	-	-	-	-	-
C46	Kaposi Sarcoma	-	-	-	-	-	-	-	-	-	-	-	-	-	-	-	-
C47+C49	Conn. & Soft Tissue	16	100.0	-	-	-	-	-	-	-	-	-	-	-	-	16	100.0
C50	Breast	2	100.0	-	-	-	-	-	-	-	-	-	-	-	-	2	100.0
C60	Penis	10	100.0	-	-	-	-	-	-	-	-	-	-	-	-	10	100.0
C61	Prostate	105	100.0	-	-	-	-	-	-	-	-	-	-	-	-	105	100.0
C62	Testis	7	100.0	-	-	-	-	-	-	-	-	-	-	-	-	7	100.0
C63	Other Male Genital	1	100.0	-	-	-	-	-	-	-	-	-	-	-	-	1	100.0
C64	Kidney etc.	32	97.0	-	-	1	3.0	-	-	-	-	-	-	-	-	33	100.0
C65	Renal Pelvis	1	100.0	-	-	-	-	-	-	-	-	-	-	-	-	1	100.0
C66	Ureter	-	-	-	-	-	-	-	-	-	-	-	-	-	-	-	-
C67	Bladder	43	97.7	-	-	-	-	-	-	-	-	1	2.3	-	-	44	100.0
C68	Uns.Urinary Organs	-	-	-	-	-	-	-	-	-	-	-	-	-	-	-	-
C69	Eye	-	-	-	-	-	-	-	-	-	-	-	-	-	-	-	-
C70-72	Brain, Nervous System	36	100.0	-	-	-	-	-	-	-	-	-	-	-	-	36	100.0
C73	Thyroid	18	100.0	-	-	-	-	-	-	-	-	-	-	-	-	18	100.0
C74	Adrenal Gland	1	100.0	-	-	-	-	-	-	-	-	-	-	-	-	1	100.0
C81	Hodgkins Disease	12	100.0	-	-	-	-	-	-	-	-	-	-	-	-	12	100.0
C82-85	NHL	82	98.8	-	-	1	1.2	-	-	-	-	-	-	-	-	83	100.0
C88	Maliglmn.Prol D	-	-	-	-	-	-	-	-	-	-	-	-	-	-	-	-
C90	Multiple Myeloma	53	100.0	-	-	-	-	-	-	-	-	-	-	-	-	53	100.0
C91	Lymphoid Leuk.	30	96.8	-	-	-	-	-	-	-	-	-	-	1	3.2	31	100.0
C92-94	Myeloid Leukaemia	41	100.0	-	-	-	-	-	-	-	-	-	-	-	-	41	100.0
C95	LeukaemiaUns	-	-	-	-	-	-	-	-	-	-	-	-	-	-	-	-
C96	CMD, O&U LHM	24	100.0	-	-	-	-	-	-	-	-	-	-	-	-	24	100.0
O&U	Other and Uns	62	100.0	-	-	-	-	-	-	-	-	-	-	-	-	62	100.0
	All Sites	2106	99.1	6	0.3	3	0.1	2	0.1	1	0.0	5	0.2	2	0.1	2125	100.0

TABLE 11(b): Number (#) and Proportion (%) of Cancers by Site (ICD-10) and Mother Tongue - Females

ICD 10	Sites	Malayalam		Tamil		Nepali		Marathi		Telugu		Others		Unknown		Total	
		#	%	#	%	#	%	#	%	#	%	#	%	#	%	#	%
C00	Lip	6	100.0	-	-	-	-	-	-	-	-	-	-	-	-	6	100.0
C01-02	Tongue	55	98.2	1	1.8	-	-	-	-	-	-	-	-	-	-	56	100.0
C03-06	Mouth	91	98.9	1	1.1	-	-	-	-	-	-	-	-	-	-	92	100.0
C07-08	Salivary Gland	9	100.0	-	-	-	-	-	-	-	-	-	-	-	-	9	100.0
C09	Tonsil	-	-	-	-	-	-	-	-	-	-	-	-	-	-	-	-
C10	Oth. Oropharynx	7	100.0	-	-	-	-	-	-	-	-	-	-	-	-	7	100.0
C11	Nasopharynx	1	100.0	-	-	-	-	-	-	-	-	-	-	-	-	1	100.0
C12-13	Hypopharynx	25	100.0	-	-	-	-	-	-	-	-	-	-	-	-	25	100.0
C14	Pharynx Unspecified	-	-	-	-	-	-	-	-	-	-	-	-	-	-	-	-
C15	Oesophagus	50	100.0	-	-	-	-	-	-	-	-	-	-	-	-	50	100.0
C16	Stomach	42	100.0	-	-	-	-	-	-	-	-	-	-	-	-	42	100.0
C17	Small Intestine	4	100.0	-	-	-	-	-	-	-	-	-	-	-	-	4	100.0
C18	Colon	60	100.0	-	-	-	-	-	-	-	-	-	-	-	-	60	100.0
C19-20	Rectum	64	98.5	1	1.5	-	-	-	-	-	-	-	-	-	-	65	100.0
C21	Anus & Anal Canal	1	100.0	-	-	-	-	-	-	-	-	-	-	-	-	1	100.0
C22	Liver	15	100.0	-	-	-	-	-	-	-	-	-	-	-	-	15	100.0
C23-24	Gallbladder etc.	10	100.0	-	-	-	-	-	-	-	-	-	-	-	-	10	100.0
C25	Pancreas	16	100.0	-	-	-	-	-	-	-	-	-	-	-	-	16	100.0
C30-31	Nose, Sinuses etc.	3	100.0	-	-	-	-	-	-	-	-	-	-	-	-	3	100.0
C32	Larynx	3	100.0	-	-	-	-	-	-	-	-	-	-	-	-	3	100.0
C33-34	Lung etc.	69	100.0	-	-	-	-	-	-	-	-	-	-	-	-	69	100.0
C37-38	Other Thoracic Organs	2	100.0	-	-	-	-	-	-	-	-	-	-	-	-	2	100.0
C40-41	Bone	9	100.0	-	-	-	-	-	-	-	-	-	-	-	-	9	100.0
C43	Melanoma of Skin	36	100.0	-	-	-	-	-	-	-	-	-	-	-	-	36	100.0
C44	Other Skin	4	100.0	-	-	-	-	-	-	-	-	-	-	-	-	4	100.0
C45	Mesothelioma	-	-	-	-	-	-	-	-	-	-	-	-	-	-	-	-
C46	Kaposi Sarcoma	-	-	-	-	-	-	-	-	-	-	-	-	-	-	-	-
C47+C49	Conn. & Soft Tissue	18	100.0	-	-	-	-	-	-	-	-	-	-	-	-	18	100.0
C50	Breast	534	99.4	-	-	1	0.2	1	0.2	-	-	-	-	1	0.2	537	100.0
C51	Vulva	4	100.0	-	-	-	-	-	-	-	-	-	-	-	-	4	100.0
C52	Vagina	3	100.0	-	-	-	-	-	-	-	-	-	-	-	-	3	100.0
C53	Cervix Uteri	143	99.3	-	-	-	-	-	-	-	-	-	-	1	0.7	144	100.0
C54	Corpus Uteri	71	100.0	-	-	-	-	-	-	-	-	-	-	-	-	71	100.0
C55	Uterus Unspecified	9	100.0	-	-	-	-	-	-	-	-	-	-	-	-	9	100.0
C56	Ovary etc.	107	98.2	-	-	1	0.9	-	-	1	0.9	-	-	-	-	109	100.0
C57	Other Female Genital	3	100.0	-	-	-	-	-	-	-	-	-	-	-	-	3	100.0
C58	Placenta	-	-	-	-	-	-	-	-	-	-	-	-	-	-	-	-
C64	Kidney etc.	10	100.0	-	-	-	-	-	-	-	-	-	-	-	-	10	100.0
C65	Renal Pelvis	-	-	-	-	-	-	-	-	-	-	-	-	-	-	-	-
C66	Ureter	1	100.0	-	-	-	-	-	-	-	-	-	-	-	-	1	100.0
C67	Bladder	8	100.0	-	-	-	-	-	-	-	-	-	-	-	-	8	100.0
C68	Uns. Urinary Organs	-	-	-	-	-	-	-	-	-	-	-	-	-	-	-	-
C69	Eye	-	-	-	-	-	-	-	-	-	-	-	-	-	-	-	-
C70-72	Brain, Nervous System	20	100.0	-	-	-	-	-	-	-	-	-	-	-	-	20	100.0
C73	Thyroid	73	100.0	-	-	-	-	-	-	-	-	-	-	-	-	73	100.0
C74	Adrenal Gland	1	100.0	-	-	-	-	-	-	-	-	-	-	-	-	1	100.0
C81	Hodgkins Disease	9	100.0	-	-	-	-	-	-	-	-	-	-	-	-	9	100.0
C82-85	NHL	42	100.0	-	-	-	-	-	-	-	-	-	-	-	-	42	100.0
C88	Maliglmn.Prol D	-	-	-	-	-	-	-	-	-	-	-	-	-	-	-	-
C90	Multiple Myeloma	40	100.0	-	-	-	-	-	-	-	-	-	-	-	-	40	100.0
C91	Lymphoid Leuk.	10	100.0	-	-	-	-	-	-	-	-	-	-	-	-	10	100.0
C92-94	Myeloid Leukaemia	42	100.0	-	-	-	-	-	-	-	-	-	-	-	-	42	100.0
C95	LeukaemiaUns	-	-	-	-	-	-	-	-	-	-	-	-	-	-	-	-
C96	CMD, O&U LHM	23	100.0	-	-	-	-	-	-	-	-	-	-	-	-	23	100.0
O&U	Other and Uns	37	100.0	-	-	-	-	-	-	-	-	-	-	-	-	37	100.0
	All Sites	1790	99.5	3	0.2	2	0.1	1	0.1	1	0.1	-	-	2	0.1	1799	100.0

TABLE 12(a): Number (#) and Proportion (%) of Cancers by Site (ICD-10) and Religion - Males

ICD 10	Sites	Hindu		Muslim		Christian		Others		Unknown		Total	
		#	%	#	%	#	%	#	%	#	%	#	%
C00	Lip	2	66.7	1	33.3	-	-	-	-	-	-	3	100.0
C01-02	Tongue	74	73.3	21	20.8	6	5.9	-	-	-	-	101	100.0
C03-06	Mouth	88	59.5	40	27.0	19	12.8	-	-	1	0.7	148	100.0
C07-08	Salivary Gland	4	66.7	1	16.7	1	16.7	-	-	-	-	6	100.0
C09	Tonsil	3	60.0	2	40.0	-	-	-	-	-	-	5	100.0
C10	Oth. Oropharynx	58	85.3	2	2.9	7	10.3	1	1.5	-	-	68	100.0
C11	Nasopharynx	6	75.0	2	25.0	-	-	-	-	-	-	8	100.0
C12-13	Hypopharynx	34	66.7	8	15.7	9	17.6	-	-	-	-	51	100.0
C14	Pharynx Unspecified	1	100.0	-	-	-	-	-	-	-	-	1	100.0
C15	Oesophagus	63	67.0	23	24.5	8	8.5	-	-	-	-	94	100.0
C16	Stomach	79	58.5	48	35.6	8	5.9	-	-	-	-	135	100.0
C17	Small Intestine	2	66.7	-	-	1	33.3	-	-	-	-	3	100.0
C18	Colon	39	56.5	23	33.3	7	10.1	-	-	-	-	69	100.0
C19-20	Rectum	40	54.8	26	35.6	7	9.6	-	-	-	-	73	100.0
C21	Anus & Anal Canal	1	33.3	1	33.3	1	33.3	-	-	-	-	3	100.0
C22	Liver	33	64.7	16	31.4	2	3.9	-	-	-	-	51	100.0
C23-24	Gallbladder etc.	8	50.0	7	43.8	1	6.2	-	-	-	-	16	100.0
C25	Pancreas	23	57.5	13	32.5	4	10.0	-	-	-	-	40	100.0
C30-31	Nose, Sinuses etc.	2	20.0	6	60.0	2	20.0	-	-	-	-	10	100.0
C32	Larynx	59	53.6	28	25.5	23	20.9	-	-	-	-	110	100.0
C33-34	Lung etc.	270	55.3	166	34.0	51	10.5	-	-	1	0.2	488	100.0
C37-38	Other Thoracic Organs	4	57.1	2	28.6	1	14.3	-	-	-	-	7	100.0
C40-41	Bone	12	66.7	6	33.3	-	-	-	-	-	-	18	100.0
C43	Melanoma of Skin	19	54.3	12	34.3	4	11.4	-	-	-	-	35	100.0
C44	Other Skin	1	50.0	1	50.0	-	-	-	-	-	-	2	100.0
C45	Mesothelioma	-	-	-	-	-	-	-	-	-	-	-	-
C46	Kaposi Sarcoma	-	-	-	-	-	-	-	-	-	-	-	-
C47+C49	Conn. & Soft Tissue	7	43.8	9	56.2	-	-	-	-	-	-	16	100.0
C50	Breast	-	-	1	50.0	1	50.0	-	-	-	-	2	100.0
C60	Penis	7	70.0	1	10.0	2	20.0	-	-	-	-	10	100.0
C61	Prostate	66	62.9	25	23.8	14	13.3	-	-	-	-	105	100.0
C62	Testis	3	42.9	4	57.1	-	-	-	-	-	-	7	100.0
C63	Other Male Genital	1	100.0	-	-	-	-	-	-	-	-	1	100.0
C64	Kidney etc.	19	57.6	14	42.4	-	-	-	-	-	-	33	100.0
C65	Renal Pelvis	1	100.0	-	-	-	-	-	-	-	-	1	100.0
C66	Ureter	-	-	-	-	-	-	-	-	-	-	-	-
C67	Bladder	19	43.2	16	36.4	9	20.5	-	-	-	-	44	100.0
C68	Uns. Urinary Organs	-	-	-	-	-	-	-	-	-	-	-	-
C69	Eye	-	-	-	-	-	-	-	-	-	-	-	-
C70-72	Brain, Nervous System	25	69.4	10	27.8	1	2.8	-	-	-	-	36	100.0
C73	Thyroid	10	55.6	5	27.8	3	16.7	-	-	-	-	18	100.0
C74	Adrenal Gland	1	100.0	-	-	-	-	-	-	-	-	1	100.0
C81	Hodgkins Disease	5	41.7	6	50.0	1	8.3	-	-	-	-	12	100.0
C82-85	NHL	49	59.0	24	28.9	10	12.0	-	-	-	-	83	100.0
C88	Malignn.Prol D	-	-	-	-	-	-	-	-	-	-	-	-
C90	Multiple Myeloma	35	66.0	12	22.6	6	11.3	-	-	-	-	53	100.0
C91	Lymphoid Leuk.	18	58.1	10	32.3	3	9.7	-	-	-	-	31	100.0
C92-94	Myeloid Leukaemia	27	65.9	10	24.4	4	9.8	-	-	-	-	41	100.0
C95	LeukaemiaUns	-	-	-	-	-	-	-	-	-	-	-	-
C96	CMD, O&U LHM	13	54.2	7	29.2	4	16.7	-	-	-	-	24	100.0
O&U	Other and Uns	40	64.5	17	27.4	5	8.1	-	-	-	-	62	100.0
	All Sites	1271	59.8	626	29.5	225	10.6	1	0.0	2	0.1	2125	100.0

TABLE 12(b): Number (#) and Proportion (%) of Cancers by Site (ICD-10) and Religion - Females

ICD 10	Sites	Hindu		Muslim		Christian		Others		Unknown		Total	
		#	%	#	%	#	%	#	%	#	%	#	%
C00	Lip	4	66.7	1	16.7	1	16.7	-	-	-	-	6	100.0
C01-02	Tongue	37	66.1	10	17.9	9	16.1	-	-	-	-	56	100.0
C03-06	Mouth	56	60.9	31	33.7	5	5.4	-	-	-	-	92	100.0
C07-08	Salivary Gland	6	66.7	3	33.3	-	-	-	-	-	-	9	100.0
C09	Tonsil	-	-	-	-	-	-	-	-	-	-	-	-
C10	Oth. Oropharynx	4	57.1	3	42.9	-	-	-	-	-	-	7	100.0
C11	Nasopharynx	-	-	-	-	1	100.0	-	-	-	-	1	100.0
C12-13	Hypopharynx	16	64.0	8	32.0	1	4.0	-	-	-	-	25	100.0
C14	Pharynx Unspecified	-	-	-	-	-	-	-	-	-	-	-	-
C15	Oesophagus	38	76.0	7	14.0	5	10.0	-	-	-	-	50	100.0
C16	Stomach	31	73.8	11	26.2	-	-	-	-	-	-	42	100.0
C17	Small Intestine	2	50.0	1	25.0	1	25.0	-	-	-	-	4	100.0
C18	Colon	37	61.7	18	30.0	5	8.3	-	-	-	-	60	100.0
C19-20	Rectum	38	58.5	17	26.2	10	15.4	-	-	-	-	65	100.0
C21	Anus & Anal Canal	1	100.0	-	-	-	-	-	-	-	-	1	100.0
C22	Liver	8	53.3	6	40.0	1	6.7	-	-	-	-	15	100.0
C23-24	Gallbladder etc.	7	70.0	2	20.0	1	10.0	-	-	-	-	10	100.0
C25	Pancreas	10	62.5	5	31.2	1	6.2	-	-	-	-	16	100.0
C30-31	Nose, Sinuses etc.	2	66.7	1	33.3	-	-	-	-	-	-	3	100.0
C32	Larynx	1	33.3	2	66.7	-	-	-	-	-	-	3	100.0
C33-34	Lung etc.	42	60.9	23	33.3	4	5.8	-	-	-	-	69	100.0
C37-38	Other Thoracic Organs	2	100.0	-	-	-	-	-	-	-	-	2	100.0
C40-41	Bone	5	55.6	4	44.4	-	-	-	-	-	-	9	100.0
C43	Melanoma of Skin	16	44.4	15	41.7	5	13.9	-	-	-	-	36	100.0
C44	Other Skin	2	50.0	1	25.0	1	25.0	-	-	-	-	4	100.0
C45	Mesothelioma	-	-	-	-	-	-	-	-	-	-	-	-
C46	Kaposi Sarcoma	-	-	-	-	-	-	-	-	-	-	-	-
C47+C49	Conn. & Soft Tissue	7	38.9	9	50.0	2	11.1	-	-	-	-	18	100.0
C50	Breast	345	64.2	130	24.2	59	11.0	-	-	3	0.6	537	100.0
C51	Vulva	4	100.0	-	-	-	-	-	-	-	-	4	100.0
C52	Vagina	2	66.7	1	33.3	-	-	-	-	-	-	3	100.0
C53	Cervix Uteri	91	63.2	43	29.9	9	6.2	-	-	1	0.7	144	100.0
C54	Corpus Uteri	43	60.6	19	26.8	9	12.7	-	-	-	-	71	100.0
C55	Uterus Unspecified	6	66.7	3	33.3	-	-	-	-	-	-	9	100.0
C56	Ovary etc.	74	67.9	24	22.0	11	10.1	-	-	-	-	109	100.0
C57	Other Female Genital	3	100.0	-	-	-	-	-	-	-	-	3	100.0
C58	Placenta	-	-	-	-	-	-	-	-	-	-	-	-
C64	Kidney etc.	4	40.0	4	40.0	2	20.0	-	-	-	-	10	100.0
C65	Renal Pelvis	-	-	-	-	-	-	-	-	-	-	-	-
C66	Ureter	-	-	1	100.0	-	-	-	-	-	-	1	100.0
C67	Bladder	6	75.0	2	25.0	-	-	-	-	-	-	8	100.0
C68	Uns. Urinary Organs	-	-	-	-	-	-	-	-	-	-	-	-
C69	Eye	-	-	-	-	-	-	-	-	-	-	-	-
C70-72	Brain, Nervous System	13	65.0	6	30.0	1	5.0	-	-	-	-	20	100.0
C73	Thyroid	43	58.9	20	27.4	10	13.7	-	-	-	-	73	100.0
C74	Adrenal Gland	-	-	1	100.0	-	-	-	-	-	-	1	100.0
C81	Hodgkins Disease	5	55.6	1	11.1	3	33.3	-	-	-	-	9	100.0
C82-85	NHL	20	47.6	19	45.2	3	7.1	-	-	-	-	42	100.0
C88	Malignn. Prol D	-	-	-	-	-	-	-	-	-	-	-	-
C90	Multiple Myeloma	26	65.0	8	20.0	5	12.5	-	-	1	2.5	40	100.0
C91	Lymphoid Leuk.	5	50.0	5	50.0	-	-	-	-	-	-	10	100.0
C92-94	Myeloid Leukaemia	27	64.3	12	28.6	3	7.1	-	-	-	-	42	100.0
C95	Leukaemia Uns	-	-	-	-	-	-	-	-	-	-	-	-
C96	CMD, O&U LHM	13	56.5	6	26.1	4	17.4	-	-	-	-	23	100.0
O&U	Other and Uns	28	75.7	7	18.9	2	5.4	-	-	-	-	37	100.0
	All Sites	1130	62.8	490	27.2	174	9.7	-	-	5	0.3	1799	100.0

TABLE 13(a): Number (#) and Proportion (%) of Cancers by Site (ICD-10) and Education - Males

ICD 10	Sites	Primary		Middle		Secondary		Illiterate		Literate		Others		Unknown		Total	
		#	%	#	%	#	%	#	%	#	%	#	%	#	%	#	%
C00	Lip	2	66.7	-	-	-	-	1	33.3	-	-	-	-	-	-	3	100.0
C01-02	Tongue	18	17.8	19	18.8	24	23.8	12	11.9	8	7.9	10	9.9	10	9.9	101	100.0
C03-06	Mouth	35	23.6	36	24.3	22	14.9	22	14.9	21	14.2	4	2.7	8	5.4	148	100.0
C07-08	Salivary Gland	1	16.7	4	66.7	-	-	-	-	1	16.7	-	-	-	-	6	100.0
C09	Tonsil	3	60.0	-	-	1	20.0	-	-	1	20.0	-	-	-	-	5	100.0
C10	Oth. Oropharynx	20	29.4	16	23.5	7	10.3	9	13.2	9	13.2	2	2.9	5	7.4	68	100.0
C11	Nasopharynx	3	37.5	1	12.5	-	-	1	12.5	1	12.5	1	12.5	1	12.5	8	100.0
C12-13	Hypopharynx	14	27.5	10	19.6	6	11.8	8	15.7	5	9.8	3	5.9	5	9.8	51	100.0
C14	Pharynx Unspecified	1	100.0	-	-	-	-	-	-	-	-	-	-	-	-	1	100.0
C15	Oesophagus	32	34.0	22	23.4	10	10.6	11	11.7	13	13.8	-	-	6	6.4	94	100.0
C16	Stomach	40	29.6	40	29.6	17	12.6	19	14.1	9	6.7	2	1.5	8	5.9	135	100.0
C17	Small Intestine	-	-	2	66.7	-	-	-	-	1	33.3	-	-	-	-	3	100.0
C18	Colon	17	24.6	17	24.6	17	24.6	6	8.7	2	2.9	7	10.1	3	4.3	69	100.0
C19-20	Rectum	19	26.0	16	21.9	12	16.4	14	19.2	7	9.6	1	1.4	4	5.5	73	100.0
C21	Anus & Anal Canal	2	66.7	-	-	1	33.3	-	-	-	-	-	-	-	-	3	100.0
C22	Liver	14	27.5	9	17.6	8	15.7	6	11.8	5	9.8	6	11.8	3	5.9	51	100.0
C23-24	Gallbladder etc.	3	18.8	6	37.5	2	12.5	3	18.8	1	6.2	-	-	1	6.2	16	100.0
C25	Pancreas	16	40.0	8	20.0	5	12.5	6	15.0	1	2.5	3	7.5	1	2.5	40	100.0
C30-31	Nose, Sinuses etc.	2	20.0	3	30.0	2	20.0	-	-	-	-	2	20.0	1	10.0	10	100.0
C32	Larynx	32	29.1	37	33.6	8	7.3	14	12.7	7	6.4	6	5.5	6	5.5	110	100.0
C33-34	Lung etc.	162	33.2	130	26.6	49	10.0	63	12.9	45	9.2	7	1.4	32	6.6	488	100.0
C37-38	Other Thoracic Organs	1	14.3	1	14.3	2	28.6	-	-	-	-	3	42.9	-	-	7	100.0
C40-41	Bone	1	5.6	2	11.1	5	27.8	3	16.7	1	5.6	3	16.7	3	16.7	18	100.0
C43	Melanoma of Skin	12	34.3	4	11.4	4	11.4	5	14.3	5	14.3	1	2.9	4	11.4	35	100.0
C44	Other Skin	-	-	1	50.0	1	50.0	-	-	-	-	-	-	-	-	2	100.0
C45	Mesothelioma	-	-	-	-	-	-	-	-	-	-	-	-	-	-	-	-
C46	Kaposi Sarcoma	-	-	-	-	-	-	-	-	-	-	-	-	-	-	-	-
C47+C49	Conn. & Soft Tissue	3	18.8	5	31.2	2	12.5	4	25.0	-	-	1	6.2	1	6.2	16	100.0
C50	Breast	-	-	1	50.0	1	50.0	-	-	-	-	-	-	-	-	2	100.0
C60	Penis	3	30.0	2	20.0	-	-	2	20.0	1	10.0	1	10.0	1	10.0	10	100.0
C61	Prostate	30	28.6	29	27.6	10	9.5	15	14.3	7	6.7	9	8.6	5	4.8	105	100.0
C62	Testis	1	14.3	3	42.9	1	14.3	-	-	-	-	1	14.3	1	14.3	7	100.0
C63	Other Male Genital	-	-	-	-	-	-	-	-	-	-	1	100.0	-	-	1	100.0
C64	Kidney etc.	6	18.2	10	30.3	6	18.2	3	9.1	1	3.0	3	9.1	4	12.1	33	100.0
C65	Renal Pelvis	-	-	1	100.0	-	-	-	-	-	-	-	-	-	-	1	100.0
C66	Ureter	-	-	-	-	-	-	-	-	-	-	-	-	-	-	-	-
C67	Bladder	10	22.7	9	20.5	7	15.9	6	13.6	5	11.4	4	9.1	3	6.8	44	100.0
C68	Uns.Urinary Organs	-	-	-	-	-	-	-	-	-	-	-	-	-	-	-	-
C69	Eye	-	-	-	-	-	-	-	-	-	-	-	-	-	-	-	-
C70-72	Brain, Nervous System	7	19.4	10	27.8	5	13.9	3	8.3	1	2.8	8	22.2	2	5.6	36	100.0
C73	Thyroid	2	11.1	3	16.7	5	27.8	4	22.2	1	5.6	2	11.1	1	5.6	18	100.0
C74	Adrenal Gland	-	-	1	100.0	-	-	-	-	-	-	-	-	-	-	1	100.0
C81	Hodgkins Disease	1	8.3	3	25.0	3	25.0	-	-	1	8.3	3	25.0	1	8.3	12	100.0
C82-85	NHL	10	12.0	18	21.7	24	28.9	7	8.4	6	7.2	10	12.0	8	9.6	83	100.0
C88	Maligmn.Prol D	-	-	-	-	-	-	-	-	-	-	-	-	-	-	-	-
C90	Multiple Myeloma	15	28.3	12	22.6	2	3.8	9	17.0	5	9.4	7	13.2	3	5.7	53	100.0
C91	Lymphoid Leuk.	5	16.1	2	6.5	5	16.1	4	12.9	1	3.2	11	35.5	3	9.7	31	100.0
C92-94	Myeloid Leukaemia	4	9.8	9	22.0	12	29.3	4	9.8	2	4.9	7	17.1	3	7.3	41	100.0
C95	LeukaemiaUns	-	-	-	-	-	-	-	-	-	-	-	-	-	-	-	-
C96	CMD, O&U LHM	4	16.7	2	8.3	5	20.8	5	20.8	-	-	5	20.8	3	12.5	24	100.0
O&U	Other and Uns	15	24.2	18	29.0	5	8.1	8	12.9	6	9.7	3	4.8	7	11.3	62	100.0
	All Sites	566	26.6	522	24.6	296	13.9	277	13.0	180	8.5	137	6.4	147	6.9	2125	100.0

TABLE 13(b): Number(#) and Proportion(%) of Cancers by Site (ICD-10) and Education - Females

ICD 10	Sites	Primary		Middle		Secondary		Illiterate		Literate		Others		Unknown		Total	
		#	%	#	%	#	%	#	%	#	%	#	%	#	%	#	%
C00	Lip	1	16.7	1	16.7	4	66.7	-	-	-	-	-	-	-	-	6	100.0
C01-02	Tongue	12	21.4	10	17.9	15	26.8	6	10.7	8	14.3	-	-	5	8.9	56	100.0
C03-06	Mouth	17	18.5	8	8.7	54	58.7	1	1.1	8	8.7	-	-	4	4.3	92	100.0
C07-08	Salivary Gland	4	44.4	1	11.1	-	-	1	11.1	1	11.1	-	-	2	22.2	9	100.0
C09	Tonsil	-	-	-	-	-	-	-	-	-	-	-	-	-	-	-	-
C10	Oth. Oropharynx	2	28.6	1	14.3	2	28.6	-	-	2	28.6	-	-	-	-	7	100.0
C11	Nasopharynx	-	-	-	-	-	-	-	-	-	-	-	-	1	100.0	1	100.0
C12-13	Hypopharynx	4	16.0	6	24.0	9	36.0	3	12.0	2	8.0	-	-	1	4.0	25	100.0
C14	Pharynx Unspecified	-	-	-	-	-	-	-	-	-	-	-	-	-	-	-	-
C15	Oesophagus	15	30.0	6	12.0	16	32.0	4	8.0	8	16.0	-	-	1	2.0	50	100.0
C16	Stomach	10	23.8	5	11.9	9	21.4	7	16.7	4	9.5	2	4.8	5	11.9	42	100.0
C17	Small Intestine	-	-	-	-	2	50.0	1	25.0	1	25.0	-	-	-	-	4	100.0
C18	Colon	17	28.3	16	26.7	7	11.7	6	10.0	12	20.0	-	-	2	3.3	60	100.0
C19-20	Rectum	15	23.1	14	21.5	16	24.6	5	7.7	8	12.3	1	1.5	6	9.2	65	100.0
C21	Anus & Anal Canal	-	-	-	-	-	-	-	-	1	100.0	-	-	-	-	1	100.0
C22	Liver	2	13.3	2	13.3	2	13.3	4	26.7	2	13.3	-	-	3	20.0	15	100.0
C23-24	Gallbladder etc.	1	10.0	-	-	3	30.0	3	30.0	2	20.0	1	10.0	-	-	10	100.0
C25	Pancreas	2	12.5	3	18.8	1	6.2	2	12.5	3	18.8	3	18.8	2	12.5	16	100.0
C30-31	Nose, Sinuses etc.	1	33.3	-	-	1	33.3	-	-	-	-	1	33.3	-	-	3	100.0
C32	Larynx	-	-	-	-	1	33.3	-	-	2	66.7	-	-	-	-	3	100.0
C33-34	Lung etc.	21	30.4	14	20.3	8	11.6	10	14.5	6	8.7	1	1.4	9	13.0	69	100.0
C37-38	Other Thoracic Organs	-	-	-	-	1	50.0	-	-	-	-	1	50.0	-	-	2	100.0
C40-41	Bone	3	33.3	1	11.1	-	-	2	22.2	2	22.2	1	11.1	-	-	9	100.0
C43	Melanoma of Skin	11	30.6	6	16.7	8	22.2	3	8.3	4	11.1	1	2.8	3	8.3	36	100.0
C44	Other Skin	-	-	2	50.0	1	25.0	1	25.0	-	-	-	-	-	-	4	100.0
C45	Mesothelioma	-	-	-	-	-	-	-	-	-	-	-	-	-	-	-	-
C46	Kaposi Sarcoma	-	-	-	-	-	-	-	-	-	-	-	-	-	-	-	-
C47+C49	Conn. & Soft Tissue	3	16.7	4	22.2	1	5.6	4	22.2	1	5.6	4	22.2	1	5.6	18	100.0
C50	Breast	103	19.2	115	21.4	61	11.4	122	22.7	48	8.9	55	10.2	33	6.1	537	100.0
C51	Vulva	1	25.0	1	25.0	1	25.0	-	-	-	-	-	-	1	25.0	4	100.0
C52	Vagina	1	33.3	-	-	1	33.3	-	-	1	33.3	-	-	-	-	3	100.0
C53	Cervix Uteri	34	23.6	32	22.2	31	21.5	15	10.4	16	11.1	2	1.4	14	9.7	144	100.0
C54	Corpus Uteri	17	23.9	22	31.0	6	8.5	10	14.1	9	12.7	4	5.6	3	4.2	71	100.0
C55	Uterus Unspecified	2	22.2	3	33.3	-	-	-	-	2	22.2	2	22.2	-	-	9	100.0
C56	Ovary etc.	17	15.6	26	23.9	15	13.8	16	14.7	22	20.2	7	6.4	6	5.5	109	100.0
C57	Other Female Genital	1	33.3	-	-	-	-	2	66.7	-	-	-	-	-	-	3	100.0
C58	Placenta	-	-	-	-	-	-	-	-	-	-	-	-	-	-	-	-
C64	Kidney etc.	3	30.0	2	20.0	1	10.0	2	20.0	-	-	1	10.0	1	10.0	10	100.0
C65	Renal Pelvis	-	-	-	-	-	-	-	-	-	-	-	-	-	-	-	-
C66	Ureter	-	-	-	-	1	100.0	-	-	-	-	-	-	-	-	1	100.0
C67	Bladder	2	25.0	1	12.5	3	37.5	1	12.5	1	12.5	-	-	-	-	8	100.0
C68	Uns.Urinary Organs	-	-	-	-	-	-	-	-	-	-	-	-	-	-	-	-
C69	Eye	-	-	-	-	-	-	-	-	-	-	-	-	-	-	-	-
C70-72	Brain, Nervous System	8	40.0	3	15.0	-	-	4	20.0	3	15.0	-	-	2	10.0	20	100.0
C73	Thyroid	11	15.1	21	28.8	6	8.2	16	21.9	7	9.6	7	9.6	5	6.8	73	100.0
C74	Adrenal Gland	-	-	-	-	-	-	-	-	-	-	1	100.0	-	-	1	100.0
C81	Hodgkins Disease	1	11.1	1	11.1	1	11.1	2	22.2	1	11.1	3	33.3	-	-	9	100.0
C82-85	NHL	11	26.2	7	16.7	3	7.1	9	21.4	8	19.0	3	7.1	1	2.4	42	100.0
C88	Maliglmn.Prol D	-	-	-	-	-	-	-	-	-	-	-	-	-	-	-	-
C90	Multiple Myeloma	11	27.5	7	17.5	5	12.5	6	15.0	6	15.0	1	2.5	4	10.0	40	100.0
C91	Lymphoid Leuk.	2	20.0	3	30.0	-	-	3	30.0	2	20.0	-	-	-	-	10	100.0
C92-94	Myeloid Leukaemia	2	4.8	11	26.2	5	11.9	9	21.4	6	14.3	3	7.1	6	14.3	42	100.0
C95	LeukaemiaUns	-	-	-	-	-	-	-	-	-	-	-	-	-	-	-	-
C96	CMD, O&U LHM	3	13.0	7	30.4	3	13.0	5	21.7	2	8.7	1	4.3	2	8.7	23	100.0
O&U	Other and Uns	11	29.7	8	21.6	7	18.9	3	8.1	7	18.9	1	2.7	-	-	37	100.0
	All Sites	382	21.2	370	20.6	311	17.3	288	16.0	218	12.1	107	5.9	123	6.8	1799	100.0

**DETAILED
INFORMATION-MCC**

Table 1: Number of New and Old Cancer Cases

Sex	Old		New		Total
	#	%	#	%	
Female	607	33.7%	1192	66.3%	1799
Male	574	27.0%	1551	73.0%	2125

Table 2: Number and Proportion of System wise & Sex wise Cancer Incidence

System	Male	%	Female	%	Total
Head & Neck	539	65.7%	281	34.3%	820
Digestive Organs	494	64.6%	271	35.4%	765
Respiratory system	487	87.6%	69	12.4%	556
Breast	2	0.4%	537	99.6%	539
Hematological and RE System	223	58.8%	156	41.2%	379
Gynecological system	343	100.0%	343
Male genital organ	123	100.0%	123
Urinary tract	78	80.4%	19	19.6%	97
Primary unknown	59	66.3%	30	33.7%	89
skin	35	48.6%	37	51.4%	72
CNS	36	64.3%	20	35.7%	56
Soft tissue system	14	43.8%	18	56.3%	32
skeletal-bones etc.	22	68.8%	10	31.3%	32
Intrathoracic organs	9	69.2%	4	30.8%	13
Endocrine glands	2	33.3%	4	66.7%	6
Peripheral nervous system	2	100.0%	0	0.0%	2

Table 3: Number (#) and Proportion of System wise& Alcohol Habit

System wise Alcohol habit													
System	No-Habit	%	Habit	%	Chronic	%	Occasional	%	Ex-Habit	%	Unknown	%	Total
Head & Neck	456	55.6	0	0.0	315	38.4	3	0.4	0	0.0	46	5.6	820
Digestive Organs	533	69.7	2	0	204	26.7	3	0	0	0	23	3.0	765
Respiratory system	341	61.3	1	0	190	34.2	5	1	1	0	17	3.1	556
Breast	503	93.3	0	0	11	2.0	0	0	0	0	25	4.6	539
Hematological and RE System	291	76.8	1	0	67	17.7	2	1	1	0	16	4.2	379
Gynecological system	326	95.0	0	0	10	3	0	0	0	0	7	2.0	343
Male genital organ	72	58.5	0	0	48	39.0	0	0	0	0	3	2.4	123
Urinary tract	65	67.0	1	1	29	29.9	1	1	0	0	1	1.0	97
Primary unknown	62	69.7	1	1	21	23.6	0	0	0	0	5	5.6	89
skin	58	80.6	0	0	14	19.4	0	0	0	0	0	0.0	72
CNS	44	78.6	1	2	10	17.9	0	0	0	0	1	1.8	56
Soft tissue system	27	84.4	0	0	3	9.4	0	0	0	0	2	6.3	32

skeletal-bones etc.	25	78.1	0	0	6	18.8	0	0	0	0	1	3.1	32
Intrathoracic organs	11	84.6	0	0	2	15.4	0	0	0	0	0	0.0	13
Endocrine glands	6	100.0	0	0	0	0.0	0	0	0	0	0	0.0	6
Peripheral nervous system	1	50.0	0	0	1	50	0	0	0	0	0	0.0	2

Table 4: Number (#) and Proportion of System Wise & Pan chewing Habit

System wise Pan chewing													
System	No-Habit	%	Habit	%	Chronic	%	Occasional	%	Ex-Habit	%	Unknown	%	Total
Head & Neck	539	65.7	1	0.12	231	28.2	2	0.2	1	0.1	46	5.6	820
Digestive Organs	648	84.7	1	0.13	93	12.2	0	0	0	0	23	3.0	765
Respiratory system	465	83.6	0	0	72	12.9	1	0.2	0	0	18	3.2	556
Breast	480	89.1	0	0	34	6.3	0	0	0	0	25	4.6	539
Hematological and RE System	334	88.1	0	0	28	7.4	1	0.3	0	0	16	4.2	379
Gynecological system	303	88.3	1	0.29	32	9.3	0	0	0	0	7	2.0	343
Male genital organ	99	80.5	0	0	19	15.4	2	1.6	0	0	3	2.4	123
Urinary tract	88	90.7	0	0	8	8.2	0	0	0	0	1	1.0	97
Primary unknown	67	75.3	0	0	17	19.1	0	0	0	0	5	5.6	89
skin	56	77.8	0	0	15	20.8	1	1.4	0	0	0	0.0	72
CNS	49	87.5	0	0	6	10.7	0	0	0	0	1	1.8	56
Soft tissue system	28	87.5	0	0	2	6.3	0	0	0	0	2	6.3	32
Skeletal-bones etc.	31	96.9	0	0	0	0.0	0	0	0	0	1	3.1	32
Intrathoracic organs	13	100.0	0	0	0	0.0	0	0	0	0	0	0.0	13
Endocrine glands	4	66.7	0	0	2	33.3	0	0	0	0	0	0.0	6
Peripheral nervous system	2	100.0	0	0	0	0.0	0	0	0	0	0	0.0	2

Table 5: Number (#) and Proportion of System Wise Smoking Habit

System wise Smoking Habit													
System	No-Habit	%	Habit	%	Chronic	%	Occasional	%	Ex-Habit	%	Unknown	%	Total
Head & Neck	413	50.4	1	0.12	358	43.7	2	0.2	0	0.0	46	5.6	820
Digestive Organs	455	59.5	2	0	283	37.0	1	0	1	0	23	3.0	765
Respiratory system	161	29.0	1	0	377	67.8	0	0	0	0	17	3.1	556
Breast	511	94.8	0	0	3	0.6	0	0	0	0	25	4.6	539
Hematological and RE System	282	74.4	0	0	80	21.1	1	0	0	0	16	4.2	379
Gynecological system	334	97.4	0	0	2	1	0	0	0	0	7	2.0	343
Male genital organ	61	49.6	0	0	59	48.0	0	0	0	0	3	2.4	123
Urinary tract	45	46.4	0	0	50	51.5	0	0	1	1	1	1.0	97
Primary unknown	54	60.7	0	0	29	32.6	0	0	1	1	5	5.6	89

skin	49	68.1	0	0	23	31.9	0	0	0	0	0	0.0	72
CNS	42	75.0	0	0	13	23.2	0	0	0	0	1	1.8	56
Soft tissue system	25	78.1	0	0	5	15.6	0	0	0	0	2	6.3	32
skeletal-bones etc	26	81.3	0	0	5	15.6	0	0	0	0	1	3.1	32
Intrathoracic organs	12	92.3	0	0	1	7.7	0	0	0	0	0	0.0	13
Endocrine glands	5	83.3	0	0	1	16.7	0	0	0	0	0	0.0	6
Peripheral nervous system	1	50.0	0	0	1	50	0	0	0	0	0	0.0	2

Family History/ Hereditary Cancer

Table 6: Numbers (#) and Proportion of Family History with Hereditary Cancers

Site wise Family History							
Site	Family History	%	No family History	%	Un-known	%	Total
Breast	152	28.2%	365	67.7%	22	4.1%	539
colon	44	34.1%	82	63.6%	3	2.3%	129
ovary	22	20.2%	86	78.9%	1	0.9%	109
Prostate	13	12.4%	89	84.8%	3	2.9%	105

Table 7: Numbers (#) and Proportion of System Wise & Family History

System wise Family History							
Site	No Family History	%	family History	%	Un-known	%	Total
Head & Neck	593	72.3	187	22.8	40	4.9	820
Digestive Organs	554	72.4	188	24.6	20	2.6	765
Respiratory system	470	84.5	72	12.9	14	2.5	556
Breast	365	67.7	152	28.2	22	4.1	539
Hematological and RE System	323	85.2	40	10.6	14	3.7	379
Gynecological system	249	72.6	88	25.7	6	1.7	343
Male genital organ	102	82.9	18	14.6	3	2.4	123
Urinary tract	79	81.4	17	17.5	1	1.0	97
Primary unknown	74	83.1	10	11.2	5	5.6	89
skin	57	79.2	15	20.8	0	0.0	72
CNS	50	89.3	4	7.1	1	1.8	56
Soft tissue system	24	75.0	5	15.6	3	9.4	32
skeletal-bones etc.	27	84.4	4	12.5	1	3.1	32
Intrathoracic organs	10	76.9	3	23.1	0	0	13
Endocrine glands	5	83.3	1	16.7	0	0	6
Peripheral nervous system	1	50.0	1	50.0	0	0	2

Ten Leading Cancers - irrespective of Sex

Sl. No	Site	#	%
1	Lung	557	14.2
2	Breast	539	13.7
3	Mouth	240	6.1
4	Stomach	177	4.5
5	NHL	172	4.4
6	Tongue	157	4.0
7	Cervix	144	3.7
8	Esophagus	144	3.7
9	Rectum	138	3.5
10	Colon	129	3.3

I. Lung Cancer

- Total Number (ICD 10: C33-34) :557 (12.4% in females and 87.6% in males)
- Lung cancer is the first leading cancer among males
- Ist leading cancer among males : 87.6%
- Peak age group: 61-65years in males and females
- Histology: Squamous cell carcinoma: 13% in females and 26% in males.
- Method of diagnosis: Microscopic : 85.5% in females and 82.8% in males
- Detailed Microscopic diagnosis: Histology of Primary: 59.4% in females and 66.4% in males.
- Broad treatment group: Treatment only at RI: 27.5% in females and 41% in males
- Clinical extent of disease before treatment: Dis-tant: 69% in females and 64.3% in males
- Intention to treat for new patients : Palliative: 89.5% in females and 84.1% in males
- Composite stage: Stage 3: 73%

Table8: Number and Relative Proportion of Lung cancer by five year age group

Lung					
Age	Male	%	Female	%	Total
31-35	0	0.0%	1	1.4%	1
36-40	3	0.6%	0	0.0%	3
41-45	10	2.0%	1	1.4%	11
46-50	26	5.3%	7	10.1%	33
51-55	47	9.6%	12	17.4%	59
56-60	94	19.3%	10	14.5%	104
61-65	121	24.8%	14	20.3%	135
66-70	90	18.4%	9	13.0%	99
71-75	61	12.5%	7	10.1%	68
>75	36	7.4%	8	11.6%	44
Total	488	100%	69	100%	557

Table 9: Number and Relative Proportion of Lungcancer by Broad Treatment Groups

Lung					
Broad Treatment Group	Male	%	Female	%	Total
No treatment	169	35%	28	40.6%	197
Incomplete/Treatment advised but not accepted	67	13.7%	11	15.9%	78
Prior & Treatment at RI	21	4%	4	5.8%	25
Prior Treatment Only	30	6.1%	7	10.1%	37
Treatment only at RI	201	41%	19	27.5%	220
Total	488	100%	69	100%	557

Table 10: Number and Relative Proportion of Lung cancer by Clinical Extent of Disease

Lung					
Clinical Extent before Treatment	Male	%	Female	%	Total
Direct Extension with Regional Nodes	101	20.7%	9	13.0%	110
Distant Metastasis	314	64.3%	48	69.6%	362
Localized	8	1.6%	1	1.4%	9
Others	6	1.2%	0	0.0%	6
Recurrent	2	0.4%	1	1.4%	3
Regional Nodes	1	0.2%	0	0.0%	1
Too Advanced	40	8.2%	8	11.6%	48
Treated Elsewhere	3	0.6%	2	2.9%	5
Total	488	100%	69	100%	557

Table 11: Number and Relative Proportion of Lung cancer by histology

Lung					
Morphology	Male	%	Female	%	Total
Adenocarcinoma	120	25%	25	36.2%	145
Adenocystic Carcinoma	1	0%	0	0.0%	1
AdenoSquamous Cell Carcinoma	5	1%	2	2.9%	7
Carcinoid Tumor	1	0%	0	0.0%	1
Carcinoma	16	3%	3	4.3%	19
Large Cell Neuroendocrine Carcinoma	4	1%	0	0.0%	4
MucinousAdenocarcinoma	2	0%	0	0.0%	2
Neoplasm Malignant	142	29%	23	33.3%	165
Neuroendocrine Carcinoma	2	0%	0	0.0%	2
Non-Small Cell Carcinoma	19	4%	0	0.0%	19
others	4	1%	1	1.4%	5

Papillary Adenocarcinoma	0	0%	3	4.3%	3
Signet Ring Cell Carcinoma	1	0%	0	0.0%	1
Small Cell Carcinoma	42	9%	3	4.3%	45
Squamous Cell Carcinoma	129	26%	9	13.0%	138
Total	488	100%	69	100%	557

Table 12: Number and Relative Proportion of Lung cancer by Intention to treat for new patients

Lung					
Intention	Male	%	Female	%	Total
Curative / Radical	31	15.4%	2	10.5%	33
Pain Relief only	1	0.5%	0	0.0%	1
Palliative	169	84.1%	17	89.5%	186
Total	201	100%	19	100%	220

Table 13: Number and Relative Proportion of Lung cancer by Composite stage

Lung		
staging	#	%
Stage1	12	2%
stage2	109	20%
stage3	407	73%
stage4	15	3%
unknown	14	3%

Table 14: Number and Relative Proportion of Lung cancer by Method of Diagnosis

Lung				
Method of Diagnosis	Male	%	Female	%
Angiography	1	0.2%	0	0.0%
Cytology of Metastasis	26	5.3%	3	4.3%
Cytology of Primary	19	3.9%	5	7.2%
Histology of Metastasis	37	7.6%	11	15.9%
Histology of Primary	324	66.4%	41	59.4%
Endoscopy/surgery etc.	79	16.2%	9	13.0%
X-Ray	2	0.4%	0	0.0%
Total	488	100%	69	100%

Table 15: Number and Relative Proportion of Lung cancer by Diagnostic status

Lung				
Diagnostic status	Male	%	Female	%
Microscopically Confirmed	404	82.8%	59	85.5%
No registered at RI	1	0.2%	1	1.4%
Suspected (Clinically / To rule out Malignancy)	6	1.2%	1	1.4%
Suspected (Microscopically / Radiologically)	77	15.8%	8	11.6%
Total	488	100%	69	100%

II. Breast Cancer

- Total Number (ICD 10: C50) : 539
- Breast cancer is the first leading cancer among females
- Ist leading cancer among females: 29.8 %
- Peak age group: 46-50 years in females
- Histology: Infiltrating Ductal Carcinoma: 87.3% in females
- Method of diagnosis: Microscopic : 96.5 % in females
- Detailed Microscopic diagnosis: Histology of Primary: 92.6% in females
- Broad treatment group: Treatment only at RI: 48.6% in females
- Clinical extent of disease before treatment: Direct extension with regional node: 42.3%
- Intention to treat : Curative/Radical: 85.4%
- Composite stage : Stage 2: 49%

Table 15: Number and Relative Proportion of Breast cancer by five year age group

Breast					
Age	Male	%	Female	%	Total
21-25	0	0.0%	2	0.4%	2
26-30	0	0.0%	8	1.5%	8
31-35	0	0.0%	27	5.0%	27
36-40	0	0.0%	52	9.7%	52
41-45	0	0.0%	76	14.2%	76
46-50	0	0.0%	88	16.4%	88
51-55	0	0.0%	66	12.3%	66
56-60	0	0.0%	69	12.8%	69
61-65	0	0.0%	66	12.3%	66
66-70	0	0.0%	42	7.8%	42
71-75	1	50.0%	24	4.5%	25
>75	1	50.0%	17	3.2%	18
Total	2	100%	537	100%	539

Table 16 : Number and Relative Proportion of Breast cancer by Broad treatment group

Breast					
Broad Treatment Group	Male	%	Female	%	Total
No treatment	0	0%	45	8.4%	45
Incomplete/Treatment advised but not accepted	1	50.0%	34	6.3%	35
Prior & Treatment at RI	0	0%	123	22.9%	123
Prior Treatment Only	1	50.0%	74	13.8%	75
Treatment only at RI	0	0%	261	48.6%	261
Total	2	100%	537	100%	539

Table 17: Number and Relative Proportion of Breast cancer by Clinical extent of disease

Breast					
Clinical Extent before Treatment	Male	%	Female	%	Total
Direct Extension	0	0.0%	100	18.6%	100
Direct Extension with Regional Nodes	0	0.0%	227	42.3%	227
Distant Metastasis	1	50.0%	78	14.5%	79
Localized	1	50.0%	92	17.1%	93
Others	0	0.0%	1	0.2%	1
Recurrent	0	0.0%	4	0.7%	4
Regional Nodes	0	0.0%	1	0.2%	1
Too Advanced	0	0.0%	2	0.4%	2
Treated Elsewhere	0	0.0%	32	6.0%	32
Total	2	100%	537	100%	539

Table 18: Number and Relative Proportion of Breast cancer by Composite stage

Breast		
staging	#	%
Stage1	35	6%
stage2	262	49%
stage3	138	26%
stage4	74	14%
unknown	30	6%

Table 19 : Number and Relative Proportion of Breast cancer by intention to treat for new patients

Breast					
intention	Male	%	Female	%	Total
Curative / Radical	0	0	223	85.4%	223
Pallative	0	0	36	13.8%	36
Symptomatic	0	0	1	0.4%	1
Unknown	0	0	1	0.4%	1
Total	0	0	261	100%	261

Table 20: Number and Relative Proportion of Breast cancer by Method of Diagnosis

Breast				
Method of Diagnosis	Male	%	Female	%
Cytology of Metastasis	0	0	2	0.37%
Cytology of Primary	0	0	30	5.59%
Histology of Metastasis	0	0	1	0.19%
Histology of Primary	1	50%	497	92.6%
Endoscopy/surgery etc.	1	50%	7	1.30%
Total	2	100%	537	100%

Table 21: Number and Relative Proportion of Breast cancer by Diagnostic status

Breast				
Diagnostic status	Male	%	Female	%
Microscopically Confirmed	1	50.0%	518	96.5%
No registered at RI	1	50.0%	15	2.8%
Suspected (Clinically / To rule out Malignancy)	0	0.0%	3	0.6%
Suspected (Microscopically / Radiologically)	0	0.0%	1	0.2%
Total	2	100%	537	100%

Table 22: Number and Relative Proportion of Breast cancer by histology

Breast					
Morphology	Male	%	Female	%	total
Carcinoma	0	0%	23	4.3%	23
Infiltrating Duct Carcinoma	1	50%	469	87.3%	470
Lobular Carcinoma	0	0%	11	2.0%	11
Medullary Carcinoma	0	0%	2	0.4%	2
MucinousAdenocarcinoma	0	0%	8	1.5%	8
neoplasm Malignant	1	50%	9	1.7%	10
Neuroendocrine Carcinoma	0	0%	2	0.4%	2
others	0	0%	3	0.6%	3
Papillary Carcinoma	0	0%	5	0.9%	5
Phylloides Tumor	0	0%	4	0.7%	4
Squamous Cell Carcinoma	0	0%	1	0.2%	1
Total	2	100%	537	100%	539

III. Mouth Cancer

- Total Number (ICD 10: C03-06) : 240
- 2nd leading cancer among males.
- 4th leading cancer among females
- Peak age group: 66-70 years in males and 66-70 years in females
- Histology : Squamous cell carcinoma : 80.4% in females and 82% in males
- Method of diagnosis: Microscopic: 98.9% in females and 98% in males
- Detailed Microscopic diagnosis: Histology of Primary: 96.7 % in females and 93.2% in males.
- Broad treatment group: Treatment Only at RI: 65.2% in females and 55% in males
- Clinical extent of disease before treatment: Direct extension with regional nodes :46.7% in females and 45.3% in males
- Intention to treat for new patients : Curative/Radical: 43.3% in females and 67.9% in males
- Composite stage : Stage 3 : 48%

Table23: Number and Relative Proportion of Mouth cancer by five year age group

Mouth					
Age	Male	%	Female	%	Total
31-35	2	1.4%	0	0.0%	2
36-40	3	2.0%	1	1.1%	4
41-45	9	6.1%	1	1.1%	10
46-50	20	13.5%	5	5.4%	25
51-55	16	10.8%	9	9.8%	25
56-60	18	12.2%	12	13.0%	30
61-65	23	15.5%	17	18.5%	40
66-70	23	15.5%	18	19.6%	41
71-75	11	7.4%	11	12.0%	22
>75	23	15.5%	18	19.6%	41
Total	148	100%	92	100%	240

Table 24: Number and Relative Proportion of Mouth cancer by Broad treatment group

Mouth					
Broad Treatment Group	Male	%	Female	%	Total
No treatment	19	13%	9	9.8%	28
Incomplete/Treatment advised but not accepted	19	12.8%	12	13.0%	31
Prior & Treatment at RI	12	8%	4	4.3%	16
Prior Treatment Only	17	11.5%	7	7.6%	24
Treatment only at RI	81	55%	60	65.2%	141
Total	148	100%	92	100%	240

Table 25: Number and Relative Proportion of Mouth cancer by Clinical Extent of Disease

Mouth					
Clinical Extent before Treatment	Male	%	Female	%	Total
Direct Extension	35	23.6%	16	17.4%	51
Direct Extension with Regional Nodes	67	45.3%	43	46.7%	110
Distant Metastasis	3	2.0%	4	4.3%	7
Localized	18	12.2%	13	14.1%	31
Recurrent	10	6.8%	5	5.4%	15
Regional Nodes	0	0.0%	1	1.1%	1
Too Advanced	10	6.8%	7	7.6%	17
Treated Elsewhere	5	3.4%	3	3.3%	8
Total	148	100.0%	92	100.0%	240

Table 26: Number and Relative Proportion of Mouth cancer by Composite stage

Mouth		
staging	#	%
Stage1	22	9%
stage2	28	12%
stage3	115	48%
stage4	64	27%
unknown	11	5%

Table 27: Number and Relative Proportion of Mouth cancer by intention to treat for new patients

Mouth					
intention	Male	%	Female	%	Total
Curative / Radical	55	67.9%	26	43.3%	81
Pain Relief only	0	0.0%	1	1.7%	1
Palliative	26	32.1%	33	55.0%	59
Total	81	100%	60	100%	141

Table 28: Number and Relative Proportion of Mouth Cancer by Method of diagnosis

Mouth					
Method of Diagnosis	Male	%	Female	%	Total
Cytology of Metastasis	4	2.7%	0	0.0%	4
Cytology of Primary	3	2.0%	2	2.2%	5
Histology of Primary	138	93.2%	89	96.7%	227
Endoscopy/surgery etc.	3	2.0%	1	1.1%	4
Total	148	100%	92	100%	240

Table 29: Number and Relative Proportion of Mouth Cancer by Diagnostic status

Mouth				
Diagnostic status	Male	%	Female	%
Microscopically Confirmed	145	98%	91	98.9%
No registered at RI	1	0.7%	0	0.0%
Suspected (Clinically / To rule out Malignancy)	2	1.4%	1	1.1%
Total	148	138%	92	100%

Table 30: Number and Relative Proportion of Mouth Cancer by Morphology

Mouth					
Morphology	Male	%	Female	%	total
Adenocarcinoma	2	1%	0	0.0%	2
Adenocystic Carcinoma	0	0%	1	1.1%	1
Carcinoma	5	3%	4	4.3%	9
Malignant Melanoma	0	0%	1	1.1%	1
Micro invasive Squamous Cell Carcinoma	5	3%	2	2.2%	7
Mucoepidermoid Carcinoma	4	3%	0	0.0%	4
MucinousAdenocarcinoma	0	0%	1	1.1%	1
Neoplasm Malignant	3	2%	1	1.1%	4
others	2	1%	1	1.1%	3
Squamous Cell Carcinoma	121	82%	74	80.4%	195
Squamous Cell Carcinoma Keratinizing	2	1%	0	0.0%	2
Verrucous Carcinoma	4	3%	7	7.6%	11
Total	148	100%	92	100%	240

IV Stomach Cancer

- Total Number (ICD 10: C16) :177
- Stomach cancer is the 3rd leading site among males
- Peak age group: 61-65 years in males and 56-60 years in females
- Histology : Adenocarcinoma :59 % in males and 38.1% in females
- Method of diagnosis: Microscopic: 90.4% in males and 97.6% in females
- Detailed Microscopic diagnosis: Histology of Primary: 88.1% in males and 92.9% in females.
- Broad treatment group: Treatment only at RI: 27% in males and 28.6% in females
- Clinical extent of disease before treatment: Distant: 39.3% in males and 33% in females
- Intention to treat for new patients: Curative: 30.6% in males and 25.0% in females.
- Composite stage: Stage 3 : 55%

Table 31: Number and Relative Proportion of Stomach cancer by Five year age group

Stomach					
Age	Male	%	Female	%	Total
26-30	2	1.5%	3	7.1%	5
31-35	3	2.2%	2	4.8%	5
36-40	2	1.5%	1	2.4%	3
41-45	4	3.0%	4	9.5%	8
46-50	12	8.9%	2	4.8%	14
51-55	15	11.1%	2	4.8%	17
56-60	19	14.1%	7	16.7%	26
61-65	28	20.7%	5	11.9%	33
66-70	16	11.9%	4	9.5%	20
71-75	19	14.1%	3	7.1%	22
>75	15	11.1%	9	21.4%	24
Total	135	100%	42	100%	177

Table 32: Number and Relative Proportion of Stomach cancer by Broad treatment group

Stomach					
Broad Treatment Group	Male	%	Female	%	Total
No treatment	51	38%	15	35.7%	66
Incomplete/Treatment advised but not accepted	18	13.3%	4	9.5%	22
Prior & Treatment at RI	9	7%	5	11.9%	14
Prior Treatment Only	21	15.6%	6	14.3%	27
Treatment only at RI	36	27%	12	28.6%	48
Total	135	100%	42	100%	177

Table 33: Number and Relative Proportion of Stomach cancer by Clinical extent of disease

Stomach					
Clinical Extent before Treatment	Male	%	Female	%	Total
Direct Extension	9	6.7%	3	7.1%	12
Direct Extension with Regional Nodes	27	20.0%	8	19.0%	35
Distant Metastasis	53	39.3%	14	33.3%	67
Localised	5	3.7%	5	11.9%	10
Others	12	8.9%	0	0.0%	12
Recurrent	2	1.5%	1	2.4%	3
Too Advanced	20	14.8%	10	23.8%	30
Treated Elsewhere	7	5.2%	1	2.4%	8
Total	135	100.0%	42	100.0%	177

Table 34: Number and Relative Proportion of Stomach cancer by Composite stage

Stomach		
staging	#	%
Stage1	20	11%
stage2	35	20%
stage3	98	55%
unknown	24	14%

Table 35: Number and Relative Proportion of Stomach cancer by intention to treat for new patients

Stomach					
intention	Male	%	Female	%	Total
Curative / Radical	11	30.6%	3	25.0%	14
Palliative	25	69.4%	9	75.0%	34
Total	36	100%	12	100%	48

Table 36: Number and Relative Proportion of Stomach cancer by Method of Diagnosis

Stomach				
Method of Diagnosis	Male	%	Female	%
Cytology of Metastasis	1	0.7%	1	2.4%
Endoscopy/surgery etc.	13	9.6%	1	2.4%
Histology of Metastasis	2	1.5%	1	2.4%
Histology of Primary	119	88.1%	39	92.9%
Total	135	100%	42	100%

Table 37: Number and Relative Proportion of Stomach cancer by Diagnostic status

Stomach				
Diagnostic status	Male	%	Female	%
Microscopically Confirmed	122	90.4%	41	97.6%
No registered at RI	2	1.5%	0	0.0%
Suspected (Microscopically / Radiologically)	11	8.1%	1	2.4%
Total	135	100%	42	100%

Table 38: Number and Relative Proportion of Stomach cancer by Morphology

Stomach					
Morphology	Male	%	Female	%	total
Adenocarcinoma	80	59%	16	38.1%	96
AdenoSquamous Cell Carcinoma	3	2%	0	0.0%	3
Carcinoma	2	1%	5	11.9%	7
Carcinoma Diffuse Type	3	2%	3	7.1%	6
Gastrointestinal Stromal Tumor	4	3%	1	2.4%	5
Mucin SecretingAdenocarcinoma	1	1%	0	0.0%	1
Mucinous Adenocarcinoma	3	2%	0	0.0%	3
Neoplasm Malignant	16	12%	3	7.1%	19
Neuroendocrine Carcinoma	0	0%	1	2.4%	1
others	2	1%	0	0.0%	2
Signet RingCell Carcinoma	17	13%	11	26.2%	28
Squamous Cell Carcinoma	3	2%	2	4.8%	5
Tubular Adenocarcinoma	1	1%	0	0.0%	1
Total	135	100%	42	100%	177

V NHL

- Total Number (ICD 10: C82-85,C96) :172
- 5th leading cancer among males
- Peak age group: 56-60 years in females and 61-65 years inmales
- Histology : NHL, Large B cell diffuse: 30 % in males and 29.2% in females
- Method of diagnosis: Microscopic: 98.1% in males and 98.5% in females
- Detailed Microscopic diagnosis: Histology of Primary: 95.3% in males and 93.8% in females
- Broad treatment group: Treatment only at RI : 45% in males and 36.1% in females
- Clinical extent of disease : Regional nodes: 38.3% in males and 35.4% in females
- Intention to treat for new patients :Curative/Radical : 54.2% in males and 33.3% in females
- Composite stage : Stage 3: 20%

Table 39: Number and Relative Proportion of NHL cancer by Five year age group

NHL					
Age	Male	%	Female	%	Total
10-15	0	0.0%	1	1.5%	1
16-20	1	0.9%	2	3.1%	3
21-25	0	0.0%	2	3.1%	2
26-30	4	3.7%	1	1.5%	5
31-35	3	2.8%	3	4.6%	6
36-40	6	5.6%	2	3.1%	8
41-45	10	9.3%	6	9.2%	16
46-50	8	7.5%	5	7.7%	13
51-55	10	9.3%	6	9.2%	16
56-60	14	13.1%	14	21.5%	28
61-65	22	20.6%	3	4.6%	25
66-70	10	9.3%	13	20.0%	23
71-75	7	6.5%	3	4.6%	10
>75	12	11.2%	4	6.2%	16
Total	107	100%	65	100%	172

Table 39: Number and Relative Proportion of NHL cancer by Broad treatment group

NHL					
Broad Treatment Group	Male	%	Female	%	Total
No treatment	18	17%	15	23.1%	33
Incomplete/Treatment advised but not accepted	15	14.0%	7	10.8%	22
Prior & Treatment at RI	13	12%	10	15.4%	23
Prior Treatment Only	13	12.1%	9	13.8%	22
Treatment only at RI	48	45%	24	36.9%	72
Total	107	100%	65	100%	172

Table 40: Number and Relative Proportion of NHL cancer by Clinical extent of disease before treatment

NHL					
Clinical Extent before Treatment	Male	%	Female	%	Total
Direct Extension	9	8.4%	2	3.1%	11
Direct Extension with Regional Nodes	5	4.7%	1	1.5%	6
Distant Metastasis	1	0.9%	2	3.1%	3
Localized	6	5.6%	3	4.6%	9
Not Applicable / Unknown Primary	13	12.1%	12	18.5%	25
Not Palpable	22	20.6%	16	24.6%	38
Others	0	0.0%	1	1.5%	1
Recurrent	7	6.5%	3	4.6%	10
Regional Nodes	41	38.3%	23	35.4%	64
Too Advanced	1	0.9%	0	0.0%	1
Treated Elsewhere	2	1.9%	2	3.1%	4
Total	107	100%	65	100%	172

Table 41: Number and Relative Proportion of NHL cancer by Composite stage

NHL		
staging	#	%
Stage1	10	6%
stage2	17	10%
stage3	34	20%
stage4	32	19%
unknown	79	46%

Table 42: Number and Relative Proportion of NHL cancer by intention to treat for new patients

NHL					
intention	Male	%	Female	%	Total
Curative / Radical	26	54.2%	8	33.3%	34
Pallative	22	45.8%	16	66.7%	38
Total	48	100.0%	24	100.0%	72

Table 43: Number and Relative Proportion of NHL cancer by Method of diagnosis

NHL				
Method of Diagnosis	Male	%	Female	%
Blood Film	2	1.9%	0	0.0%
Bone Marrow	0	0.0%	2	3.1%
Cytology of Primary	3	2.8%	2	3.1%
Histology of Primary	102	95.3%	61	93.8%
Total	107	100%	65	100%

Table 44: Number and Relative Proportion of NHL cancer by Diagnostic status

NHL				
Diagnostic status	Male	%	Female	%
Microscopically Confirmed	105	98.1%	64	98.5%
No registered at RI	2	1.9%	0	0.0%
Suspected (Microscopically / Radiologically)	0	0.0%	1	1.5%
Total	107	100%	65	100%

Table 45: Number and Relative Proportion of NHL cancer by Morphology

NHL					
Morphology	Male	%	Female	%	total
Anaplastic Large Cell Lymphoma T-Cell and Null Cell Type	1	1%	1	1.5%	2
Angioimmunoblastic T-Cell Lymphoma	2	2%	0	0.0%	2
Chronic Myeloproliferative Disease	4	4%	5	7.7%	9
Cutaneous T-Cell Lymphoma	3	3%	2	3.1%	5
Malignant Lymphoma	1	1%	0	0.0%	1
Mature T-Cell Lymphoma	4	4%	2	3.1%	6
Mycosis Fungoides	0	0%	1	1.5%	1
NHL,Follicular Lymphoma	12	11%	8	12.3%	20
NHL, Large B Cell Diffuse	32	30%	19	29.2%	51
NHL,Mantle Cell Lymphoma	1	1%	0	0.0%	1
NHL,Marginal Zone B Cell lymphoma	1	1%	0	0.0%	1
NHL,Mixed Small and Large Cell Diffuse	0	0%	1	1.5%	1
NHLNOS	22	21%	7	10.8%	29
Others	22	21%	18	27.7%	40
Precursor T-Cell Lymphoblastic Lymphoma	2	2%	1	1.5%	3
Total	107	100%	65	100%	172

VI Tongue

- Total Number (ICD 10: C01-02) : 157
- 7th leading cancer among males
- Peak age group: 61-65 years in females and 61-65years in males
- Histology : Squamous cell Carcinoma: 95 % in males and 82.1 % in females
- Method of diagnosis: Microscopic: 90.4% in males and 97.6% in females
- Detailed Microscopic diagnosis: Histology of Primary:98% in males and 100 % in females
- Broad treatment group: Treatment only at RI : 58% in males and 53.6% in females
- Clinical extent of disease before treatment :Direct extension with regional nodes: 45.5% in males and 41.1% in females
- Intention to treat for new patients :Curative/Radical : 69.5% in males and 63.3% in females
- Composite Stage: Stage 4: 33%

Table 46: Number and Relative Proportion of Tongue cancer by Five year age group

TONGUE					
Age	Male	%	Female	%	Total
26-30	1	1.0%	0	0.0%	1
31-35	4	4.0%	1	1.8%	5
36-40	7	6.9%	1	1.8%	8
41-45	10	9.9%	2	3.6%	12
46-50	11	10.9%	7	12.5%	18
51-55	17	16.8%	5	8.9%	22
56-60	11	10.9%	8	14.3%	19
61-65	18	17.8%	10	17.9%	28
66-70	6	5.9%	7	12.5%	13
71-75	7	6.9%	3	5.4%	10
>75	9	8.9%	12	21.4%	21
Total	101	100%	56	100%	157

Table 47: Number and Relative Proportion of Tongue cancer by Broad Treatment Group

TONGUE					
Broad Treatment Group	Male	%	Female	%	Total
No treatment	12	12%	7	12.5%	19
Incomplete/Treatment advised but not accepted	12	11.9%	4	7.1%	16
Prior & Treatment at RI	7	7%	4	7.1%	11
Prior Treatment Only	11	10.9%	11	19.6%	22
Treatment only at RI	59	58%	30	53.6%	89
Total	101	100%	56	100%	157

Table 48: Number and Relative Proportion of Tongue cancer by Clinical extent of disease before treatment

TONGUE					
Clinical Extent before Treatment	Male	%	Female	%	Total
Direct Extension	24	23.8%	10	17.9%	34
Direct Extension with Regional Nodes	46	45.5%	23	41.1%	69
Distant Metastasis	0	0.0%	1	1.8%	1
Localised	22	21.8%	15	26.8%	37
Others	1	1.0%	0	0.0%	1
Recurrent	2	2.0%	1	1.8%	3
Too Advanced	1	1.0%	1	1.8%	2
Treated Elsewhere	5	5.0%	5	8.9%	10
Total	101	100.0%	56	100.0%	157

Table 49: Number and Relative Proportion of Tongue cancer by Composite Stage

TONGUE		
staging	#	%
Stage1	35	22%
stage2	23	15%
stage3	42	27%
stage4	52	33%
unknown	5	3%

Table 50: Number and Relative Proportion of Tongue cancer by Intention to treat for new patients

TONGUE					
intention	Male	%	Female	%	Total
Curative / Radical	41	69.5%	19	63.3%	60
Pallative	18	30.5%	10	33.3%	28
Symptomatic	0	0.0%	1	3.3%	1
Total	59	100%	30	100%	89

Table 51: Number and Relative Proportion of Tongue cancer by Method of Diagnosis

TONGUE				
Method of Diagnosis	Male	%	Female	%
Cytology of Primary	2	2.0%	0	0.0%
Histology of Primary	99	98.0%	56	100.0%
Total	101	100%	56	100%

Table 52: Number and Relative Proportion of Tongue cancer by Diagnostic Status

TONGUE				
Diagnostic status	Male	%	Female	%
Microscopically Confirmed	97	96.0%	55	98.2%
No registered at RI	4	4.0%	0	0.0%
Suspected (Clinically / To rule out Malignancy)	0	0.0%	1	1.8%
Total	101	100%	56	100%

Table 53: Number and Relative Proportion of Tongue cancer by Morphology

TONGUE					
Morphology	Male	%	Female	%	total
Adenocarcinoma	0	0%	1	1.8%	1
Adenocystic Carcinoma	1	1%	0	0.0%	1
Carcinoma	0	0%	1	1.8%	1
Microinvasive Squamous Cell Carcinoma	1	1%	5	8.9%	6
Neoplasam Malignant	1	1%	1	1.8%	2
others	1	1%	0	0.0%	1
Squamous Cell Carcinoma	96	95%	46	82.1%	142
Squamous Cell Carcinoma Keratinising	1	1%	0	0.0%	1
Verrcous Carcinoma	0	0%	2	3.6%	2
Total	101	100%	56	100%	157

VII. Cervix

- Total Number (ICD 10: C53) :144
- 2nd leading cancer among females
- Peak age group: 56-60 years
- Histology : Squamous cell carcinoma: 30%
- Method of diagnosis: Microscopic: 91.7%
- Detailed Microscopic diagnosis: Histology of Primary : 91.7%
- Broad treatment group: Treatment only at RI : 60%
- Clinical extent of disease before treatment: Direction extension: 43.8%
- Intention to treat for new patients : Curative/Radical :67.8 %
- Composite stage: Stage 2 : 44%

Table 54: Number and Relative Proportion of Cervix cancer by Five year age group

CERVIX		
Age	Female	%
16-20	1	0.7%
31-35	1	0.7%
36-40	6	4.2%
41-45	8	5.6%
46-50	27	18.8%
51-55	24	16.7%
56-60	29	20.1%
61-65	14	9.7%
66-70	16	11.1%
71-75	8	5.6%
>75	10	6.9%
Total	144	100%

Table 55: Number and Relative Proportion of Cervix cancer by Broad Treatment Group

CERVIX		
Broad Treatment Group	Female	%
No treatment	23	16%
Incomplete/Treatment advised but not accepted	8	5.6%
Prior & Treatment at RI	12	8%
Prior Treatment Only	14	9.7%
Treatment only at RI	87	60%
Total	144	100%

Table 56: Number and Relative Proportion of Cervix cancer by Clinical extent of disease before treatment

CERVIX		
Clinical Extent before Treatment	Female	%
Direct Extension	63	43.8%
Direct Extension with Regional Nodes	19	13.2%
Distant Metastasis	11	7.6%
Localized	19	13.2%
Others	1	0.7%
Recurrent	7	4.9%
Too Advanced	17	11.8%
Treated Elsewhere	7	4.9%
Total	144	100%

Table 57: Number and Relative Proportion of Cervix cancer by Composite Stage

CERVIX		
staging	#	%
Stage1	20	14%
stage2	63	44%
stage3	43	30%
stage4	15	10%
unknown	3	2%

Table 58: Number and Relative Proportion of Cervix cancer by intention to treat for new patients

CERVIX		
intention	Female	%
Curative / Radical	59	67.8%
Pallative	26	29.9%
Symptomatic	2	2.3%
Total	87	100%
unknown	3	2%

Table 59: Number and Relative Proportion of Cervix cancer by Method of Diagnosis

CERVIX		
Method of Diagnosis	Female	%
Cytology of Metastasis	1	0.7%
Cytology of Primary	1	0.7%
Histology of Primary	132	91.7%
Endoscopy/surgery etc.	10	6.9%
Total	144	100%

Table 60: Number and Relative Proportion of Cervix cancer by Diagnostic status

CERVIX		
Diagnostic status	Female	%
Microscopically Confirmed	132	91.7%
No registered at RI	6	4.2%
Suspected (Clinically / To rule out Malignancy)	3	2.1%
Suspected (Microscopically / Radiologically)	3	2.1%
Total	144	100%

Table 61: Number and Relative Proportion of Cervix cancer by Morphology

CERVIX		
Morphology	Female	%
Adenocarcinoma	7	5%
AdenoSquamous Cell Carcinoma	3	2%
Carcinoma	3	2%
End cervical Adenocarcinoma	4	3%
Micro invasive Squamous Cell Carcinoma	1	1%
Mucinous Adenocarcinoma	1	1%
Neoplasm Malignant	11	8%
Neuroendocrine Carcinoma	1	1%
others	1	1%
Serous Cystadenocarcinoma	1	1%
Squamous Cell Carcinoma	43	30%
Squamous Cell Carcinoma Keratinizing	33	23%
Squamous Cell Carcinoma Non Keratinizing	33	23%
Transitional Cell Carcinoma	2	1%
Total	144	100%

VIII. Esophagus

- Total Number (ICD 10: C15) : 144
- 8th leading cancer among males
- Peak age group: 66-70 years in females and 66-70 years in males
- Histology : Squamous cell Carcinoma: 72% in males and 90% in females
- Method of diagnosis: Microscopic: 93.6% in males and 96% in females
- Detailed Microscopic diagnosis: Histology of Primary: 92.6% in males and 96% in females
- Broad treatment group: Treatment only at RI : 52% in males and 56% in females
- Clinical extent of disease before treatment: Too advanced 35.1% in males and 44% in females
- Intention to treat :Palliative : 93.9% in males and 85.7% in females
- Composite Stage: Stage 3 : 59%

Table 62: Number and Relative Proportion of Esophagus cancer by Five year age group

ESOPHAGUS					
Age	Male	%	Female	%	Total
36-40	1	1.1%	0	0.0%	1
41-45	2	2.1%	2	4.0%	4
46-50	9	9.6%	3	6.0%	12
51-55	10	10.6%	4	8.0%	14
56-60	15	16.0%	7	14.0%	22
61-65	21	22.3%	7	14.0%	28
66-70	23	24.5%	9	18.0%	32
71-75	4	4.3%	8	16.0%	12
>75	9	9.6%	10	20.0%	19
Total	94	100%	50	100%	144

Table 63: Number and Relative Proportion of Esophagus cancer by Broad treatment group

ESOPHAGUS					
Broad Treatment Group	Male	%	Female	%	Total
No treatment	27	29%	15	30.0%	42
Incomplete/Treatment advised but not accepted	3	3.2%	4	8.0%	7
Prior & Treatment at RI	2	2%	2	4.0%	4
Prior Treatment Only	13	13.8%	1	2.0%	14
Treatment only at RI	49	52%	28	56.0%	77
Total	94	100%	50	100%	144

Table 63: Number and Relative Proportion of Esophagus cancer by Broad treatment group

ESOPHAGUS					
Broad Treatment Group	Male	%	Female	%	Total
No treatment	27	29%	15	30.0%	42
Incomplete/Treatment advised but not accepted	3	3.2%	4	8.0%	7
Prior & Treatment at RI	2	2%	2	4.0%	4
Prior Treatment Only	13	13.8%	1	2.0%	14
Treatment only at RI	49	52%	28	56.0%	77
Total	94	100%	50	100%	144

Table 64: Number and Relative Proportion of Esophagus cancer by Clinical extent of disease before treatment

ESOPHAGUS					
Clinical Extent before Treatment	Male	%	Female	%	Total
Direct Extension	3	3.2%	3	6.0%	6
Direct Extension with Regional Nodes	16	17.0%	9	18.0%	25
Distant Metastasis	28	29.8%	5	10.0%	33
Localized	5	5.3%	4	8.0%	9
Others	6	6.4%	6	12.0%	12
Recurrent	1	1.1%	0	0.0%	1
Regional Nodes	0	0.0%	1	2.0%	1
Too Advanced	33	35.1%	22	44.0%	55
Treated Elsewhere	2	2.1%	0	0.0%	2
Total	94	100%	50	100%	144

Table 65: Number and Relative Proportion of Esophagus cancer by composite stage

ESOPHAGUS		
staging	#	%
Stage1	19	13%
stage2	26	18%
stage3	85	59%
unknown	14	10%

Table 66: Number and Relative Proportion of Esophagus cancer by intention to treat for new patients

ESOPHAGUS					
intention	Male	%	Female	%	Total
Curative / Radical	3	6.1%	4	14.3%	7
Pallative	46	93.9%	24	85.7%	70
Total	49	100.0%	28	100.0%	77

Table 67: Number and Relative Proportion of Esophagus cancer by Method of diagnosis

ESOPHAGUS				
Method of Diagnosis	Male	%	Female	%
Cytology of Metastasis	2	2.1%	0	0.0%
Endoscopy	3	3.2%	2	4.0%
Histology of Metastasis	1	1.1%	0	0.0%
Histology of Primary	87	92.6%	48	96.0%
Surgery or Autopsy without Histology	1	1.1%	0	0.0%
Total	94	100%	50	100%

Table 68: Number and Relative Proportion of Esophagus cancer by Diagnostic status

ESOPHAGUS				
Diagnostic status	Male	%	Female	%
Microscopically Confirmed	88	93.6%	48	96.0%
Suspected (Clinically / To rule out Malignancy)	2	2.1%	2	4.0%
Suspected (Microscopically / Radiologically)	4	4.3%	0	0.0%
Total	94	100%	50	100%

Table 69: Number and Relative Proportion of Esophagus cancer by Morphology

ESOPHAGUS					
Morphology	Male	%	Female	%	total
Adenocarcinoma	10	11%	3	6.0%	13
Carcinoma	3	3%	0	0.0%	3
Mucin SecretingAdenoCarcinoma	1	1%	0	0.0%	1
Neoplasam Malignant	8	9%	2	4.0%	10
others	1	1%	0	0.0%	1
Papillary AdenoCarcinoma	1	1%	0	0.0%	1
Signet RingCell Carcinoma	1	1%	0	0.0%	1
Small Cell Carcinoma	1	1%	0	0.0%	1
Squamous Cell Carcinoma	68	72%	45	90.0%	113
Total	94	100%	50	100%	144

IX. Rectum

- Total Number (ICD 10: C01-02) : 138
- 9th leading cancer among males
- Peak age group: 66-70 years in females and 61-65 years in males
- Histology : Adenocarcinoma: 74% in males and 75.4% in females
- Method of diagnosis: Microscopic: 94.5% in males and 90.8% in females
- Detailed Microscopic diagnosis: Histology of Primary: 94.5% in males and 90.8% in females
- Broad treatment group: Treatment only at RI : 32 % in males and 36.9% in females
- Clinical extent of disease before treatment: Direct extension with regional node: 37% in males and 30.8% in females
- Intention to treat for new patients :Curative/Radical : 73.9% in males and 62.5% in females
- Composite Stage : Stage 3: 41%

Table 70 : Number and Relative Proportion of Rectum cancer by Five year age group

RECTUM					
Age	Male	%	Female	%	Total
21-25	1	1.4%	0	0.0%	1
31-35	0	0.0%	1	1.5%	1
36-40	1	1.4%	1	1.5%	2
41-45	3	4.1%	6	9.2%	9
46-50	8	11.0%	4	6.2%	12
51-55	6	8.2%	7	10.8%	13
56-60	10	13.7%	9	13.8%	19
61-65	20	27.4%	6	9.2%	26
66-70	10	13.7%	12	18.5%	22
71-75	8	11.0%	8	12.3%	16
>75	6	8.2%	11	16.9%	17
Total	73	100%	65	100%	138

Table 71: Number and Relative Proportion of Rectum cancer by Broad treatment group

RECTUM					
Broad Treatment Group	Male	%	Female	%	Total
No treatment	21	29%	18	27.7%	39
Incomplete/Treatment advised but not accepted	9	12.3%	6	9.2%	15
Prior & Treatment at RI	9	12%	9	13.8%	18
Prior Treatment Only	11	15.1%	8	12.3%	19
Treatment only at RI	23	32%	24	36.9%	47
Total	73	100%	65	100%	138

Table 72: Number and Relative Proportion of Rectum cancer by Clinical extent of disease before treatment

RECTUM					
Clinical Extent before Treatment	Male	%	Female	%	Total
Direct Extension	7	9.6%	4	6.2%	11
Direct Extension with Regional Nodes	27	37.0%	20	30.8%	47
Distant Metastasis	18	24.7%	22	33.8%	40
Localised	5	6.8%	5	7.7%	10
Others	6	8.2%	0	0.0%	6
Recurrent	3	4.1%	2	3.1%	5
Regional Nodes	1	1.4%	0	0.0%	1
Too Advanced	6	8.2%	8	12.3%	14
Treated Elsewhere	0	0.0%	4	6.2%	4
Total	73	100.0%	65	100.0%	138

Table 73: Number and Relative Proportion of Rectum cancer by Composite stage

RECTUM		
staging	#	%
Stage1	15	11%
stage2	50	36%
stage3	57	41%
unknown	16	12%

Table 74: Number and Relative Proportion of Rectum cancer by intention to treat for new patients

RECTUM					
intention	Male	%	Female	%	Total
Curative / Radical	17	73.9%	15	62.5%	32
Pallative	6	26.1%	9	37.5%	15
Total	23	100.0%	24	100.0%	47

Table 75: Number and Relative Proportion of Rectum cancer by Method of Diagnosis

RECTUM				
Method of Diagnosis	Male	%	Female	%
Endoscopy	0	0.0%	2	3.1%
Histology of Primary	69	94.5%	59	90.8%
Others	4	5.5%	4	6.2%
Total	73	100%	65	100%

Table 76: Number and Relative Proportion of Rectum cancer by Diagnostic status

RECTUM				
Diagnostic status	Male	%	Female	%
Microscopically Confirmed	69	94.5%	59	90.8%
No registered at RI	0	0.0%	2	3.1%
Suspected (Clinically / To rule out Malignancy)	3	4.1%	1	1.5%
Suspected (Microscopically / Radiologically)	1	1.4%	3	4.6%
Total	73	100%	65	100%

Table 77: Number and Relative Proportion of Rectum cancer by Morphology

RECTUM					
Morphology	Male	%	Female	%	total
Adenocarcinoma	54	74%	49	75.4%	103
Carcinoma	0	0%	3	4.6%	3
Gastrointestinal Stromal Tumor	1	1%	0	0.0%	1
Malignant Melanoma	1	1%	0	0.0%	1
Mucin Secreting AdenoCarcinoma	1	1%	1	1.5%	2
MusinousAdenoCarcinoma	2	3%	4	6.2%	6
Neoplasam Malignant	4	5%	6	9.2%	10
Neuroendocrine Carcinoma	1	1%	0	0.0%	1
others	1	1%	1	1.5%	2
Papillary AdenoCarcinoma	1	1%	1	1.5%	2
Signet RingCell Carcinoma	3	4%	0	0.0%	3
Small Cell Carcinoma	3	4%	0	0.0%	3
Squamous Cell Carcinoma	1	1%	0	0.0%	1
Total	73	100%	65	100%	138

X. Colon

- Total Number (ICD 10: C18) : 129
- 10th leading cancer among males
- Peak age group: 56-60 years in females and 71-75 years in males
- Histology : Adenocarcinoma: 72% in males and 81.7% in females
- Method of diagnosis: Microscopic: 95.7% in males and 90% in females
- Detailed Microscopic diagnosis: Histology of Primary: 94.2% in males and 91.7% in females
- Broad treatment group: Treatment only at RI : 14% in males and 30% in females
- Clinical extent of disease before treatment: Distant Metastasis: 29% in males and 30% in females
- Intention to treat for new patients :Curative/Radical : 100% in males and 72.2% in females
- Composite stage: stage 3: 43%

Table 78 : Number and Relative Proportion of Colon cancer by Five year age group

COLON					
Age	Male	%	Female	%	Total
21-25	1	1.4%	0	0.0%	1
36-40	1	1.4%	2	3.3%	3
41-45	3	4.3%	3	5.0%	6
46-50	12	17.4%	7	11.7%	19
51-55	9	13.0%	4	6.7%	13
56-60	4	5.8%	11	18.3%	15
61-65	16	23.2%	10	16.7%	26
66-70	7	10.1%	10	16.7%	17
71-75	12	17.4%	8	13.3%	20
>75	4	5.8%	5	8.3%	9
Total	69	100%	60	100%	129

Table 79: Number and Relative Proportion of Colon cancer by Broad treatment group

COLON					
Broad Treatment Group	Male	%	Female	%	Total
No treatment	15	22%	15	25.0%	30
Incomplete/Treatment advised but not accepted	6	8.7%	2	3.3%	8
Prior & Treatment at RI	12	17%	6	10.0%	18
Prior Treatment Only	26	37.7%	19	31.7%	45
Treatment only at RI	10	14%	18	30.0%	28
Total	69	100%	60	100%	129

Table 80: Number and Relative Proportion of Colon cancer by Clinical extent disease before treatment

COLON					
Clinical Extent before Treatment	Male	%	Female	%	Total
Direct Extension	13	18.8%	8	13.3%	21
Direct Extension with Regional Nodes	10	14.5%	17	28.3%	27
Distant Metastasis	20	29.0%	18	30.0%	38
Localised	4	5.8%	6	10.0%	10
Others	1	1.4%	1	1.7%	2
Recurrent	6	8.7%	1	1.7%	7
Regional Nodes	0	0.0%	1	1.7%	1
Too Advanced	9	13.0%	5	8.3%	14
Treated Elsewhere	6	8.7%	3	5.0%	9
Total	69	100%	60	100%	129

Table 81: Number and Relative Proportion of Colon cancer by intention to treat for new patients

COLON					
intention	Male	%	Female	%	Total
Curative / Radical	10	100.0%	13	72.2%	23
Pain Relief only	0	0.0%	1	5.6%	1
Pallative	0	0.0%	4	22.2%	4
Total	10	100%	18	100%	28

Table 82: Number and Relative Proportion of Colon cancer by composite stage

COLON		
staging	#	%
Stage1	29	22%
stage2	31	24%
stage3	56	43%
stage4	2	2%
unknown	11	9%

Table 83: Number and Relative Proportion of Colon cancer by Method of diagnosis

COLON				
Method of Diagnosis	Male	%	Female	%
Cytology of Metastasis	1	1.4%	0	0.0%
Endoscopy	0	0.0%	2	3.3%
Histology of Primary	65	94.2%	55	91.7%
Endoscopy/surgery etc.	3	4.3%	3	5.0%
Total	69	100%	60	100%

Table 84: Number and Relative Proportion of Colon cancer by Diagnostic status

COLON				
Diagnostic status	Male	%	Female	%
Microscopically Confirmed	66	95.7%	54	90.0%
No registered at RI	3	4.3%	1	1.7%
Suspected (Clinically / To rule out Malignancy)	0	0.0%	1	1.7%
Suspected (Microscopically / Radiologically)	0	0.0%	4	6.7%
Total	69	100%	60	100%

Table 85: Number and Relative Proportion of Colon cancer by Morphology


COLON					
Morphology	Male	%	Female	%	total
Adenocarcinoma	50	72%	49	81.7%	99
Carcinoma	4	6%	2	3.3%	6
Mucin SecretingAdenoCarcinoma	2	3%	0	0.0%	2
Mucinous CystadenoCarcinoma	0	0%	1	1.7%	1
MusinousAdenoCarcinoma	3	4%	3	5.0%	6
Neoplasam Malignant	4	6%	5	8.3%	9
Neuroendocrine Carcinoma	1	1%	0	0.0%	1
Signet RingCell Carcinoma	3	4%	0	0.0%	3
Squamous Cell Carcinoma	2	3%	0	0.0%	2
Total	69	100%	60	100%	129

ABBREVIATION

ICD – International Classification of Disease
ICMR- Indian Council of Medical Research
HBCR – Hospital Based Cancer Registry
NCRP-National Cancer Registry Program
NHL- Non Hodgkin Lymphoma
RI – Reporting Institution
S- Surgery
C-Chemotherapy
R-Radiation
TRC- Tobacco Related Cancers

REFERENCES:

1. Isabel dos Santos Silva (1999), Cancer Epidemiology, Principles and Methods IARC Publications, France.
2. Maclennan et al (1978) Cancer Registration and its Techniques IARC Scientific Publications No.21 France.
3. Young J.L (1991) Hospital Based Cancer Registry in Cancer Registration Principles and Methods IARC Publications France.
4. April Fritz, Constance Percy et al. International Classification of Disease for Oncology Third Edition, World Health Organization Geneva 2000.
5. John L. Young, Steven D. Roffers et al, seer summary staging manual 2000 codes and coding instruction.



Published by
Malabar Cancer Centre

Thalassery, Kannur District

Kerala, India - 670103

www.mcc.kerala.gov.in

Phone: (+91) 0490 2355881

August 2016