



MALABAR CANCER CENTRE

[Postgraduate Institute of Oncology Sciences & Research]
THALASSERY

HOSPITAL BASED CANCER REGISTRY REPORT 2020

FUNDED BY NCDIR, ICMR





MALABAR CANCER CENTRE

[Postgraduate Institute of Oncology Sciences & Research]
THALASSERY



HOSPITAL BASED CANCER REGISTRY REPORT 2020

Funded by NCDIR, ICMR



ACKNOWLEDGEMENT

The Hospital Based Cancer Registry of Malabar Cancer Centre expresses its sincere thanks and gratitude to the following Institutions/Departments/Individuals for supporting and promoting the activities of the Registry.

- National Cancer Registry Programme, Indian Council of Medical Research, Bangalore
- Medical Records Division, Malabar Cancer Centre, Thalassery
- Department of Radiation Oncology, Malabar Cancer Centre, Thalassery
- Department of Clinical Hematology & Medical Oncology, Malabar Cancer Centre, Thalassery
- Department of Pathology, Malabar Cancer Centre, Thalassery
- Department of Surgical Oncology, Malabar Cancer Centre, Thalassery
- General Administration, Malabar Cancer Centre, Thalassery

FROM DIRECTOR'S DESK



I am pleased to present our Hospital Based Cancer Registry (HBCR) annual report for the year 2020. This is our 11th annual report after established the department of Cancer Registry and Epidemiology. The HBCRs have over the years given an assessment of the magnitude and patterns of cancer in the region being catered by the centre. HBCR of Malabar Cancer Centre (MCC) is the main data source of Malabar Population Based Cancer Registry (MPBCR) which provides the actual burden of cancer in this region. The highlights of the HBCR Annual Report for the year 2020 are as follows. A total of 5459 new cancer patients were registered at Malabar Cancer Centre (MCC) in the year 2020. Among them 2879 (52.7%) were males and 2580 (47.3%) were females. Total proportion of tobacco related cancer (TRC) relative to all sites is 45.8% and 13.6 % among males and females respectively. TRC with respect to all sites Lung cancer predominates (18.9%) among males and (4.5%) among females. TRC with respect to specific sites is 41.2% in males and 32.9% in females. Trend of leading sites are almost same as in previous years. If we consider system wise cancer data, last few years the leading system of cancer is digestive system. The number and proportion of leading cancers in males is as follows. Lung (18.9%), Mouth (6.8%), NHL (5.6%), stomach (5.6%) and tongue (5.5%). Number of cases and proportion of leading cancers in females as follows. Breast (30.7%), Cervix uteri (7.4%), Ovary (6.5%), Corpus Uteri (4.8%) and Lung (4.5%). Hope this report will help the medical communities as well as health administrators to understand the nature of cancer and identification of areas of potential intervention.

Dr. Satheesan Balasubramanian

DIRECTOR

It gives me an immense pleasure to publish the report of Hospital Based Cancer registry (HBCR) for the year 2020. This report marks the successful completion of 11 years of systematic and organized data collection. This report is an outcome of the untiring effort of the registry staff in striving to obtain timely and high quality data. The Hospital Based Cancer Registry has been functioning since 2011, as per the standards and norms prescribed by the National Cancer Registry Programme (NCRP) of the Indian Council of Medical Research (ICMR).

The broad objectives of this study is to assess quality of hospital care and cancer services in covered area and to describe length and quality of survival in relation to anatomical site, clinical stage and aspects of types of treatment and to undertake epidemiological research through short term case control studies. The HBCR has over the years given an assessment of the magnitude and patterns of cancer in the region being catered by the registry. It has also contributed to the Population Based Cancer Registry. HBCRs provide database for developing appropriate strategies to aid in National Cancer Control Programme.

It is hoped that this report will serve as a guide to the treating oncologist, researchers and health administrators to deal with the problem of cancer in different geographical areas. I sincerely express my heartfelt thanks to our Director, for the valuable guidance, encouragement & support.

Dr.Saina Sunilkumar

Principal investigator
Hospital Based Cancer Registries-Data
Management Software
(under NCDIR/ICMR, Bengaluru)



TABLE OF CONTENTS

Sl. No	Contents	Page No.
I	Introduction	
	Organisation	06
	Department of Cancer Registry & Epidemiology	07
	Hospital Based Cancer Registry	08
	National Cancer Registry Programme	09
II	Summary of Results	
	Patterns of Cancer Registration	10
	District wise Cancer Registration	11
	Leading Site of Cancers	12
	Cancer sites by Age and Gender	14
	Tobacco Related Cancers	18
	Method of Diagnosis	19
	Clinical Extent of Disease	20
	Cancer Directed Treatment	21
	Demographic Details	25
III	Detailed Information : Diagnostic, Clinical & Demographic	28-53
IV	Detailed Information - MCC	
	New /Old Cases	56
	System wise Cancers	56
	Habits & System wise Cancer	57
V	Ten Leading Cancers – Irrespective of Sex	
	Breast	58
	Lung	62
	Mouth	65
	NHL	68
	Rectum	71
	Stomach	74
	Tongue	77
	Cervix	79
	Liver	82
	Ovary	85

INTRODUCTION

Malabar Cancer Centre, Thalassery (MCC) is an autonomous institution under Health and Family Welfare Department, Government of Kerala, started with an aim to establish a comprehensive cancer centre, providing the much-required oncology care to the population of Northern region of Kerala and neighbouring parts of Karnataka and Tamilnadu states and Union Territory of Pondicherry(Mahe).The institution is being developed as postgraduate institute of oncology sciences and research as per the resolution of 9th Governing body held at MCC. The main objective being establishing a modern cancer hospital, research and training centre of international standard in the treatment and prevention of cancer. MCC is providing a full spectrum of oncological care as an autonomous not-for-profit institution (200+bedded Hospital) funded by the State Government and other sources. Despite this, MCC provides a variety of patient support systems to assist them in getting treatment in time and completing the treatment. As per the clinical data of MCC, 96% of patients are treated free of

cost or through subsidized rates, at MCC, through various finance supporting schemes of Government and through donations from various NGO's, philanthropists etc;- . It has been undertaken by MCC, that no patients will be denied treatment for financial reasons. The control and management of the Centre are vested in the Governing Body consisting of 23 members. The routine activities and functions of the Centre are supervised by an Executive Committee, with the Secretary, Health & Family Welfare Department, being the Chairman of the Committee. All cancer survivors should have follow-up care. Follow-up care for cancer means consulting a Health care provider for regular medical checkups, once you have finished with treatment. These checkups may include blood tests as well as other tests and procedures that may require for your health, or any problems that may occur due to cancer treatment. These visits are also a time to check for physical and emotional problems that may develop, for months or years for prevention.

ORGANISATION

Governing Body (GB): The Governing Body of the Society consists of 23 members.

1	Chairman	Chief Minister of Kerala
2	Vice-Chairman	Minister for Health & FW, Kerala
3	Alternate Vice-Chairman	Minister for Electricity, Kerala
4	Member	Secretary, Department of Finance, Kerala
5	Member	Secretary, Department of Power, Kerala
6	Member	District Medical Officer, Kannur
7	Member	Secretary, Department of Health & FW, Kerala
8	Member	An eminent Medical Scientist
9	Member	Secretary, Department of Science, Technology & Environment
10	Member	One nominee of the Ministry of Health, Government of India
11	Member	Principal, Medical College, Kozhikode
12	Member	Secretary- Planning & Economic Affairs Department, Kerala
13	Member	Director- Rajiv Gandhi Centre for Bio technology, Trivandrum
14	Member	Director of Medical Education, Directorate of Medical Education, Trivandrum
15	Member & Secretary to GB	Director, Malabar Cancer Centre, Thalassery

16	Member	M.L.A. of the Thalassery constituency
17	Member	President, District Panchayat, Kannur District
18	Member	Chairman, Thalassery Municipality, Thalassery
19	Member	A public man from North Malabar region (to be nominated by Government of Kerala)
20	Member	One Head of the department nominated from Malabar Cancer centre, Thalassery by the Government.
21	Member	One nominee of the Charitable Society established for rehabilitation and financial assistance for poor cancer patients
22	Member	Principal/Chief Executive Officer of Medical College, Pariyaram
23	Member	Director, Regional Cancer Centre, Trivandrum

EXECUTIVE COMMITTEE

Executive Committee (EC): The Executive Committee shall be composed of;

1	Secretary, Health & Family Welfare Department	Chairman
2	Secretary, Finance Department	Member
3	Secretary, Planning and Economic Affairs Department	Member
4	Secretary, Power Department	Member
5	MLA of the Constituency in which MCC is situated	Member
6	Director of Medical Education	Member
7	Chairman, Thalassery Municipality	Member
8	Director, Regional Cancer Centre, Trivandrum	Member
9	Director, Cochin Cancer Centre and Research Centre, Kochi	Member
10	Director, Malabar Cancer Centre	Member/Convenor

DEPARTMENT OF CANCER REGISTRY & EPIDEMIOLOGY

Department of Cancer Registry and Epidemiology was established in the year 2010 and started Hospital Based Cancer Registry partially supported by National Cancer Registry Programme (ICMR), Bangalore. The department routinely published the Hospital Based Cancer Registry reports and this is

the eleventh report of Hospital Based Cancer Registry. The Hospital Based Cancer registry project was renamed as Hospital Based Cancer Registry in India- NCDIR/ICMR and funded by ICMR, Bengaluru, 01.04.2022 to 31.05.2027.

STAFF [Department of Cancer Registry & Epidemiology]

Sl. No	Name	Designation
1.	Dr. Saina Sunilkumar	Lecturer [HOD in charge]
2.	Smt. Bindu T	Lecturer in Biostatistics
3.	Sri. Ratheesan K	Lecturer in Biostatistics
4.	Sri. Prachith K S	Coding Clerk
5.	Smt. Sheena E	Data Entry Operator [Outsource]
6.	Smt. Nisha	Data Entry Operator [Outsource]

PROJECT STAFF

Sl. No	Name	Designation
1.	Nijin P	Social Worker
2.	Rejisha R	Registry Data Entry Operator
3.	Michael Babu	Project Technical Officer [e-Mor Project]
4.	Sreya Dasan R	Data Entry Operator
5.	Shibin Mathew	Social worker [POCSS project]

Currently, the department has the following programmes.

➤ **Hospital Based Cancer Registry [Under the network of ICMR]**

➤ **Population Based Cancer Registry [Under the network of ICMR]**

The department launched Malabar Population Based Cancer Registry partially supported by NCDIR, Bangalore in 2014 for three districts of Kannur, Kasaragod & Mahe. The department also published three PBCR reports for years 2015, 2016 and 2017. The department expanded the PBCR area to five other neighboring districts of Wayanad, Kozhikode, Malappuram, Thrissur and Palakkad in 2018.

➤ **Patterns of Care & Survival Studies in Breast, Cervix and Head & Neck Cancers [Under the network of ICMR]**

Funded project of NCRP/ICMR, Patterns of Care & Survival Studies in Breast, Cervix & Head & Neck cancers started in 2014. The project was renamed as “A study on Patterns of Care & Survival of Breast, Cervix and Head & Neck Cancers in India”.

➤ **e-Mor Project**

National Centre for Disease Informatics and Research, Indian Council of Medical Research has developed the NCDIR electronic Mortality Software (e-Mor) with objective of capturing authentic death related information particularly that of cause of death. The department is also being part of this project from December 2018 onwards.

Hospital Based Cancer Registry [Under the network of ICMR]:

Hospital based cancer registries collect information of cancers reported in a given hospital, regardless of where that person with cancer resides. Hospital based registries help in assessing cancer patient care in a given hospital and aid in hospital administration including the individual hospital's cancer control programmes. Hospital registries help in planning and monitoring survival studies and clinical trials. Hospital registries contribute cases to the population based cancer registry in the area. The primary purpose of Hospital Based Cancer Registries is to contribute to patient care by providing readily accessible information on the patients with cancer, the treatment received and its results. The data is also used for clinical research and for epidemiological purposes. Hospital based cancer registries are concerned with recording of information on the cancer patients seen in a particular hospital (Isabel dos Santos Silva et al, 1999). Within the hospital, a registry is often considered to be an integral part of the hospital's cancer Programme or health care delivery system.

In hospital based cancer registry, the data abstraction and entry are done using the hospital files. The core pro forma contains the demographic details, diagnostic, treatment and follow up details. The details of the ICMR Core pro forma are entered using the ICMR software after retrieving case sheets from the MCC Medical Records division. All variables in the core pro forma except age and various dates are directly selected. The selection box contains all the codes along with their descriptions for each variable. Hence,

this helps to avoid mistakes beyond the range of values for each variable. The selection box corresponding to the variable topography and morphology contains the third edition of international classification of diseases for oncology (ICD-O-3) and the international classification of diseases (ICD-10).

After abstraction, coding and data entry the data were sent to the coordinating unit of the NCRP of ICMR, Bangalore in an electronic format and the data was subjected to various range, consistency, unlikely combinations, and duplicate checks. Necessary corrections are done based on the error list of the cases sent by the coordinating unit and this report is generated.

NATIONAL CANCER REGISTRY PROGRAMME [INDIAN COUNCIL OF MEDICAL RESEARCH]

The Indian Council of Medical Research initiated a network of cancer registries across the country under the National Cancer Registry Programme (NCRP) in December 1981. This move followed the recognition that there was an urgent need for strengthening the existing cancer registries and organization of new cancer registries in different regions of the country.

The Programme was commenced with the following objectives:

1. To generate reliable data on the magnitude and patterns of cancer – this would be based on morbidity and mortality rates including incidence rates according to gender, age and residence of the patient, anatomical site of cancer and proportion of histological type or microscopic confirmation for each site; pattern of different types of cancer according to relative proportions or ratios in various population sub-groups such as religion, language spoken, educational status; clinical stage of disease when patients come to hospital for treatment and where possible the nature of treatment received and outcome;
2. To undertake epidemiologic studies in the form of case control or cohort studies based on observations of registry data;
3. Provide research base for developing appropriate strategies to aid in National Cancer Control Programme; this would be in the form of planning, monitoring and evaluation of activities under this Programme;
4. Develop human resource in cancer registration and Epidemiology.

SUMMARY OF RESULTS

- During the year 2020, a total of 5459 cancer patients were registered at MCC and among them 2879 (52.7%) were males and 2580 (47.3%) were females.
- Average age at diagnosis was 59 years (SD: 16.1) in males and 56 years (SD: 15.0) in females.
- Among males lung cancer (18.9%) was the leading site followed by mouth cancer (6.8%). The third leading cancer was NHL (5.6%).
- Among females, Breast cancer (30.7%) was the leading site of cancer followed by Cervix (7.4%). The third leading cancer was Ovary (6.5%).
- Considering the five year age group, the peak age group was 65-69 years for males and 60-64 years for females.
- Children (0-14 years) constitute 2.5% of all cancers and in children lymphoid leukaemia was the leading cancer in both genders.
- 4.7% of all cancers were in age group 15-34 years. In this age group lymphoid leukaemia (14.1%)

was the leading cancer in males and breast cancer (22%) was the leading cancer in females.

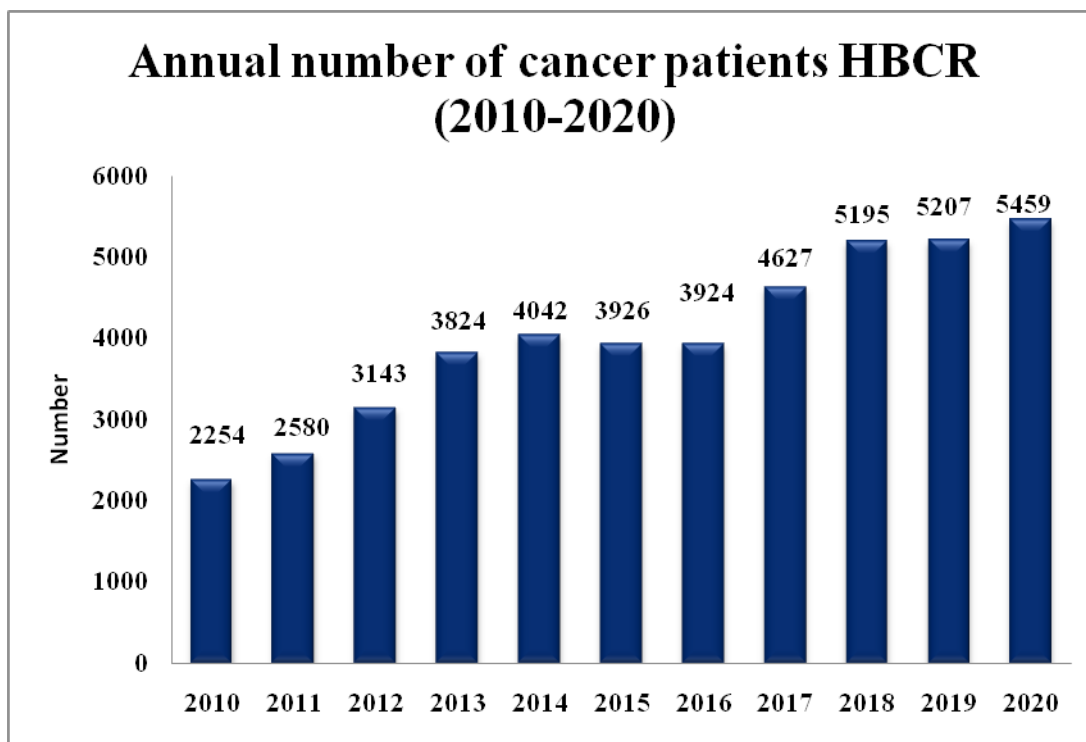
- 56.4% of all cancers were in age group 35-64 years. In 35-64 age group lung cancer (16.2%) was the leading cancer in males and breast cancer (38.9%) was the leading cancer in females.
- 36.4% of all cancers were in age group 65+ years . In this age group lung cancer(25.5%) was the leading cancer in males and breast cancer (16.8%) was the leading cancer in females.
- The proportion of tobacco related cancer relative to all cancers was 45.8% in males and 13.6% in females.
- The peak age group for tobacco related cancer was 65-69 years in males (19.9%) and 75+ years in females (18%).
- Among 5459 registered cases, 86.8% of males and 92.9% of females were microscopically diagnosed.
- Among the microscopically diagnosed cases, histology of primary was available in 84.4% of males and 88.1% of females
- Among 5459 cancer cases, 939(17.2%) of patients received prior treatment only, 751(13.8%) of patients received prior treatment and treatment at MCC and 2119(38.8%) of patients received treatment only at MCC.
- Among 2119 patients who received treatment only at MCC 1106(52.2%) were males and 1013(47.8%) were females.
- The system wise leading cancer was digestive organ (in males and in females) followed by head and neck cancer (in males and in females)

Patterns of Patient Registration, 2020

Type	Total
Patients registered	6705
Malignant	5459
Non malignant	1246

Table 1: Patterns of Patient Registration

Figure 1: Annual Number of Cancer patients, HBCR (2010-2019)



DISTRICT WISE CANCER REGISTRATION HBCR 2020

Table 2 : District wise cancer registration

district	Patients	%
Kannur	2725	50.7%
Kasaragod	974	18.1%
Kozhikode	930	17.3%
Malappuram	327	6.1%
Wayanad	259	4.8%
Palakkad	91	1.7%
Thrissur	39	0.7%
Ernakulam	13	0.2%
Kottayam	8	0.1%
Alappuzha	4	0.1%
Idukki	3	0.1%
Pathanamthitta	1	0.0%
Kollam	3	0.1%
Thiruvananthapuram	3	0.1%
Total	5380	100%

Other states	Patients	%
Mahe (Puducherry)	35	44.3%
Tamilnadu	16	20.3%
Karnataka	18	22.8%
Other states	10	12.7%
Total	79	100%

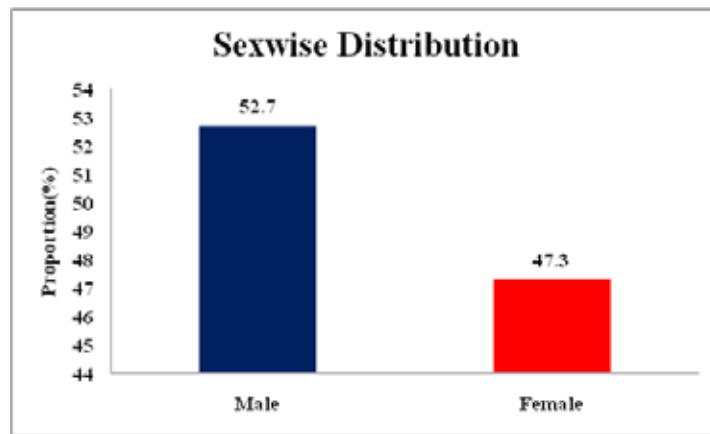


NATIONAL CENTER FOR DISEASE INFORMATICS AND RESEARCH NATIONAL CANCER REGISTRY PROGRAMME

(Indian Council of Medical Research)
Hospital Based Cancer Registry
524 - Malabar Cancer Centre, Kannur

Report Based on Year of Registration: 2020
MAGNITUDE OF CANCERS

During the year 2020, the total number of cancer patients registered in the HBCR was 5459 [Male: 2879, Female: 2580] and the male to female ratio was 1.1:1



LEADING SITE OF CANCERS

- Leading site of cancer among males was Lung cancer(18.9%) followed by mouth(6.8%)
- Leading site of cancer among females was Breast cancer (30.7%) followed by Cervix Uteri(7.4%)

Table 3 : Number (#) and Proportion of Ten Leading Site of Cancer – Males

Rank	Sites (ICD-10)	#	%
1	Lung etc. (C33-34)	544	18.9
2	Mouth (C03-06)	195	6.8
3	NHL (C82-85,C96)	162	5.6
4	Stomach (C16)	161	5.6
5	Tongue (C01-02)	157	5.5
6	Rectum (C19-20)	147	5.1
7	Liver (C22)	133	4.6
8	Prostate (C61)	133	4.6
9	Larynx (C32)	118	4.1
10	Oesophagus (C15)	101	3.5
	All Sites	2879	100

Fig 1 : Relative proportion of Ten leading site of cancer – Males

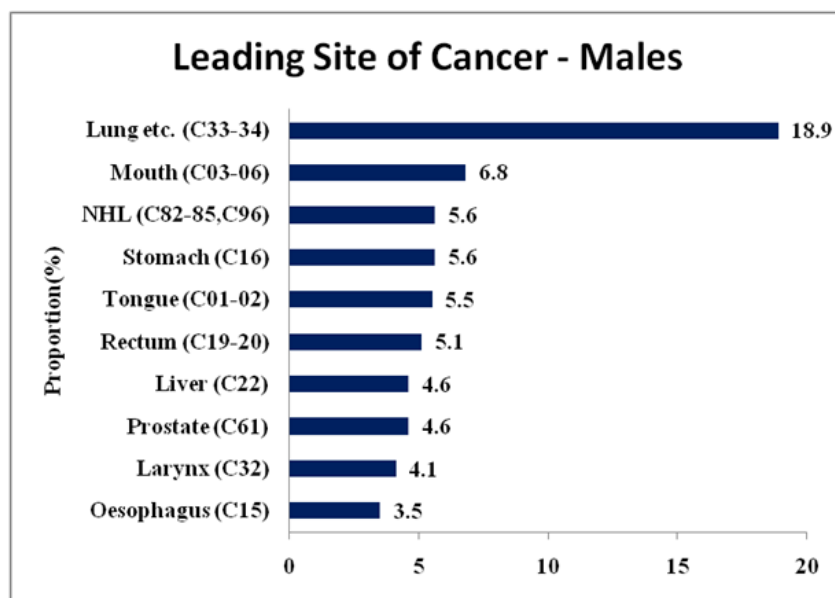
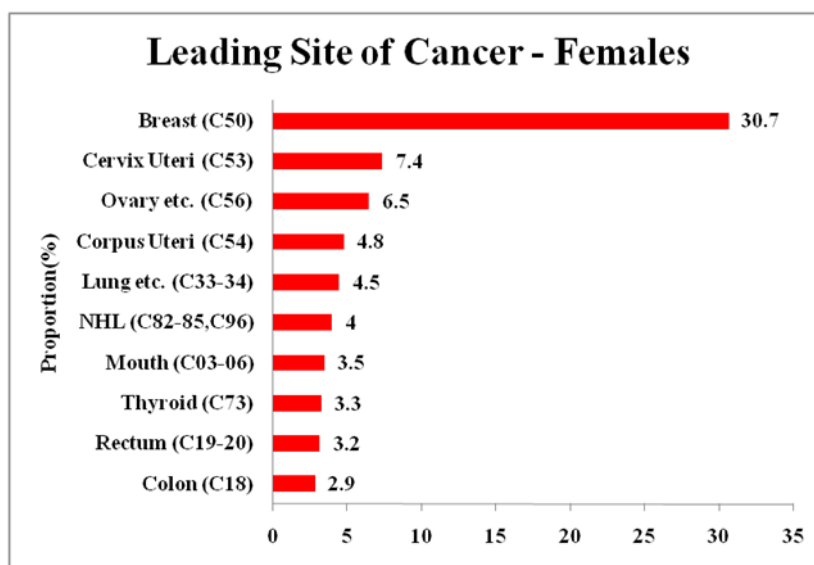


Table 4: Number (#) and Proportion of Ten Leading Site of Cancer – Females

Rank	Sites (ICD-10)	#	%
1	Breast (C50)	793	30.7
2	Cervix Uteri (C53)	192	7.4
3	Ovary etc. (C56)	168	6.5
4	Corpus Uteri (C54)	124	4.8
5	Lung etc. (C33-34)	115	4.5
6	NHL (C82-85,C96)	102	4
7	Mouth (C03-06)	91	3.5
8	Thyroid (C73)	86	3.3
9	Rectum (C19-20)	82	3.2
10	Colon (C18)	74	2.9
	All Sites	2580	100

Fig 2 : Relative proportion of Ten leading site of cancer – Females



CANCER SITES BY AGE AND GENDER

Five year age group

- Peak age group : 65-69 for males and 60-64 for females
- Mean age at diagnosis : 59 years for males and 56 years for females

Table 5 : Five year age distribution

Age in years	Male (N=2879)		Female (N=2580)		Total (5459)	
	#	%	#	%	#	%
00-04	35	1.2	31	1.2	66	1.2
05-09	25	0.9	12	0.5	37	0.7
10-14	21	0.7	13	0.5	34	0.6
15-19	38	1.3	16	0.6	54	0.9
20-24	33	1.1	17	0.7	50	0.9
25-29	32	1.1	30	1.2	62	1.1
30-34	46	1.6	46	1.8	92	1.7
35-39	61	2.1	119	4.6	180	3.3
40-44	118	4.1	203	7.9	321	5.9
45-49	173	6.0	315	12.2	488	8.9
50-54	266	9.2	323	12.5	589	10.8
55-59	336	11.7	315	12.2	652	11.9
60-64	482	16.7	366	14.2	848	15.5
65-69	485	16.8	325	12.6	809	14.8
70-74	414	14.4	229	8.9	643	11.8
75+	314	10.9	220	8.5	534	9.8

Broad age group

- 49.9% of males and 63.6% females were in the age group 35-64 years

Table 6 : Broad age group distribution

Broad Age Groups	Males (N=2879)		Females (N=2580)		Total (N=5459)	
	#	%	#	%	#	%
00-14	81	2.8	56	2.2	137	2.5
15-34	149	5.2	109	4.2	258	4.7
35-64	1436	49.9	1641	63.6	3077	56.4
65+	1213	42.1	774	30.0	1987	36.4

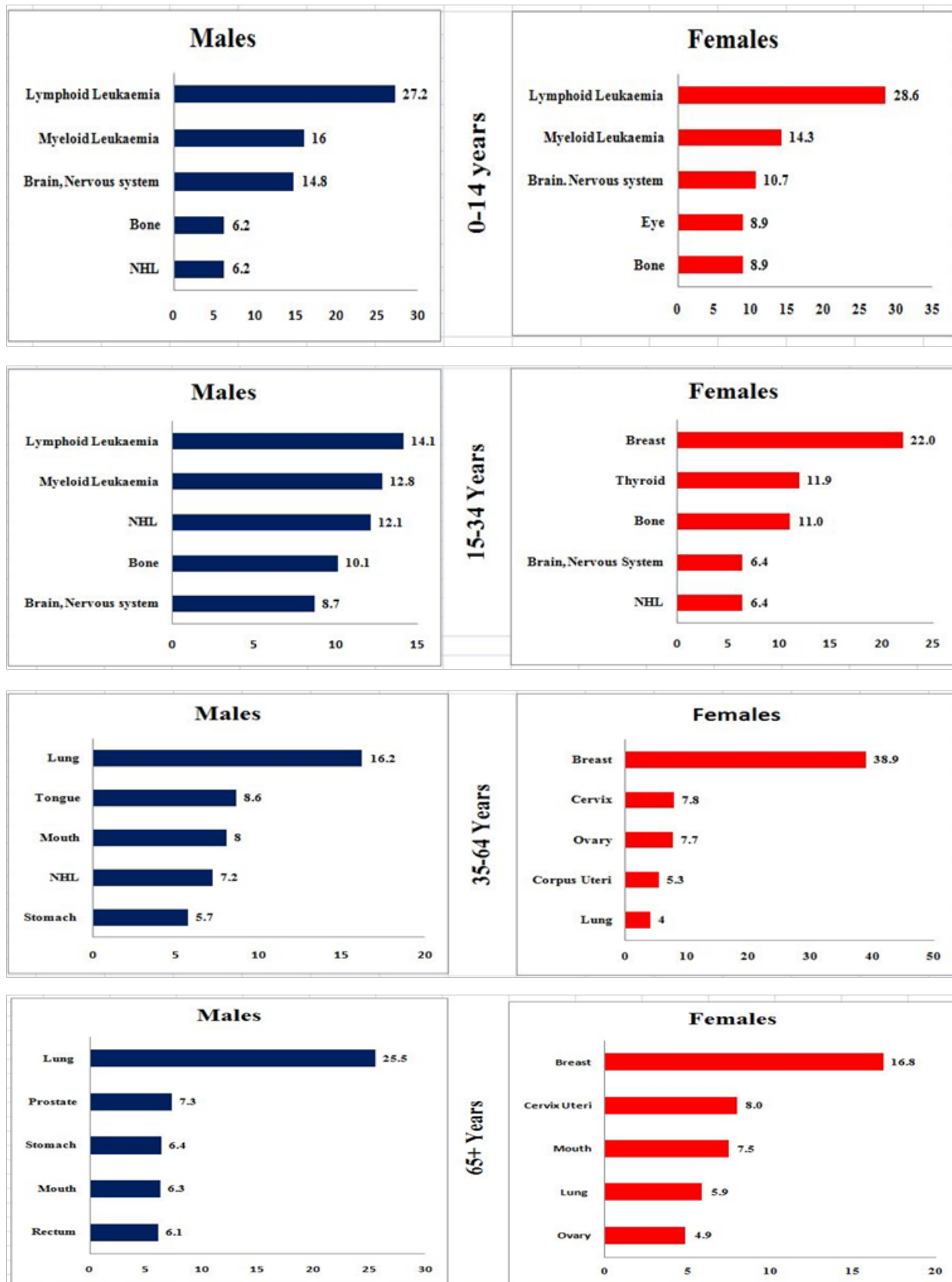
Table 7: Number(#) and relative proportion(%) of childhood cancers

Broad Type of Cancers in Childhood	Boys (N=59)		Girls (N=35)		Total (N=94)	
	#	%	#	%	#	%
Leukaemia	27	45.8	19	54.3	46	48.9
Lymphoma & Reticuloendothelial Neplasm	7	11.9	3	8.6	10	10.6
CNS & Misc. Intracranial & Intra-spinal Neoplasm	7	11.9	2	5.7	9	9.6
Sympathetic Nervous System Tumours	1	1.7	2	5.7	3	3.2
Retinoblastoma	4	6.8	1	2.9	5	5.3
Renal Tumours	2	3.4	-	-	2	2.1
Hepatic Tumours	-	-	-	-		
Malignant Bone Tumours	4	6.8	2	5.7	6	6.4
Soft Tissue Sarcomas	2	3.4	3	8.6	5	5.3
Germ Cell Trophoblastic & Oth. Gonadal Neoplasm	3	5.1	2	5.7	5	5.3
Others (Not Classified)	2	3.4	1	2.9	3	3.2

Table 8 : Number(#) and proportion of leading site of cancer and broad age group

Age	Male				Female			
	Rank	Leading sites	#	%	Rank	Leading sites	#	%
0-14	1	Lymphoid Leukaemia	22	27.2	1	Lymphoid Leukaemia	16	28.6
	2	Myeloid Leukaemia	13	16.0	2	Myeloid Leukaemia	8	14.3
	3	Brain, Nervous system	12	14.8	3	Brain, Nervous system	6	10.7
	4	Bone	5	6.2	4	Eye	5	8.9
	5	NHL	5	6.2	5	Bone	5	8.9
15-34	1	Lymphoid Leukaemia	21	14.1	1	Breast	24	22.0
	2	Myeloid Leukaemia	19	12.8	2	Thyroid	13	11.9
	3	NHL	18	12.1	3	Bone	12	11.0
	4	Bone	15	10.1	4	Brain, Nervous System	7	6.4
	5	Brain, Nervous system	13	8.7	5	NHL	7	6.4
35-64	1	Lung	232	16.2	1	Breast	639	38.9
	2	Tongue	123	8.6	2	Cervix	128	7.8
	3	Mouth	115	8.0	3	Ovary	127	7.7
	4	NHL	104	7.2	4	Corpus Uteri	87	5.3
	5	Stomach	82	5.7	5	Lung	66	4.0
65+	1	Lung	309	25.5	1	Breast	130	16.8
	2	Prostate	88	7.3	2	Cervix Uteri	62	8.0
	3	Stomach	78	6.4	3	Mouth	58	7.5
	4	Mouth	76	6.3	4	Lung	46	5.9
	5	Rectum	74	6.1	5	Ovary	38	4.9

Table 8 : Number(#) and proportion of leading site of cancer and broad age group



TOBACCO RELATED CANCERS

Table 9 : Number (#) and Proportion (%) of Tobacco Related Cancers (TRC) relative to all sites of Cancer

Sites of Cancer	Males		Females	
	#	%	#	%
Lip (C00)	5	0.2	9	0.3
Tongue (C01-02)	157	5.5	46	1.8
Mouth (C03-06)	195	6.8	91	3.5
Oropharynx (C10)	79	2.7	9	0.3
Hypopharynx (C12-13)	60	2.1	15	0.6
Pharynx (C14)	2	0.1	1	-
Oesophagus (C15)	101	3.5	45	1.7
Larynx (C32)	118	4.1	6	0.2
Lung (C33-34)	544	18.9	115	4.5
Urinary Bladder (C67)	59	2	13	0.5
TRC	1320	45.8	350	13.6
All Sites	2879	100	2580	100

Table 10 : Number (#) and Proportion (%) of Specific Sites of Cancers among Tobacco Related Cancers (TRC)

Sites of Cancer	Males		Females	
	#	%	#	%
Lip (C00)	5	0.4	9	2.6
Tongue (C01-02)	157	11.9	46	13.1
Mouth (C03-06)	195	14.8	91	26
Oropharynx (C10)	79	6	9	2.6
Hypopharynx (C12-13)	60	4.5	15	4.3
Pharynx (C14)	2	0.2	1	0.3
Oesophagus (C15)	101	7.7	45	12.9
Larynx (C32)	118	8.9	6	1.7
Lung (C33-34)	544	41.2	115	32.9
Urinary Bladder (C67)	59	4.5	13	3.7
TRC	1320	100	350	100

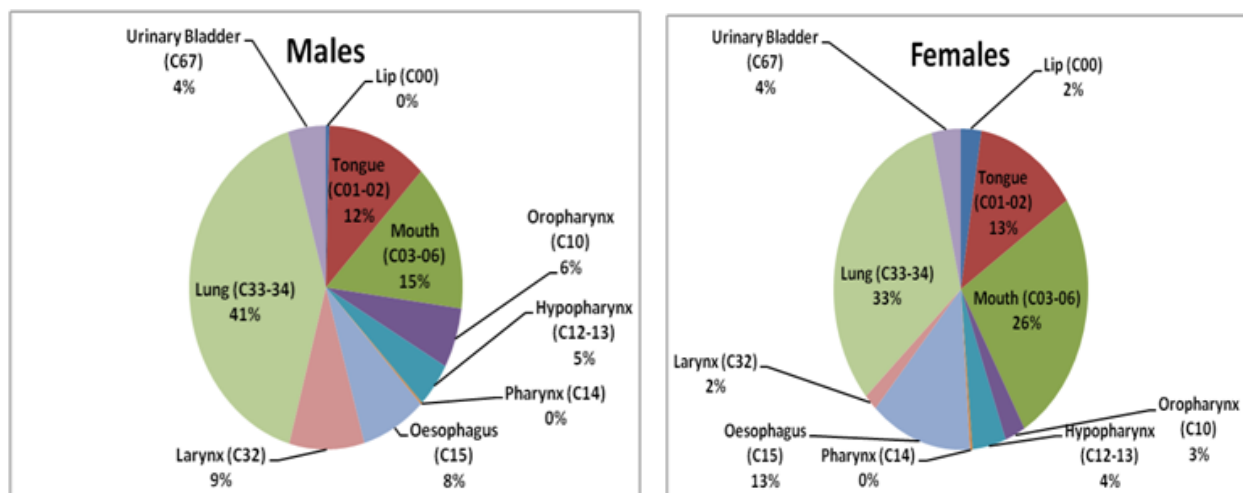


Table 11 : Number (#) and Proportion (%) of Tobacco Related Cancers (TRC) by Five year age group

Age group	Males(N=1320)		Females(N=350)	
	#	%	#	%
20-24	1	0.1	1	0.3
25-29	2	0.2	2	0.6
30-34	10	0.8	7	2.0
35-39	18	1.4	6	1.7
40-44	45	3.4	15	4.3
45-49	79	6.0	26	7.4
50-54	128	9.7	29	8.3
55-59	176	13.3	28	8
60-64	238	18.0	57	16.3
65-69	263	19.9	62	17.7
70-74	201	15.2	54	15.4
75+	159	12	63	18

Peak age group of tobacco related cancer was 65-69 in males and 75+ in females

METHOD OF DIAGNOSIS

Table 12 : Number (#) and Proportion (%) of Cancers by Method of Diagnosis

Method of Diagnosis	Male(N=2879)		Female(N=2580)		Total(N=5459)	
	#	%	#	%	#	%
Microscopic	2499	86.8	2397	92.9	4896	89.7
All imaging Techniques	308	10.7	109	4.2	417	7.6
Clinical	10	0.3	4	0.2	14	0.3
Others	62	2.2	70	2.7	132	2.4

Table 13 : Number (#) and Proportion (%) of Cancers by Different Types of Microscopic Diagnosis

Method of Diagnosis	Male(N=2499)		Female(N=2397)		Total(N=4896)	
	#	%	#	%	#	%
Histology of Primary	2110	84.4	2112	88.1	4222	86.2
Histology of Metastasis	88	3.5	49	2.0	137	2.8
Cytology of Primary	42	1.7	52	2.2	94	1.9
Cytology of Metastasis	65	2.6	44	1.8	109	2.2
Blood Film	98	3.9	71	3	169	3.5
Bone Marrow	96	3.8	69	2.9	165	3.4

CLINICAL EXTENT OF DISEASE

Table 14 : Number (#) and Proportion (%) of Cancers by Clinical Extent of Disease (Treatment only at RI)

Clinical Extent	Males(N=1106)		Females(N=1013)		Total(N=2119)	
	#	%	#	%	#	%
Localised	267	24.1	337	33.3	604	28.5
Regional	409	37	380	37.5	789	37.2
Distant	272	24.6	186	18.4	458	21.6
Others	158	14.3	110	10.9	268	12.6

Table 15 : Number (#) and Proportion (%) of Cancers by Clinical Extent of Disease (Prior Treatment Only)

Clinical Extent	Males(N=487)		Females(N=452)		Total(N=939)	
	#	%	#	%	#	%
Localised	12	2.5	16	3.5	28	3.0
Regional	20	4.1	20	4.4	40	4.3
Distant	44	9	28	6.2	72	7.7
Others	411	84.4	388	85.8	799	85.1

Table 16 : Number (#) and Proportion (%) of Cancers by Clinical Extent of Disease (Prior & Treatment at MCC)

Clinical Extent	Males(N=268)		Females(N=483)		Total(N=751)	
	#	%	#	%	#	%
Localised	14	5.2	44	9.1	58	7.7
Regional	16	6	54	11.2	70	9.3
Distant	27	10.1	30	6.2	57	7.6
Others	211	78.7	355	73.5	566	75.4

Table 17 : Number (#) and Proportion (%) of Cancers by Clinical Extent of Disease (No Treatment)

Clinical Extent	Males(N=1018)		Females(N=632)		Total(N=1650)	
	#	%	#	%	#	%
Localised	173	17	129	20.4	302	18.3
Regional	217	21.3	130	20.6	347	21.0
Distant	458	45	251	39.7	709	43.0
Others	170	16.7	122	19.3	292	17.7

CANCER DIRECTED TREATMENT

Prior Treatment Only:

Patients who received partial or complete cancer directed treatment before registration at MCC and not received any further treatment at MCC.

Prior and Treatment at MCC:

Patients who received some cancer directed treatment prior to registration at MCC and also at MCC.

Treatment Only at MCC:

Patients reporting for the first time at MCC with or without a confirmed diagnosis of malignancy and receiving cancer directed treatment at MCC

No Treatment:

Patients who have either not received or accepted any cancer directed treatment and those who have not completed any form of treatment and when the treatment status is unknown.

Table 18 : Number(#) and Relative Proportion (%) of Cancers by treatment at MCC and/ or elsewhere

Treatment	Male(N=2879)		Female(N=2580)		Total(=5459)	
	#	%	#	%	#	%
Prior treatment Only	487	16.9	452	17.5	939	17.2
Prior treatment & treatment at MCC	268	9.3	483	18.7	751	13.8
Treatment Only at MCC	1106	38.4	1013	39.3	2119	38.8
No treatment	1018	35.4	632	24.5	1650	30.2

Table 19: Number (#) and Relative Proportion (%) of Patients according to type of treatment given (Treatment Only at MCC)

	Males (N=1106)		Females (N=1013)		Total (N= 2119)	
	#	%	#	%	#	%
Specific Treatments						
Surgery	123	11.1	118	11.6	241	11.4
Radiotherapy	358	32.4	134	13.2	492	23.2
Chemotherapy	178	16.1	148	14.6	326	15.4
S + R	78	7.1	50	4.9	128	6.0
S + C	50	4.5	77	7.6	127	6.0
R + C	193	17.5	111	11	304	14.3
S + R + C	79	7.1	60	5.9	139	6.6
Hormonotherapy	16	1.4	19	1.9	35	1.7
S + H	1	0.1	33	3.3	34	1.6
R + H	20	1.8	11	1.1	31	1.5
C + H	4	0.4	13	1.3	17	0.8
S + R + H	-	-	18	1.8	18	0.8
S + C + H	-	-	40	3.9	40	1.9
R + C + H	2	0.2	6	0.6	8	0.4
S + R + C + H	1	0.1	175	17.3	176	8.3
Others	3	0.3	-	-	3	0.1

Table 20: Number (#) and Relative Proportion (%) of Cancer Patients according to Any Specific Treatment relative to all Treatment Procedures (Treatment Only at RI)

Treatments	Males (N=1617)		Females (N=2081)		Total (N=3698)	
	#	%	#	%	#	%
Any Surgery	332	20.5	571	27.4	903	24.4
Any Radiotherapy	731	45.2	565	27.2	1296	35.0
Any Chemotherapy	507	31.4	630	30.3	1137	30.7
Any Hormone Therapy	44	2.7	315	15.1	359	9.7
Any Others	3	0.2	-	-	3	0.1

Table 21: Number (#) and Relative Proportion of Cancers based on type of treatment at MCC (Prior & treatment at MCC)

Type of Treatment	Prior Treatment						Treatment at MCC					
	Males (N=268)		Females (N=483)		Total (N=751)		Males (N=268)		Females (N=483)		Total (N=751)	
	#	%	#	%	#	%	#	%	#	%	#	%
Surgery (S)	135	50.4	232	48.0	367	48.9	32	11.9	37	7.7	69	9.2
Radiotherapy (R)	8	3.0	17	3.5	25	3.3	72	26.9	109	22.6	181	24.1
Chemotherapy (C)	52	19.4	58	12.0	110	14.6	74	27.6	60	12.4	134	17.8
S + R	5	1.9	12	2.5	17	2.3	8	3.0	12	2.5	20	2.7
S + C	29	10.8	68	14.1	97	12.9	10	3.7	25	5.2	35	4.7
R + C	8	3.0	31	6.4	39	5.2	48	17.9	64	13.3	112	14.9
S + R + C	10	3.7	28	5.8	38	5.1	5	1.9	14	2.9	19	2.5
Others	21	7.8	37	7.7	58	7.7	19	7.1	162	33.5	181	24.1

Table 22 : Number (#) and Relative proportion (%) of Type of Treatment according to Clinical Extent of Disease (Treatment Only at RI)
Localised

Type of Treatment	Males (N=267)		Females (N=337)		Total (N=604)	
	#	%	#	%	#	%
Surgery	96	36	86	25.5	182	30.1
Radiotherapy	66	24.7	39	11.6	105	17.4
Chemotherapy	12	4.5	6	1.8	18	3.0
S + R	23	8.6	33	9.8	56	9.3
S + C	17	6.4	22	6.5	39	6.5
R + C	26	9.7	48	14.2	74	12.3
S + R + C	16	6	17	5	33	5.5
Hormonotherapy	3	1.1	2	0.6	5	0.8
S + H	-	-	15	4.5	15	2.5
R + H	7	2.6	-	-	7	1.2
S + R + H	-	-	7	2.1	7	1.2
S + C + H	-	-	22	6.5	22	3.6
R + C + H	1	0.4	-	-	1	0.2
S + R + C + H	-	-	40	11.9	40	6.6

Regional

	Males (N=409)		Females (N=380)		Total (N=789)	
	#	%	#	%	#	%
Surgery	22	5.4	24	6.3	46	5.8
Radiotherapy	149	36.4	40	10.5	189	24.0
Chemotherapy	10	2.4	8	2.1	18	2.3
S + R	53	13	15	3.9	68	8.6
S + C	28	6.8	34	8.9	62	7.9
R + C	86	21	35	9.2	121	15.3
S + R + C	59	14.4	41	10.8	100	12.7
Hormonotherapy	1	0.2	6	1.6	7	0.9
S + H	-	-	18	4.7	18	2.3
R + H	-	-	1	0.3	1	0.1
C + H	-	-	3	0.8	3	0.4
S + R + H	-	-	10	2.6	10	1.3
S + C + H	-	-	18	4.7	18	2.3
S + R + C + H	1	0.2	127	33.4	128	16.2

Distant

	Males (N=272)		Females (N=186)		Total (N=458)	
	#	%	#	%	#	%
Surgery	5	1.8	6	3.2	11	2.4
Radiotherapy	134	49.3	50	26.9	184	40.2
Chemotherapy	46	16.9	40	21.5	86	18.8
S + R	1	0.4	2	1.1	3	0.7
S + C	4	1.5	19	10.2	23	5.0
R + C	48	17.6	21	11.3	69	15.1
S + R + C	4	1.5	2	1.1	6	1.3
Hormonotherapy	12	4.4	11	5.9	23	5.0
S + H	1	0.4	-	-	1	0.2
R + H	12	4.4	10	5.4	22	4.8
C + H	4	1.5	10	5.4	14	3.1
S + R + H	-	-	1	0.5	1	0.2
R + C + H	1	0.4	6	3.2	7	1.5
S + R + C + H	-	-	8	4.3	8	1.7

Intention to Treat:

Table 23: Number (#) and Relative Proportion (%) of Cancers by intent to treat [Excluding Previously treated]

Intention to treat	Male (N=1106)		Female (N=1013)		Total (N=2119)	
	#	%	#	%	#	%
Radical	587	53.1	745	73.5	1332	62.9
Palliative	519	46.9	268	26.5	787	37.1

DEMOGRAPHIC DETAILS

TABLE 24 : NUMBER (#) AND RELATIVE PROPORTION OF CANCERS BY RELIGION

Religious Groups	Males (N=2879)		Females (N=2580)		Total (N=5459)	
	#	%	#	%	#	%
Hindu	1760	61	1644	63.6	3404	62.36
Muslim	850	29.5	721	27.9	1571	28.78
Christian	269	9.3	215	8.3	484	8.87

Table 25: Number (#) and Relative Proportion of Cancers by Education

Education	Males (N=2879)		Females (N=2580)		Total (N=5459)	
	#	%	#	%	#	%
Below 5 years	35	1.2	31	1.2	66	1.2
Illiterate	246	8.5	282	10.9	528	9.7
Literate	215	7.5	246	9.5	461	8.4
Primary	799	27.8	614	23.8	1413	25.9
Middle	725	25.2	651	25.2	1376	25.2
Secondary	648	22.5	513	19.9	1161	21.3
Technical	24	0.8	5	0.2	29	0.5
College	155	5.4	209	8.1	364	6.7
Others	2	0.1	5	0.2	7	0.1
Unknown	30	1	24	0.9	54	1.0

Table 26: Number (#) and Relative Proportion of Cancers by Marital Status

Marital Status	Males (N=2879)		Females (N=2580)		Total (N=5459)	
	#	%	#	%	#	%
Unmarried	258	9	166	6.4	424	7.8
Married	2589	89.9	1990	77.1	4579	83.9
Widowed	27	0.9	407	15.8	434	8.0
Divorced	4	0.1	14	0.5	18	0.3
Separated	1	-	-	-	1	0.02
Others	-	-	1	-	1	0.02
Unknown	-	-	2	0.1	2	0.04

**DETAILED INFORMATION
NCRP-ICMR DIAGNOSTIC,
CLINICAL AND
DEMOGRAPHIC**

**NATIONAL CENTRE FOR DISEASE INFORMATICS AND RESEARCH
NATIONAL CANCER REGISTRY PROGRAMME**

(Indian Council of Medical Research)

**Hospital Based Cancer Registry
524 HBCR - Malabar Cancer Centre, Kannur**

Report Based on Year of Registration : 2020

TABLE 1(a): Number of cancers by site (ICD-10) and Five Year Age Group - Males

As on: 28/11/2022

ICD 10	Site	00-04	05-09	10-14	15-19	20-24	25-29	30-34	35-39	40-44	45-49	50-54	55-59	60-64	65-69	70-74	75+	Unk	Total	%
C00	Lip	-	-	-	-	-	-	-	-	-	2	-	2	1	-	-	-	-	5	0.2
C01-02	Tongue	-	-	-	-	-	-	3	8	15	23	24	22	31	17	8	6	-	157	5.5
C03-06	Mouth	-	-	-	-	-	-	4	3	11	22	29	28	22	26	25	25	-	195	6.8
C07-08	Salivary Gland	-	-	-	-	-	-	-	2	-	1	-	-	4	1	-	3	-	11	0.4
C09	Tonsil	-	-	-	-	-	-	-	1	-	-	1	-	-	-	-	-	-	2	0.1
C10	Oth. Oropharynx	-	-	-	-	-	-	-	1	3	7	8	10	14	17	10	9	-	79	2.7
C11	Nasopharynx	-	-	-	1	2	1	-	-	-	-	-	-	-	2	-	1	-	7	0.2
C12-13	Hypopharynx	-	-	-	-	-	-	1	1	1	2	6	6	7	9	14	13	-	60	2.1
C14	Pharynx Unspecified	-	-	-	-	-	-	-	-	-	-	-	-	1	1	-	-	-	2	0.1
C15	Oesophagus	-	-	-	-	-	-	-	1	1	-	10	14	26	18	19	12	-	101	3.5
C16	Stomach	-	-	-	-	-	-	1	4	7	6	12	19	34	32	22	24	-	161	5.6
C17	Small Intestine	-	-	-	-	-	-	-	1	1	-	1	-	2	2	-	4	-	11	0.4
C18	Colon	-	-	-	1	1	-	3	4	4	11	6	6	13	14	11	8	-	82	2.8
C19-20	Rectum	-	-	-	-	2	1	2	3	3	14	13	13	22	21	32	21	-	147	5.1
C21	Anus & Anal Canal	-	-	-	-	-	-	-	-	-	-	1	1	-	4	1	1	-	8	0.3
C22	Liver	-	-	-	-	-	-	-	1	-	1	13	18	30	29	23	18	-	133	4.6
C23-24	Gallbladder etc.	-	-	-	-	-	-	-	2	1	1	2	3	4	5	3	-	-	21	0.7
C25	Pancreas	-	-	-	1	-	1	3	1	1	5	8	10	7	10	10	6	-	63	2.2
C30-31	Nose, Sinuses etc.	-	-	-	-	-	-	-	-	-	-	1	4	1	1	1	-	-	8	0.3
C32	Larynx	-	-	-	-	1	-	1	2	4	7	14	16	20	25	17	11	-	118	4.1
C33-34	Lung etc.	-	-	-	-	-	2	1	2	8	14	33	72	103	138	102	69	-	544	18.9
C37-38	Other Thoracic Organs	-	-	-	-	1	2	1	-	-	-	-	1	-	-	-	-	-	5	0.2
C40-41	Bone	1	1	3	8	3	3	1	2	3	2	-	1	1	1	-	-	-	30	1.0
C43	Melanoma of Skin	-	-	-	2	-	1	2	3	3	3	4	3	8	3	3	10	-	45	1.6
C44	Other Skin	-	-	-	-	-	-	-	-	1	1	-	-	-	-	1	-	-	3	0.1
C45	Mesothelioma	-	-	-	-	-	-	-	-	-	-	-	-	-	-	-	-	-	-	-
C46	Kaposi Sarcoma	-	-	-	-	-	-	-	-	-	-	-	-	-	-	-	-	-	-	-
C47+C49	Conn. & Soft Tissue	1	-	2	2	1	3	1	2	1	1	3	2	2	3	1	2	-	27	0.9
C50	Breast	-	-	-	-	-	-	-	-	-	-	-	-	1	2	1	-	-	4	0.1
C60	Penis	-	-	-	-	-	-	-	-	-	2	3	2	5	2	1	4	-	19	0.7
C61	Prostate	-	-	-	-	-	-	-	-	1	1	1	11	31	28	44	16	-	133	4.6
C62	Testis	3	-	1	-	3	-	2	3	1	1	-	1	-	-	-	-	-	15	0.5
C63	Other Male Genital	-	-	-	-	-	-	-	-	-	-	-	-	-	1	-	1	-	2	0.1
C64	Kidney etc.	2	-	1	-	-	-	1	1	4	3	8	4	4	4	3	8	-	43	1.5
C65	Renal Pelvis	-	-	-	-	-	-	-	-	-	-	-	-	-	-	1	-	-	1	0.0
C66	Ureter	-	-	-	-	-	-	-	-	-	-	-	-	2	-	1	-	-	3	0.1
C67	Bladder	-	-	-	-	-	-	-	-	2	2	4	6	13	12	6	14	-	59	2.0
C68	Uns. Urinary Organs	-	-	-	-	-	-	-	-	-	-	-	-	-	-	-	-	-	-	-
C69	Eye	5	-	-	-	-	-	-	-	-	1	-	-	-	-	-	-	-	6	0.2
C70-72	Brain, Nervous System	3	5	4	1	2	5	5	2	5	4	9	8	7	5	1	-	-	66	2.3
C73	Thyroid	-	-	1	1	-	-	1	2	4	2	7	3	4	3	1	2	-	31	1.1
C74	Adrenal Gland	1	-	-	-	-	-	-	-	-	-	-	-	-	-	-	-	-	1	0.0
C81	Hodgkins Disease	2	2	1	2	3	-	1	-	1	1	2	4	5	-	-	-	-	24	0.8
C82-85,C96	NHL	3	1	1	4	5	4	5	6	18	17	17	21	25	17	15	3	-	162	5.6
C88	Malig Imn.Prol D	-	-	-	-	-	-	-	-	-	-	-	-	-	-	-	-	-	-	-
C90	Multiple Myeloma	-	-	-	-	-	-	-	-	8	5	11	9	13	10	14	7	-	77	2.7
C91	Lymphoid Leuk.	7	12	3	7	6	5	3	1	2	2	2	4	1	3	5	1	-	64	2.2
C92-94	Myeloid Leukaemia	6	3	4	8	3	4	4	2	2	6	7	2	4	5	4	1	-	65	2.3
C95	Leukaemia Uns	-	-	-	-	-	-	-	-	-	-	-	1	-	-	-	-	-	1	0.0
O&U	Other and Uns	1	1	-	-	-	-	-	-	2	3	6	9	14	14	14	14	-	78	2.7
	All Sites	35	25	21	38	33	32	46	61	118	173	266	336	482	485	414	314	-	2879	100.0

O & U : C26, C39, C48, C75, C76, C77, C78, C79, C80, C97

**NATIONAL CENTRE FOR DISEASE INFORMATICS AND RESEARCH
NATIONAL CANCER REGISTRY PROGRAMME**

(Indian Council of Medical Research)

Hospital Based Cancer Registry

524 HBCR - Malabar Cancer Centre, Kannur

Report Based on Year of Registration : 2020

TABLE 1(b): Number of cancers by site (ICD-10) and Five Year Age Group - Females

As on: 28/11/2022

ICD 10	Site	00-04	05-09	10-14	15-19	20-24	25-29	30-34	35-39	40-44	45-49	50-54	55-59	60-64	65-69	70-74	75+	Unk	Total	%
C00	Lip	-	-	-	-	-	-	-	-	-	1	1	-	1	-	3	3	-	9	0.3
C01-02	Tongue	-	-	-	-	1	-	1	3	1	3	4	4	10	8	6	5	-	46	1.8
C03-06	Mouth	-	-	-	-	-	-	2	1	3	2	3	6	16	19	13	26	-	91	3.5
C07-08	Salivary Gland	-	-	-	-	1	-	-	1	-	1	-	1	1	-	-	-	-	5	0.2
C09	Tonsil	-	-	-	-	-	-	-	-	-	-	-	-	-	-	-	-	-	-	-
C10	Oth. Oropharynx	-	-	-	-	-	-	1	-	-	-	-	5	2	-	-	1	-	9	0.3
C11	Nasopharynx	-	-	-	1	1	-	-	-	-	-	-	-	-	-	-	1	-	3	0.1
C12-13	Hypopharynx	-	-	-	-	-	-	1	-	-	1	1	-	2	4	4	2	-	15	0.6
C14	Pharynx Unspecified	-	-	-	-	-	-	-	-	-	1	-	-	-	-	-	-	-	1	0.0
C15	Oesophagus	-	-	-	-	-	-	-	-	2	2	1	3	6	8	8	15	-	45	1.7
C16	Stomach	-	-	-	-	-	-	-	1	5	2	6	6	11	13	8	7	-	59	2.3
C17	Small Intestine	-	-	-	-	-	-	-	-	-	1	2	-	1	-	2	-	-	6	0.2
C18	Colon	-	-	-	-	1	-	-	2	6	8	6	8	9	13	11	10	-	74	2.9
C19-20	Rectum	-	-	-	-	1	1	-	3	2	5	8	10	15	10	11	16	-	82	3.2
C21	Anus & Anal Canal	-	-	-	-	-	-	-	-	-	-	1	1	1	4	1	1	-	9	0.3
C22	Liver	-	-	1	-	-	-	1	1	1	1	1	5	3	11	6	10	-	41	1.6
C23-24	Gallbladder etc.	-	-	-	-	-	1	-	-	3	3	3	4	3	5	7	4	-	33	1.3
C25	Pancreas	-	-	-	-	-	-	-	2	3	4	5	5	11	7	5	2	-	44	1.7
C30-31	Nose, Sinuses etc.	-	-	1	-	-	-	-	1	-	3	1	-	2	-	1	-	-	9	0.3
C32	Larynx	-	-	-	-	-	-	-	-	-	1	1	-	2	1	1	-	-	6	0.2
C33-34	Lung etc.	-	-	-	-	-	1	2	2	8	15	16	8	17	19	18	9	-	115	4.5
C37-38	Other Thoracic Organs	-	-	-	-	-	-	-	3	1	-	-	-	-	-	-	-	-	4	0.2
C40-41	Bone	2	2	1	5	2	3	2	2	-	1	1	2	3	3	-	-	-	29	1.1
C43	Melanoma of Skin	-	-	-	-	-	-	-	-	-	4	1	5	4	7	4	11	-	36	1.4
C44	Other Skin	-	-	-	-	-	-	-	-	-	-	-	-	-	-	1	-	-	1	0.0
C45	Mesothelioma	-	-	-	-	-	-	-	-	-	-	-	-	-	-	-	-	-	-	-
C46	Kaposi Sarcoma	-	-	-	-	-	-	-	-	-	-	-	-	-	-	-	-	-	-	-
C47+C49	Conn. & Soft Tissue	3	-	1	-	-	2	1	1	3	4	2	3	1	3	3	2	-	29	1.1
C50	Breast	-	-	-	-	2	6	16	56	101	124	137	113	108	68	38	24	-	793	30.7
C51	Vulva	-	-	-	-	-	1	-	-	-	1	-	-	2	-	1	-	-	5	0.2
C52	Vagina	-	-	-	-	-	-	-	-	-	1	-	-	3	1	2	2	-	9	0.3
C53	Cervix Uteri	-	-	-	-	-	-	2	4	14	34	29	27	20	39	8	15	-	192	7.4
C54	Corpus Uteri	-	-	-	-	-	-	-	-	8	13	18	27	21	22	11	4	-	124	4.8
C55	Uterus Unspecified	-	-	-	-	-	-	-	-	-	1	1	-	1	-	-	-	-	3	0.1
C56	Ovary etc.	-	-	-	-	-	1	2	14	10	30	24	27	22	13	13	12	-	168	6.5
C57	Other Female Genital	-	-	-	-	-	-	-	-	1	2	1	1	-	-	-	-	-	5	0.2
C58	Placenta	-	-	-	-	-	-	-	-	-	-	-	-	-	-	-	-	-	-	-
C64	Kidney etc.	-	-	-	-	1	1	-	-	1	3	2	3	-	1	-	-	-	12	0.5
C65	Renal Pelvis	-	-	-	-	-	-	-	-	-	-	1	-	-	-	-	-	-	1	0.0
C66	Ureter	-	-	-	-	-	-	-	-	-	-	1	-	-	-	-	-	-	1	0.0
C67	Bladder	-	-	-	-	-	1	-	-	1	-	2	2	1	3	1	2	-	13	0.5
C68	Uns.Urinary Organs	-	-	-	-	-	-	-	-	-	-	-	-	-	-	-	-	-	-	-
C69	Eye	5	-	-	-	-	-	-	-	-	-	-	-	-	-	1	1	-	7	0.3
C70-72	Brain, Nervous System	3	1	2	2	2	2	1	4	4	5	3	4	3	2	1	-	-	39	1.5
C73	Thyroid	-	1	-	3	1	3	6	12	8	14	8	4	11	7	3	5	-	86	3.3
C74	Adrenal Gland	3	1	-	-	-	-	-	-	-	-	-	-	-	-	-	-	-	4	0.2
C81	Hodgkins Disease	-	1	-	2	1	-	1	-	1	-	1	-	-	1	-	1	-	9	0.3
C82-85, C96	NHL	2	-	1	-	2	2	3	1	4	8	10	9	23	14	13	10	-	102	4.0
C88	Malig Imm.Prol D	-	-	-	-	-	-	-	-	-	-	-	-	-	-	-	-	-	-	-
C90	Multiple Myeloma	-	-	-	-	-	-	-	-	2	5	5	6	9	8	8	8	-	51	2.0
C91	Lymphoid Leuk.	11	2	3	2	1	-	1	1	-	1	4	3	3	-	5	1	-	38	1.5
C92-94	Myeloid Leukaemia	2	4	2	1	-	3	3	4	9	6	11	6	7	4	1	3	-	66	2.6
C95	Leukaemia Uns	-	-	1	-	-	-	-	-	-	-	-	-	-	-	-	1	-	2	0.1
O&U	Other and Uns	-	-	-	-	-	2	-	-	1	4	1	7	11	7	10	6	-	49	1.9
	All Sites	31	12	13	16	17	30	46	119	203	315	323	315	366	325	229	220	-	2580	100.0

O & U : C26, C39, C48, C75, C76, C77, C78, C79, C80, C97

**NATIONAL CENTRE FOR DISEASE INFORMATICS AND RESEARCH
NATIONAL CANCER REGISTRY PROGRAMME**

(Indian Council of Medical Research)

Hospital Based Cancer Registry

524 HBCR - Malabar Cancer Centre, Kannur

Report Based on Year of Registration : 2020

TABLE 2(a): Number(#) and Proportion(%) of cancers by site (ICD-10) and Method of Diagnosis - Males

As on: 28/11/2022

ICD 10	Site Name	Microscopic		X-Ray / Imaging		Clinical		Others		Unknown		Total	
		#	%	#	%	#	%	#	%	#	%	#	%
C00	Lip	4	80.0	-	-	-	-	1	20.0	-	-	5	100.0
C01-02	Tongue	154	98.1	-	-	1	0.6	2	1.3	-	-	157	100.0
C03-06	Mouth	181	92.8	1	0.5	7	3.6	6	3.1	-	-	195	100.0
C07-08	Salivary Gland	10	90.9	-	-	-	-	1	9.1	-	-	11	100.0
C09	Tonsil	2	100.0	-	-	-	-	-	-	-	-	2	100.0
C10	Oth. Oropharynx	76	96.2	1	1.3	-	-	2	2.5	-	-	79	100.0
C11	Nasopharynx	7	100.0	-	-	-	-	-	-	-	-	7	100.0
C12-13	Hypopharynx	54	90.0	1	1.7	1	1.7	4	6.7	-	-	60	100.0
C14	Pharynx Unspecified	2	100.0	-	-	-	-	-	-	-	-	2	100.0
C15	Oesophagus	95	94.1	4	4.0	-	-	2	2.0	-	-	101	100.0
C16	Stomach	148	91.9	5	3.1	-	-	8	5.0	-	-	161	100.0
C17	Small Intestine	11	100.0	-	-	-	-	-	-	-	-	11	100.0
C18	Colon	68	82.9	9	11.0	-	-	5	6.1	-	-	82	100.0
C19-20	Rectum	139	94.6	7	4.8	1	0.7	-	-	-	-	147	100.0
C21	Anus & Anal Canal	7	87.5	-	-	-	-	1	12.5	-	-	8	100.0
C22	Liver	34	25.6	98	73.7	-	-	1	0.8	-	-	133	100.0
C23-24	Gallbladder etc.	17	81.0	3	14.3	-	-	1	4.8	-	-	21	100.0
C25	Pancreas	42	66.7	19	30.2	-	-	2	3.2	-	-	63	100.0
C30-31	Nose, Sinuses etc.	8	100.0	-	-	-	-	-	-	-	-	8	100.0
C32	Larynx	106	89.8	4	3.4	-	-	8	6.8	-	-	118	100.0
C33-34	Lung etc.	430	79.0	109	20.0	-	-	5	0.9	-	-	544	100.0
C37-38	Other Thoracic Organs	5	100.0	-	-	-	-	-	-	-	-	5	100.0
C40-41	Bone	30	100.0	-	-	-	-	-	-	-	-	30	100.0
C43	Melanoma of Skin	45	100.0	-	-	-	-	-	-	-	-	45	100.0
C44	Other Skin	3	100.0	-	-	-	-	-	-	-	-	3	100.0
C45	Mesothelioma	-	-	-	-	-	-	-	-	-	-	-	-
C46	Kaposi Sarcoma	-	-	-	-	-	-	-	-	-	-	-	-
C47+C49	Conn. & Soft Tissue	27	100.0	-	-	-	-	-	-	-	-	27	100.0
C50	Breast	4	100.0	-	-	-	-	-	-	-	-	4	100.0
C51	Vulva	-	-	-	-	-	-	-	-	-	-	-	-
C52	Vagina	-	-	-	-	-	-	-	-	-	-	-	-
C53	Cervix Uteri	-	-	-	-	-	-	-	-	-	-	-	-
C54	Corpus Uteri	-	-	-	-	-	-	-	-	-	-	-	-
C55	Uterus Unspecified	-	-	-	-	-	-	-	-	-	-	-	-
C56	Ovary etc.	-	-	-	-	-	-	-	-	-	-	-	-
C57	Other Female Genital	-	-	-	-	-	-	-	-	-	-	-	-
C58	Placenta	-	-	-	-	-	-	-	-	-	-	-	-
C60	Penis	18	94.7	-	-	-	-	1	5.3	-	-	19	100.0
C61	Prostate	115	86.5	9	6.8	-	-	9	6.8	-	-	133	100.0
C62	Testis	15	100.0	-	-	-	-	-	-	-	-	15	100.0
C63	Other Male Genital	2	100.0	-	-	-	-	-	-	-	-	2	100.0
C64	Kidney etc.	41	95.3	2	4.7	-	-	-	-	-	-	43	100.0
C65	Renal Pelvis	1	100.0	-	-	-	-	-	-	-	-	1	100.0
C66	Ureter	3	100.0	-	-	-	-	-	-	-	-	3	100.0
C67	Bladder	50	84.7	8	13.6	-	-	1	1.7	-	-	59	100.0
C68	Uns.Urinary Organs	-	-	-	-	-	-	-	-	-	-	-	-
C69	Eye	6	100.0	-	-	-	-	-	-	-	-	6	100.0
C70-72	Brain, Nervous System	61	92.4	5	7.6	-	-	-	-	-	-	66	100.0
C73	Thyroid	31	100.0	-	-	-	-	-	-	-	-	31	100.0
C74	Adrenal Gland	1	100.0	-	-	-	-	-	-	-	-	1	100.0
C81	Hodgkins Disease	24	100.0	-	-	-	-	-	-	-	-	24	100.0
C82-85,C96	NHL	161	99.4	-	-	-	-	1	0.6	-	-	162	100.0
C88	Malig Imn.Prol D	-	-	-	-	-	-	-	-	-	-	-	-
C90	Multiple Myeloma	76	98.7	-	-	-	-	1	1.3	-	-	77	100.0
C91	Lymphoid Leuk.	64	100.0	-	-	-	-	-	-	-	-	64	100.0
C92-94	Myeloid Leukaemia	65	100.0	-	-	-	-	-	-	-	-	65	100.0
C95	Leukaemia Uns	1	100.0	-	-	-	-	-	-	-	-	1	100.0
O&U	Other and Uns	55	70.5	23	29.5	-	-	-	-	-	-	78	100.0
	All Sites	2499	86.8	308	10.7	10	0.3	62	2.2	-	-	2879	100.0

O & U : C26, C39, C48, C75, C76, C77, C78, C79, C80, C97

**NATIONAL CENTRE FOR DISEASE INFORMATICS AND RESEARCH
NATIONAL CANCER REGISTRY PROGRAMME**

(Indian Council of Medical Research)

Hospital Based Cancer Registry

524 HBCR - Malabar Cancer Centre, Kannur

Report Based on Year of Registration : 2020

TABLE 2(b): Number(#) and Proportion(%) of cancers by site (ICD-10) and Method of Diagnosis - Females

As on: 28/11/2022

ICD 10	Site Name	Microscopic		X-Ray / Imaging		Clinical		Others		Unknown		Total	
		#	%	#	%	#	%	#	%	#	%	#	%
C00	Lip	9	100.0	-	-	-	-	-	-	-	-	9	100.0
C01-02	Tongue	45	97.8	1	2.2	-	-	-	-	-	-	46	100.0
C03-06	Mouth	91	100.0	-	-	-	-	-	-	-	-	91	100.0
C07-08	Salivary Gland	5	100.0	-	-	-	-	-	-	-	-	5	100.0
C09	Tonsil	-	-	-	-	-	-	-	-	-	-	-	-
C10	Oth. Oropharynx	8	88.9	-	-	-	-	1	11.1	-	-	9	100.0
C11	Nasopharynx	2	66.7	-	-	-	-	1	33.3	-	-	3	100.0
C12-13	Hypopharynx	13	86.7	-	-	-	-	2	13.3	-	-	15	100.0
C14	Pharynx Unspecified	1	100.0	-	-	-	-	-	-	-	-	1	100.0
C15	Oesophagus	43	95.6	-	-	-	-	2	4.4	-	-	45	100.0
C16	Stomach	51	86.4	7	11.9	-	-	1	1.7	-	-	59	100.0
C17	Small Intestine	6	100.0	-	-	-	-	-	-	-	-	6	100.0
C18	Colon	69	93.2	4	5.4	-	-	1	1.4	-	-	74	100.0
C19-20	Rectum	76	92.7	4	4.9	-	-	2	2.4	-	-	82	100.0
C21	Anus & Anal Canal	9	100.0	-	-	-	-	-	-	-	-	9	100.0
C22	Liver	14	34.1	25	61.0	-	-	2	4.9	-	-	41	100.0
C23-24	Gallbladder etc.	25	75.8	8	24.2	-	-	-	-	-	-	33	100.0
C25	Pancreas	33	75.0	7	15.9	-	-	4	9.1	-	-	44	100.0
C30-31	Nose, Sinuses etc.	9	100.0	-	-	-	-	-	-	-	-	9	100.0
C32	Larynx	6	100.0	-	-	-	-	-	-	-	-	6	100.0
C33-34	Lung etc.	99	86.1	14	12.2	-	-	2	1.7	-	-	115	100.0
C37-38	Other Thoracic Organs	4	100.0	-	-	-	-	-	-	-	-	4	100.0
C40-41	Bone	29	100.0	-	-	-	-	-	-	-	-	29	100.0
C43	Melanoma of Skin	36	100.0	-	-	-	-	-	-	-	-	36	100.0
C44	Other Skin	1	100.0	-	-	-	-	-	-	-	-	1	100.0
C45	Mesothelioma	-	-	-	-	-	-	-	-	-	-	-	-
C46	Kaposi Sarcoma	-	-	-	-	-	-	-	-	-	-	-	-
C47+C49	Conn. & Soft Tissue	29	100.0	-	-	-	-	-	-	-	-	29	100.0
C50	Breast	759	95.7	6	0.8	3	0.4	25	3.2	-	-	793	100.0
C51	Vulva	5	100.0	-	-	-	-	-	-	-	-	5	100.0
C52	Vagina	9	100.0	-	-	-	-	-	-	-	-	9	100.0
C53	Cervix Uteri	183	95.3	2	1.0	1	0.5	6	3.1	-	-	192	100.0
C54	Corpus Uteri	123	99.2	1	0.8	-	-	-	-	-	-	124	100.0
C55	Uterus Unspecified	3	100.0	-	-	-	-	-	-	-	-	3	100.0
C56	Ovary etc.	145	86.3	6	3.6	-	-	17	10.1	-	-	168	100.0
C57	Other Female Genital	5	100.0	-	-	-	-	-	-	-	-	5	100.0
C58	Placenta	-	-	-	-	-	-	-	-	-	-	-	-
C60	Penis	-	-	-	-	-	-	-	-	-	-	-	-
C61	Prostate	-	-	-	-	-	-	-	-	-	-	-	-
C62	Testis	-	-	-	-	-	-	-	-	-	-	-	-
C63	Other Male Genital	-	-	-	-	-	-	-	-	-	-	-	-
C64	Kidney etc.	12	100.0	-	-	-	-	-	-	-	-	12	100.0
C65	Renal Pelvis	1	100.0	-	-	-	-	-	-	-	-	1	100.0
C66	Ureter	1	100.0	-	-	-	-	-	-	-	-	1	100.0
C67	Bladder	12	92.3	-	-	-	-	1	7.7	-	-	13	100.0
C68	Uns. Urinary Organs	-	-	-	-	-	-	-	-	-	-	-	-
C69	Eye	6	85.7	1	14.3	-	-	-	-	-	-	7	100.0
C70-72	Brain, Nervous System	35	89.7	4	10.3	-	-	-	-	-	-	39	100.0
C73	Thyroid	84	97.7	1	1.2	-	-	1	1.2	-	-	86	100.0
C74	Adrenal Gland	4	100.0	-	-	-	-	-	-	-	-	4	100.0
C81	Hodgkins Disease	8	88.9	-	-	-	-	1	11.1	-	-	9	100.0
C82-85,C96	NHL	102	100.0	-	-	-	-	-	-	-	-	102	100.0
C88	Malign. Prol. D	-	-	-	-	-	-	-	-	-	-	-	-
C90	Multiple Myeloma	50	98.0	1	2.0	-	-	-	-	-	-	51	100.0
C91	Lymphoid Leuk.	38	100.0	-	-	-	-	-	-	-	-	38	100.0
C92-94	Myeloid Leukaemia	66	100.0	-	-	-	-	-	-	-	-	66	100.0
C95	Leukaemia Uns	2	100.0	-	-	-	-	-	-	-	-	2	100.0
O&U	Other and Uns	31	63.3	17	34.7	-	-	1	2.0	-	-	49	100.0
	All Sites	2397	92.9	109	4.2	4	0.2	70	2.7	-	-	2580	100.0

O & U : C26, C39, C48, C75, C76, C77, C78, C79, C80, C97

**NATIONAL CENTRE FOR DISEASE INFORMATICS AND RESEARCH
NATIONAL CANCER REGISTRY PROGRAMME**

(Indian Council of Medical Research)

Hospital Based Cancer Registry

524 HBCR - Malabar Cancer Centre, Kannur

Report Based on Year of Registration : 2020

TABLE 3(a): Number(#) and Proportion(%) of cancers by site (ICD-10) and Detailed Microscopic Diagnosis (Includes Non-Microscopic Cases) - Males

As on: 28/11/2022

ICD 10	Site	Histology of Primary		Histology of Secondary		Cytology of Primary		Cytology of Metastasis		Blood Film		Bone Marrow		Non Microscopic		Total	
		#	%	#	%	#	%	#	%	#	%	#	%	#	%	#	%
C00	Lip	4	80.0	-	-	-	-	-	-	-	-	-	-	1	20.0	5	100.0
C01-02	Tongue	153	97.5	-	-	1	0.6	-	-	-	-	-	-	3	1.9	157	100.0
C03-06	Mouth	177	90.8	-	-	1	0.5	3	1.5	-	-	-	-	14	7.2	195	100.0
C07-08	Salivary Gland	5	45.5	1	9.1	4	36.4	-	-	-	-	-	-	1	9.1	11	100.0
C09	Tonsil	2	100.0	-	-	-	-	-	-	-	-	-	-	-	-	2	100.0
C10	Oth. Oropharynx	69	87.3	1	1.3	-	-	6	7.6	-	-	-	-	3	3.8	79	100.0
C11	Nasopharynx	7	100.0	-	-	-	-	-	-	-	-	-	-	-	-	7	100.0
C12-13	Hypopharynx	50	83.3	-	-	-	-	4	6.7	-	-	-	-	6	10.0	60	100.0
C14	Pharynx Unspecified	2	100.0	-	-	-	-	-	-	-	-	-	-	-	-	2	100.0
C15	Oesophagus	94	93.1	-	-	-	-	1	1.0	-	-	-	-	6	5.9	101	100.0
C16	Stomach	142	88.2	4	2.5	1	0.6	1	0.6	-	-	-	-	13	8.1	161	100.0
C17	Small Intestine	11	100.0	-	-	-	-	-	-	-	-	-	-	-	-	11	100.0
C18	Colon	62	75.6	5	6.1	-	-	1	1.2	-	-	-	-	14	17.1	82	100.0
C19-20	Rectum	139	94.6	-	-	-	-	-	-	-	-	-	-	8	5.4	147	100.0
C21	Anus & Anal Canal	7	87.5	-	-	-	-	-	-	-	-	-	-	1	12.5	8	100.0
C22	Liver	31	23.3	1	0.8	1	0.8	1	0.8	-	-	-	-	99	74.4	133	100.0
C23-24	Gallbladder etc.	17	81.0	-	-	-	-	-	-	-	-	-	-	4	19.0	21	100.0
C25	Pancreas	28	44.4	11	17.5	2	3.2	1	1.6	-	-	-	-	21	33.3	63	100.0
C30-31	Nose, Sinuses etc.	8	100.0	-	-	-	-	-	-	-	-	-	-	-	-	8	100.0
C32	Larynx	100	84.7	2	1.7	3	2.5	1	0.8	-	-	-	-	12	10.2	118	100.0
C33-34	Lung etc.	359	66.0	34	6.2	17	3.1	20	3.7	-	-	-	-	114	21.0	544	100.0
C37-38	Other Thoracic Organs	5	100.0	-	-	-	-	-	-	-	-	-	-	-	-	5	100.0
C40-41	Bone	30	100.0	-	-	-	-	-	-	-	-	-	-	-	-	30	100.0
C43	Melanoma of Skin	43	95.6	2	4.4	-	-	-	-	-	-	-	-	-	-	45	100.0
C44	Other Skin	3	100.0	-	-	-	-	-	-	-	-	-	-	-	-	3	100.0
C45	Mesothelioma	-	-	-	-	-	-	-	-	-	-	-	-	-	-	-	-
C46	Kaposi Sarcoma	-	-	-	-	-	-	-	-	-	-	-	-	-	-	-	-
C47+C49	Conn. & Soft Tissue	27	100.0	-	-	-	-	-	-	-	-	-	-	-	-	27	100.0
C50	Breast	4	100.0	-	-	-	-	-	-	-	-	-	-	-	-	4	100.0
C51	Vulva	-	-	-	-	-	-	-	-	-	-	-	-	-	-	-	-
C52	Vagina	-	-	-	-	-	-	-	-	-	-	-	-	-	-	-	-
C53	Cervix Uteri	-	-	-	-	-	-	-	-	-	-	-	-	-	-	-	-
C54	Corpus Uteri	-	-	-	-	-	-	-	-	-	-	-	-	-	-	-	-
C55	Uterus Unspecified	-	-	-	-	-	-	-	-	-	-	-	-	-	-	-	-
C56	Ovary etc.	-	-	-	-	-	-	-	-	-	-	-	-	-	-	-	-
C57	Other Female Genital	-	-	-	-	-	-	-	-	-	-	-	-	-	-	-	-
C58	Placenta	-	-	-	-	-	-	-	-	-	-	-	-	-	-	-	-
C60	Penis	18	94.7	-	-	-	-	-	-	-	-	-	-	1	5.3	19	100.0
C61	Prostate	112	84.2	1	0.8	-	-	2	1.5	-	-	-	-	18	13.5	133	100.0
C62	Testis	15	100.0	-	-	-	-	-	-	-	-	-	-	-	-	15	100.0
C63	Other Male Genital	2	100.0	-	-	-	-	-	-	-	-	-	-	-	-	2	100.0
C64	Kidney etc.	40	93.0	1	2.3	-	-	-	-	-	-	-	-	2	4.7	43	100.0
C65	Renal Pelvis	1	100.0	-	-	-	-	-	-	-	-	-	-	-	-	1	100.0
C66	Ureter	3	100.0	-	-	-	-	-	-	-	-	-	-	-	-	3	100.0
C67	Bladder	48	81.4	1	1.7	1	1.7	-	-	-	-	-	-	9	15.3	59	100.0
C68	Uns.Urinary Organs	-	-	-	-	-	-	-	-	-	-	-	-	-	-	-	-
C69	Eye	6	100.0	-	-	-	-	-	-	-	-	-	-	-	-	6	100.0
C70-72	Brain, Nervous System	61	92.4	-	-	-	-	-	-	-	-	-	-	5	7.6	66	100.0
C73	Thyroid	26	83.9	-	-	4	12.9	1	3.2	-	-	-	-	-	-	31	100.0
C74	Adrenal Gland	1	100.0	-	-	-	-	-	-	-	-	-	-	-	-	1	100.0
C81	Hodgkins Disease	24	100.0	-	-	-	-	-	-	-	-	-	-	-	-	24	100.0
C82-85,C96	NHL	118	72.8	1	0.6	7	4.3	-	-	19	11.7	16	9.9	1	0.6	162	100.0
C88	Malign.Imn.Prof D	-	-	-	-	-	-	-	-	-	-	-	-	-	-	-	-
C90	Multiple Myeloma	19	24.7	-	-	-	-	-	-	3	3.9	54	70.1	1	1.3	77	100.0
C91	Lymphoid Leuk.	13	20.3	-	-	-	-	-	-	37	57.8	14	21.9	-	-	64	100.0
C92-94	Myeloid Leukaemia	15	23.1	-	-	-	-	-	-	38	58.5	12	18.5	-	-	65	100.0
C95	Leukaemia Uns	-	-	-	-	-	-	-	-	1	100.0	-	-	-	-	1	100.0
O&U	Other and Uns	9	11.5	23	29.5	-	-	23	29.5	-	-	-	-	23	29.5	78	100.0
	All Sites	2110	73.3	88	3.1	42	1.5	65	2.3	98	3.4	96	3.3	380	13.2	2879	100.0

**NATIONAL CENTRE FOR DISEASE INFORMATICS AND RESEARCH
NATIONAL CANCER REGISTRY PROGRAMME**

(Indian Council of Medical Research)

Hospital Based Cancer Registry

524 HBCR - Malabar Cancer Centre, Kannur

Report Based on Year of Registration : 2020

TABLE 3(b): Number(#) and Proportion(%) of cancers by site (ICD-10) and Detailed Microscopic Diagnosis (Includes Non-Microscopic Cases) - Females

As on: 28/11/2022

ICD 10	Site	Histology of Primary		Histology of Secondary		Cytology of Primary		Cytology of Metastasis		Blood Film		Bone Marrow		Non Microscopic		Total	
		#	%	#	%	#	%	#	%	#	%	#	%	#	%	#	%
C00	Lip	9	100.0	-	-	-	-	-	-	-	-	-	-	-	-	9	100.0
C01-02	Tongue	45	97.8	-	-	-	-	-	-	-	-	-	-	1	2.2	46	100.0
C03-06	Mouth	89	97.8	-	-	1	1.1	1	1.1	-	-	-	-	-	-	91	100.0
C07-08	Salivary Gland	5	100.0	-	-	-	-	-	-	-	-	-	-	-	-	5	100.0
C09	Tonsil	-	-	-	-	-	-	-	-	-	-	-	-	-	-	-	-
C10	Oth. Oropharynx	7	77.8	-	-	-	-	1	11.1	-	-	-	-	1	11.1	9	100.0
C11	Nasopharynx	1	33.3	-	-	1	33.3	-	-	-	-	-	-	1	33.3	3	100.0
C12-13	Hypopharynx	11	73.3	-	-	2	13.3	-	-	-	-	-	-	2	13.3	15	100.0
C14	Pharynx Unspecified	1	100.0	-	-	-	-	-	-	-	-	-	-	-	-	1	100.0
C15	Oesophagus	43	95.6	-	-	-	-	-	-	-	-	-	-	2	4.4	45	100.0
C16	Stomach	46	78.0	3	5.1	-	-	2	3.4	-	-	-	-	8	13.6	59	100.0
C17	Small Intestine	5	83.3	-	-	-	-	1	16.7	-	-	-	-	-	-	6	100.0
C18	Colon	67	90.5	2	2.7	-	-	-	-	-	-	-	-	5	6.8	74	100.0
C19-20	Rectum	75	91.5	1	1.2	-	-	-	-	-	-	-	-	6	7.3	82	100.0
C21	Anus & Anal Canal	9	100.0	-	-	-	-	-	-	-	-	-	-	-	-	9	100.0
C22	Liver	13	31.7	-	-	1	2.4	-	-	-	-	-	-	27	65.9	41	100.0
C23-24	Gallbladder etc.	23	69.7	-	-	2	6.1	-	-	-	-	-	-	8	24.2	33	100.0
C25	Pancreas	23	52.3	6	13.6	4	9.1	-	-	-	-	-	-	11	25.0	44	100.0
C30-31	Nose, Sinuses etc.	9	100.0	-	-	-	-	-	-	-	-	-	-	-	-	9	100.0
C32	Larynx	6	100.0	-	-	-	-	-	-	-	-	-	-	-	-	6	100.0
C33-34	Lung etc.	68	59.1	10	8.7	3	2.6	18	15.7	-	-	-	-	16	13.9	115	100.0
C37-38	Other Thoracic Organs	4	100.0	-	-	-	-	-	-	-	-	-	-	-	-	4	100.0
C40-41	Bone	29	100.0	-	-	-	-	-	-	-	-	-	-	-	-	29	100.0
C43	Melanoma of Skin	36	100.0	-	-	-	-	-	-	-	-	-	-	-	-	36	100.0
C44	Other Skin	1	100.0	-	-	-	-	-	-	-	-	-	-	-	-	1	100.0
C45	Mesothelioma	-	-	-	-	-	-	-	-	-	-	-	-	-	-	-	-
C46	Kaposi Sarcoma	-	-	-	-	-	-	-	-	-	-	-	-	-	-	-	-
C47+C49	Conn. & Soft Tissue	29	100.0	-	-	-	-	-	-	-	-	-	-	-	-	29	100.0
C50	Breast	733	92.4	3	0.4	19	2.4	4	0.5	-	-	-	-	34	4.3	793	100.0
C51	Vulva	5	100.0	-	-	-	-	-	-	-	-	-	-	-	-	5	100.0
C52	Vagina	9	100.0	-	-	-	-	-	-	-	-	-	-	-	-	9	100.0
C53	Cervix Uteri	183	95.3	-	-	-	-	-	-	-	-	-	-	9	4.7	192	100.0
C54	Corpus Uteri	121	97.6	1	0.8	-	-	1	0.8	-	-	-	-	1	0.8	124	100.0
C55	Uterus Unspecified	3	100.0	-	-	-	-	-	-	-	-	-	-	-	-	3	100.0
C56	Ovary etc.	133	79.2	4	2.4	2	1.2	6	3.6	-	-	-	-	23	13.7	168	100.0
C57	Other Female Genital	5	100.0	-	-	-	-	-	-	-	-	-	-	-	-	5	100.0
C58	Placenta	-	-	-	-	-	-	-	-	-	-	-	-	-	-	-	-
C60	Penis	-	-	-	-	-	-	-	-	-	-	-	-	-	-	-	-
C61	Prostate	-	-	-	-	-	-	-	-	-	-	-	-	-	-	-	-
C62	Testis	-	-	-	-	-	-	-	-	-	-	-	-	-	-	-	-
C63	Other Male Genital	-	-	-	-	-	-	-	-	-	-	-	-	-	-	-	-
C64	Kidney etc.	12	100.0	-	-	-	-	-	-	-	-	-	-	-	-	12	100.0
C65	Renal Pelvis	1	100.0	-	-	-	-	-	-	-	-	-	-	-	-	1	100.0
C66	Ureter	1	100.0	-	-	-	-	-	-	-	-	-	-	-	-	1	100.0
C67	Bladder	12	92.3	-	-	-	-	-	-	-	-	-	-	1	7.7	13	100.0
C68	Uns. Urinary Organs	-	-	-	-	-	-	-	-	-	-	-	-	-	-	-	-
C69	Eye	6	85.7	-	-	-	-	-	-	-	-	-	-	1	14.3	7	100.0
C70-72	Brain, Nervous System	35	89.7	-	-	-	-	-	-	-	-	-	-	4	10.3	39	100.0
C73	Thyroid	67	77.9	2	2.3	13	15.1	2	2.3	-	-	-	-	2	2.3	86	100.0
C74	Adrenal Gland	4	100.0	-	-	-	-	-	-	-	-	-	-	-	-	4	100.0
C81	Hodgkins Disease	7	77.8	-	-	1	11.1	-	-	-	-	-	-	1	11.1	9	100.0
C82-85,C96	NHL	86	84.3	-	-	3	2.9	-	-	3	2.9	10	9.8	-	-	102	100.0
C88	Malig Imm.Prol D	-	-	-	-	-	-	-	-	-	-	-	-	-	-	-	-
C90	Multiple Myeloma	6	11.8	-	-	-	-	-	-	-	-	44	86.3	1	2.0	51	100.0
C91	Lymphoid Leuk.	11	28.9	-	-	-	-	-	-	23	60.5	4	10.5	-	-	38	100.0
C92-94	Myeloid Leukaemia	11	16.7	-	-	-	-	-	-	44	66.7	11	16.7	-	-	66	100.0
C95	Leukaemia Uns	1	50.0	-	-	-	-	-	-	1	50.0	-	-	-	-	2	100.0
O&U	Other and Uns	6	12.2	17	34.7	-	-	8	16.3	-	-	-	-	18	36.7	49	100.0
	All Sites	2112	81.9	49	1.9	52	2.0	44	1.7	71	2.8	69	2.7	183	7.1	2580	100.0

**NATIONAL CENTRE FOR DISEASE INFORMATICS AND RESEARCH
NATIONAL CANCER REGISTRY PROGRAMME**

(Indian Council of Medical Research)



Hospital Based Cancer Registry

524 HBCR - Malabar Cancer Centre, Kannur

Report Based on Year of Registration : 2020

TABLE 4(a): Number(#) and Proportion(%) of cancers by site (ICD-10) and Broad Treatment Groups - Males

As on: 28/11/2022

ICD 10	Site	Treatment Groups									
		Prior Tmt. Only		Prior & Tmt. at RI		Tmt. Only at RI		No Treatment		Total	
		#	%	#	%	#	%	#	%	#	%
C00	Lip	3	60.0	-	-	2	40.0	-	-	5	100.0
C01-02	Tongue	17	10.8	14	8.9	89	56.7	37	23.6	157	100.0
C03-06	Mouth	27	13.8	5	2.6	121	62.1	42	21.5	195	100.0
C07-08	Salivary Gland	2	18.2	1	9.1	5	45.5	3	27.3	11	100.0
C09	Tonsil	1	50.0	-	-	1	50.0	-	-	2	100.0
C10	Oth. Oropharynx	9	11.4	2	2.5	57	72.2	11	13.9	79	100.0
C11	Nasopharynx	-	-	1	14.3	4	57.1	2	28.6	7	100.0
C12-13	Hypopharynx	8	13.3	1	1.7	35	58.3	16	26.7	60	100.0
C14	Pharynx Unspecified	-	-	-	-	-	-	2	100.0	2	100.0
C15	Oesophagus	12	11.9	7	6.9	43	42.6	39	38.6	101	100.0
C16	Stomach	35	21.7	10	6.2	42	26.1	74	46.0	161	100.0
C17	Small Intestine	3	27.3	2	18.2	-	-	6	54.5	11	100.0
C18	Colon	19	23.2	16	19.5	20	24.4	27	32.9	82	100.0
C19-20	Rectum	33	22.4	13	8.8	62	42.2	39	26.5	147	100.0
C21	Anus & Anal Canal	3	37.5	-	-	1	12.5	4	50.0	8	100.0
C22	Liver	13	9.8	6	4.5	23	17.3	91	68.4	133	100.0
C23-24	Gallbladder etc.	8	38.1	3	14.3	5	23.8	5	23.8	21	100.0
C25	Pancreas	10	15.9	3	4.8	14	22.2	36	57.1	63	100.0
C30-31	Nose, Sinuses etc.	-	-	4	50.0	4	50.0	-	-	8	100.0
C32	Larynx	23	19.5	6	5.1	61	51.7	28	23.7	118	100.0
C33-34	Lung etc.	42	7.7	16	2.9	218	40.1	268	49.3	544	100.0
C37-38	Other Thoracic Organs	1	20.0	1	20.0	3	60.0	-	-	5	100.0
C40-41	Bone	5	16.7	9	30.0	8	26.7	8	26.7	30	100.0
C43	Melanoma of Skin	13	28.9	9	20.0	14	31.1	9	20.0	45	100.0
C44	Other Skin	-	-	1	33.3	1	33.3	1	33.3	3	100.0
C45	Mesothelioma	-	-	-	-	-	-	-	-	-	-
C46	Kaposi Sarcoma	-	-	-	-	-	-	-	-	-	-
C47+C49	Conn. & Soft Tissue	5	18.5	8	29.6	6	22.2	8	29.6	27	100.0
C50	Breast	1	25.0	1	25.0	1	25.0	1	25.0	4	100.0
C51	Vulva	-	-	-	-	-	-	-	-	-	-
C52	Vagina	-	-	-	-	-	-	-	-	-	-
C53	Cervix Uteri	-	-	-	-	-	-	-	-	-	-
C54	Corpus Uteri	-	-	-	-	-	-	-	-	-	-
C55	Uterus Unspecified	-	-	-	-	-	-	-	-	-	-
C56	Ovary etc.	-	-	-	-	-	-	-	-	-	-
C57	Other Female Genital	-	-	-	-	-	-	-	-	-	-
C58	Placenta	-	-	-	-	-	-	-	-	-	-
C60	Penis	2	10.5	5	26.3	9	47.4	3	15.8	19	100.0
C61	Prostate	30	22.6	29	21.8	51	38.3	23	17.3	133	100.0
C62	Testis	5	33.3	8	53.3	1	6.7	1	6.7	15	100.0
C63	Other Male Genital	-	-	1	50.0	-	-	1	50.0	2	100.0
C64	Kidney etc.	9	20.9	8	18.6	15	34.9	11	25.6	43	100.0
C65	Renal Pelvis	1	100.0	-	-	-	-	-	-	1	100.0
C66	Ureter	-	-	1	33.3	1	33.3	1	33.3	3	100.0
C67	Bladder	26	44.1	11	18.6	5	8.5	17	28.8	59	100.0
C68	Uns.Urinary Organs	-	-	-	-	-	-	-	-	-	-
C69	Eye	4	66.7	-	-	2	33.3	-	-	6	100.0
C70-72	Brain, Nervous System	32	48.5	23	34.8	2	3.0	9	13.6	66	100.0
C73	Thyroid	10	32.3	7	22.6	7	22.6	7	22.6	31	100.0
C74	Adrenal Gland	1	100.0	-	-	-	-	-	-	1	100.0
C81	Hodgkins Disease	6	25.0	3	12.5	11	45.8	4	16.7	24	100.0
C82-85,C96	NHL	19	11.7	13	8.0	60	37.0	70	43.2	162	100.0
C88	Malg Imn.Prof D	-	-	-	-	-	-	-	-	-	-
C90	Multiple Myeloma	16	20.8	6	7.8	25	32.5	30	39.0	77	100.0
C91	Lymphoid Leuk.	10	15.6	3	4.7	31	48.4	20	31.2	64	100.0
C92-94	Myeloid Leukaemia	16	24.6	9	13.8	23	35.4	17	26.2	65	100.0
C95	Leukaemia Uns	-	-	-	-	-	-	1	100.0	1	100.0
O&U	Other and Uns	7	9.0	2	2.6	23	29.5	46	59.0	78	100.0
	All Sites	487	16.9	268	9.3	1106	38.4	1018	35.4	2879	100.0

**NATIONAL CENTRE FOR DISEASE INFORMATICS AND RESEARCH
NATIONAL CANCER REGISTRY PROGRAMME**

(Indian Council of Medical Research)

Hospital Based Cancer Registry

524 HBCC - Malabar Cancer Centre, Kannur

Report Based on Year of Registration : 2020

TABLE 4(b): Number(#) and Proportion(%) of cancers by site (ICD-10) and Broad Treatment Groups - Females

As on: 28/11/2022

ICD 10	Site	Treatment Groups								Total	
		Prior Tmt. Only		Prior & Tmt. at RI		Tmt. Only at RI		No Treatment		#	%
		#	%	#	%	#	%	#	%		
C00	Lip	6	66.7	-	-	3	33.3	-	-	9	100.0
C01-02	Tongue	9	19.6	5	10.9	24	52.2	8	17.4	46	100.0
C03-06	Mouth	6	6.6	5	5.5	57	62.6	23	25.3	91	100.0
C07-08	Salivary Gland	3	60.0	-	-	1	20.0	1	20.0	5	100.0
C09	Tonsil	-	-	-	-	-	-	-	-	-	-
C10	Oth. Oropharynx	1	11.1	-	-	5	55.6	3	33.3	9	100.0
C11	Nasopharynx	2	66.7	-	-	1	33.3	-	-	3	100.0
C12-13	Hypopharynx	3	20.0	1	6.7	8	53.3	3	20.0	15	100.0
C14	Pharynx Unspecified	-	-	-	-	-	-	1	100.0	1	100.0
C15	Oesophagus	6	13.3	1	2.2	20	44.4	18	40.0	45	100.0
C16	Stomach	10	16.9	2	3.4	12	20.3	35	59.3	59	100.0
C17	Small Intestine	1	16.7	-	-	1	16.7	4	66.7	6	100.0
C18	Colon	19	25.7	13	17.6	24	32.4	18	24.3	74	100.0
C19-20	Rectum	15	18.3	9	11.0	38	46.3	20	24.4	82	100.0
C21	Anus & Anal Canal	-	-	1	11.1	4	44.4	4	44.4	9	100.0
C22	Liver	5	12.2	1	2.4	5	12.2	30	73.2	41	100.0
C23-24	Gallbladder etc.	6	18.2	2	6.1	8	24.2	17	51.5	33	100.0
C25	Pancreas	9	20.5	1	2.3	8	18.2	26	59.1	44	100.0
C30-31	Nose, Sinuses etc.	1	11.1	2	22.2	4	44.4	2	22.2	9	100.0
C32	Larynx	1	16.7	-	-	4	66.7	1	16.7	6	100.0
C33-34	Lung etc.	12	10.4	7	6.1	39	33.9	57	49.6	115	100.0
C37-38	Other Thoracic Organs	-	-	2	50.0	1	25.0	1	25.0	4	100.0
C40-41	Bone	4	13.8	8	27.6	9	31.0	8	27.6	29	100.0
C43	Melanoma of Skin	8	22.2	5	13.9	14	38.9	9	25.0	36	100.0
C44	Other Skin	1	100.0	-	-	-	-	-	-	1	100.0
C45	Mesothelioma	-	-	-	-	-	-	-	-	-	-
C46	Kaposi Sarcoma	-	-	-	-	-	-	-	-	-	-
C47+C49	Conn. & Soft Tissue	9	31.0	8	27.6	4	13.8	8	27.6	29	100.0
C50	Breast	104	13.1	209	26.4	369	46.5	111	14.0	793	100.0
C51	Vulva	1	20.0	1	20.0	3	60.0	-	-	5	100.0
C52	Vagina	1	11.1	2	22.2	4	44.4	2	22.2	9	100.0
C53	Cervix Uteri	26	13.5	53	27.6	87	45.3	26	13.5	192	100.0
C54	Corpus Uteri	25	20.2	42	33.9	46	37.1	11	8.9	124	100.0
C55	Uterus Unspecified	1	33.3	2	66.7	-	-	-	-	3	100.0
C56	Ovary etc.	41	24.4	44	26.2	53	31.5	30	17.9	168	100.0
C57	Other Female Genital	1	20.0	4	80.0	-	-	-	-	5	100.0
C58	Placenta	-	-	-	-	-	-	-	-	-	-
C60	Penis	-	-	-	-	-	-	-	-	-	-
C61	Prostate	-	-	-	-	-	-	-	-	-	-
C62	Testis	-	-	-	-	-	-	-	-	-	-
C63	Other Male Genital	-	-	-	-	-	-	-	-	-	-
C64	Kidney etc.	4	33.3	3	25.0	3	25.0	2	16.7	12	100.0
C65	Renal Pelvis	1	100.0	-	-	-	-	-	-	1	100.0
C66	Ureter	-	-	-	-	1	100.0	-	-	1	100.0
C67	Bladder	7	53.8	2	15.4	3	23.1	1	7.7	13	100.0
C68	Uns.Urinary Organs	-	-	-	-	-	-	-	-	-	-
C69	Eye	4	57.1	1	14.3	1	14.3	1	14.3	7	100.0
C70-72	Brain, Nervous System	12	30.8	21	53.8	1	2.6	5	12.8	39	100.0
C73	Thyroid	33	38.4	6	7.0	32	37.2	15	17.4	86	100.0
C74	Adrenal Gland	3	75.0	-	-	-	-	1	25.0	4	100.0
C81	Hodgkins Disease	1	11.1	-	-	6	66.7	2	22.2	9	100.0
C82-85,C96	NHL	14	13.7	5	4.9	41	40.2	42	41.2	102	100.0
C88	Malig.Imn.Prol D	-	-	-	-	-	-	-	-	-	-
C90	Multiple Myeloma	10	19.6	6	11.8	18	35.3	17	33.3	51	100.0
C91	Lymphoid Leuk.	5	13.2	4	10.5	14	36.8	15	39.5	38	100.0
C92-94	Myeloid Leukaemia	13	19.7	5	7.6	28	42.4	20	30.3	66	100.0
C95	Leukaemia Uns	-	-	-	-	1	50.0	1	50.0	2	100.0
O&U	Other and Uns	8	16.3	-	-	8	16.3	33	67.3	49	100.0
	All Sites	452	17.5	483	18.7	1013	39.3	632	24.5	2580	100.0

**NATIONAL CENTRE FOR DISEASE INFORMATICS AND RESEARCH
NATIONAL CANCER REGISTRY PROGRAMME**

(Indian Council of Medical Research)

Hospital Based Cancer Registry

524 HBCR - Malabar Cancer Centre, Kannur

Report Based on Year of Registration : 2020

TABLE 5(a): Number(#) and Proportion(%) of cancers by site (ICD-10) and Clinical Extent of Disease - Males
(Treatment Only at RI)

As on: 28/11/2022

ICD 10	Site	Clinical Extent of Disease													
		Localised		Regional		Distant		Others		Unknown		Total			
		#	%	#	%	#	%	#	%	#	%	#	%		
C00	Lip	1	50.0	1	50.0	-	-	-	-	-	-	2	100.0		
C01-02	Tongue	43	48.3	46	51.7	-	-	-	-	-	-	89	100.0		
C03-06	Mouth	29	24.0	90	74.4	2	1.7	-	-	-	-	121	100.0		
C07-08	Salivary Gland	1	20.0	2	40.0	2	40.0	-	-	-	-	5	100.0		
C09	Tonsil	1	100.0	-	-	-	-	-	-	-	-	1	100.0		
C10	Oth. Oropharynx	8	14.0	47	82.5	2	3.5	-	-	-	-	57	100.0		
C11	Nasopharynx	-	-	4	100.0	-	-	-	-	-	-	4	100.0		
C12-13	Hypopharynx	13	37.1	21	60.0	1	2.9	-	-	-	-	35	100.0		
C14	Pharynx Unspecified	-	-	-	-	-	-	-	-	-	-	-	-		
C15	Oesophagus	11	25.6	14	32.6	18	41.9	-	-	-	-	43	100.0		
C16	Stomach	13	31.0	13	31.0	16	38.1	-	-	-	-	42	100.0		
C17	Small Intestine	-	-	-	-	-	-	-	-	-	-	-	-		
C18	Colon	11	55.0	3	15.0	6	30.0	-	-	-	-	20	100.0		
C19-20	Rectum	14	22.6	37	59.7	11	17.7	-	-	-	-	62	100.0		
C21	Anus & Anal Canal	1	100.0	-	-	-	-	-	-	-	-	1	100.0		
C22	Liver	9	39.1	2	8.7	12	52.2	-	-	-	-	23	100.0		
C23-24	Gallbladder etc.	1	20.0	2	40.0	2	40.0	-	-	-	-	5	100.0		
C25	Pancreas	2	14.3	1	7.1	11	78.6	-	-	-	-	14	100.0		
C30-31	Nose, Sinuses etc.	1	25.0	2	50.0	1	25.0	-	-	-	-	4	100.0		
C32	Larynx	32	52.5	26	42.6	3	4.9	-	-	-	-	61	100.0		
C33-34	Lung etc.	12	5.5	72	33.0	134	61.5	-	-	-	-	218	100.0		
C37-38	Other Thoracic Organs	2	66.7	-	-	1	33.3	-	-	-	-	3	100.0		
C40-41	Bone	8	100.0	-	-	-	-	-	-	-	-	8	100.0		
C43	Melanoma of Skin	6	42.9	8	57.1	-	-	-	-	-	-	14	100.0		
C44	Other Skin	1	100.0	-	-	-	-	-	-	-	-	1	100.0		
C45	Mesothelioma	-	-	-	-	-	-	-	-	-	-	-	-		
C46	Kaposi Sarcoma	-	-	-	-	-	-	-	-	-	-	-	-		
C47+C49	Conn. & Soft Tissue	4	66.7	2	33.3	-	-	-	-	-	-	6	100.0		
C50	Breast	-	-	1	100.0	-	-	-	-	-	-	1	100.0		
C51	Vulva	-	-	-	-	-	-	-	-	-	-	-	-		
C52	Vagina	-	-	-	-	-	-	-	-	-	-	-	-		
C53	Cervix Uteri	-	-	-	-	-	-	-	-	-	-	-	-		
C54	Corpus Uteri	-	-	-	-	-	-	-	-	-	-	-	-		
C55	Uterus Unspecified	-	-	-	-	-	-	-	-	-	-	-	-		
C56	Ovary etc.	-	-	-	-	-	-	-	-	-	-	-	-		
C57	Other Female Genital	-	-	-	-	-	-	-	-	-	-	-	-		
C58	Placenta	-	-	-	-	-	-	-	-	-	-	-	-		
C60	Penis	7	77.8	2	22.2	-	-	-	-	-	-	9	100.0		
C61	Prostate	13	25.5	1	2.0	37	72.5	-	-	-	-	51	100.0		
C62	Testis	1	100.0	-	-	-	-	-	-	-	-	1	100.0		
C63	Other Male Genital	-	-	-	-	-	-	-	-	-	-	-	-		
C64	Kidney etc.	10	66.7	-	-	5	33.3	-	-	-	-	15	100.0		
C65	Renal Pelvis	-	-	-	-	-	-	-	-	-	-	-	-		
C66	Ureter	-	-	-	-	1	100.0	-	-	-	-	1	100.0		
C67	Bladder	3	60.0	1	20.0	-	-	1	20.0	-	-	5	100.0		
C68	Uns.Urinary Organs	-	-	-	-	-	-	-	-	-	-	-	-		
C69	Eye	2	100.0	-	-	-	-	-	-	-	-	2	100.0		
C70-72	Brain, Nervous System	-	-	2	100.0	-	-	-	-	-	-	2	100.0		
C73	Thyroid	4	57.1	2	28.6	1	14.3	-	-	-	-	7	100.0		
C74	Adrenal Gland	-	-	-	-	-	-	-	-	-	-	-	-		
C81	Hodgkins Disease	-	-	-	-	-	-	11	100.0	-	-	11	100.0		
C82-85,C96	NHL	-	-	1	1.7	-	-	59	98.3	-	-	60	100.0		
C88	Malig Imn.Prol D	-	-	-	-	-	-	-	-	-	-	-	-		
C90	Multiple Myeloma	-	-	-	-	-	-	25	100.0	-	-	25	100.0		
C91	Lymphoid Leuk.	-	-	-	-	-	-	31	100.0	-	-	31	100.0		
C92-94	Myeloid Leukaemia	-	-	-	-	-	-	23	100.0	-	-	23	100.0		
C95	Leukaemia Uns	-	-	-	-	-	-	-	-	-	-	-	-		
O&U	Other and Uns	3	13.0	6	26.1	6	26.1	8	34.8	-	-	23	100.0		
	All Sites	267	24.1	409	37.0	272	24.6	158	14.3	-	-	1106	100.0		

**NATIONAL CENTRE FOR DISEASE INFORMATICS AND RESEARCH
NATIONAL CANCER REGISTRY PROGRAMME**

(Indian Council of Medical Research)

Hospital Based Cancer Registry

524 HBCR - Malabar Cancer Centre, Kannur

Report Based on Year of Registration : 2020

TABLE 5(b): Number(#) and Proportion(%) of cancers by site (ICD-10) and Clinical Extent of Disease - Females
(Treatment Only at RI)

As on: 28/11/2022

ICD 10	Site	Clinical Extent of Disease											
		Localised		Regional		Distant		Others		Unknown		Total	
		#	%	#	%	#	%	#	%	#	%	#	%
C00	Lip	2	66.7	1	33.3	-	-	-	-	-	-	3	100.0
C01-02	Tongue	14	58.3	10	41.7	-	-	-	-	-	-	24	100.0
C03-06	Mouth	19	33.3	35	61.4	3	5.3	-	-	-	-	57	100.0
C07-08	Salivary Gland	1	100.0	-	-	-	-	-	-	-	-	1	100.0
C09	Tonsil	-	-	-	-	-	-	-	-	-	-	-	-
C10	Oth. Oropharynx	2	40.0	3	60.0	-	-	-	-	-	-	5	100.0
C11	Nasopharynx	-	-	1	100.0	-	-	-	-	-	-	1	100.0
C12-13	Hypopharynx	4	50.0	3	37.5	1	12.5	-	-	-	-	8	100.0
C14	Pharynx Unspecified	-	-	-	-	-	-	-	-	-	-	-	-
C15	Oesophagus	7	35.0	3	15.0	10	50.0	-	-	-	-	20	100.0
C16	Stomach	2	16.7	5	41.7	5	41.7	-	-	-	-	12	100.0
C17	Small Intestine	-	-	-	-	1	100.0	-	-	-	-	1	100.0
C18	Colon	10	41.7	7	29.2	7	29.2	-	-	-	-	24	100.0
C19-20	Rectum	10	26.3	15	39.5	13	34.2	-	-	-	-	38	100.0
C21	Anus & Anal Canal	1	25.0	3	75.0	-	-	-	-	-	-	4	100.0
C22	Liver	1	20.0	-	-	4	80.0	-	-	-	-	5	100.0
C23-24	Gallbladder etc.	1	12.5	5	62.5	2	25.0	-	-	-	-	8	100.0
C25	Pancreas	2	25.0	1	12.5	5	62.5	-	-	-	-	8	100.0
C30-31	Nose, Sinuses etc.	-	-	2	50.0	2	50.0	-	-	-	-	4	100.0
C32	Larynx	3	75.0	1	25.0	-	-	-	-	-	-	4	100.0
C33-34	Lung etc.	2	5.1	5	12.8	32	82.1	-	-	-	-	39	100.0
C37-38	Other Thoracic Organs	1	100.0	-	-	-	-	-	-	-	-	1	100.0
C40-41	Bone	7	77.8	-	-	2	22.2	-	-	-	-	9	100.0
C43	Melanoma of Skin	11	78.6	3	21.4	-	-	-	-	-	-	14	100.0
C44	Other Skin	-	-	-	-	-	-	-	-	-	-	-	-
C45	Mesothelioma	-	-	-	-	-	-	-	-	-	-	-	-
C46	Kaposi Sarcoma	-	-	-	-	-	-	-	-	-	-	-	-
C47+C49	Conn. & Soft Tissue	2	50.0	2	50.0	-	-	-	-	-	-	4	100.0
C50	Breast	97	26.3	215	58.3	57	15.4	-	-	-	-	369	100.0
C51	Vulva	1	33.3	2	66.7	-	-	-	-	-	-	3	100.0
C52	Vagina	2	50.0	1	25.0	1	25.0	-	-	-	-	4	100.0
C53	Cervix Uteri	59	67.8	22	25.3	6	6.9	-	-	-	-	87	100.0
C54	Corpus Uteri	34	73.9	10	21.7	2	4.3	-	-	-	-	46	100.0
C55	Uterus Unspecified	-	-	-	-	-	-	-	-	-	-	-	-
C56	Ovary etc.	16	30.2	17	32.1	20	37.7	-	-	-	-	53	100.0
C57	Other Female Genital	-	-	-	-	-	-	-	-	-	-	-	-
C58	Placenta	-	-	-	-	-	-	-	-	-	-	-	-
C60	Penis	-	-	-	-	-	-	-	-	-	-	-	-
C61	Prostate	-	-	-	-	-	-	-	-	-	-	-	-
C62	Testis	-	-	-	-	-	-	-	-	-	-	-	-
C63	Other Male Genital	-	-	-	-	-	-	-	-	-	-	-	-
C64	Kidney etc.	2	66.7	-	-	1	33.3	-	-	-	-	3	100.0
C65	Renal Pelvis	-	-	-	-	-	-	-	-	-	-	-	-
C66	Ureter	-	-	1	100.0	-	-	-	-	-	-	1	100.0
C67	Bladder	2	66.7	-	-	1	33.3	-	-	-	-	3	100.0
C68	Uns.Urinary Organs	-	-	-	-	-	-	-	-	-	-	-	-
C69	Eye	1	100.0	-	-	-	-	-	-	-	-	1	100.0
C70-72	Brain, Nervous System	-	-	1	100.0	-	-	-	-	-	-	1	100.0
C73	Thyroid	20	62.5	6	18.8	6	18.8	-	-	-	-	32	100.0
C74	Adrenal Gland	-	-	-	-	-	-	-	-	-	-	-	-
C81	Hodgkins Disease	-	-	-	-	-	-	6	100.0	-	-	6	100.0
C82-85,C96	NHL	1	2.4	-	-	-	-	40	97.6	-	-	41	100.0
C88	Malig Imn.Prol D	-	-	-	-	-	-	-	-	-	-	-	-
C90	Multiple Myeloma	-	-	-	-	-	-	18	100.0	-	-	18	100.0
C91	Lymphoid Leuk.	-	-	-	-	-	-	14	100.0	-	-	14	100.0
C92-94	Myeloid Leukaemia	-	-	-	-	-	-	28	100.0	-	-	28	100.0
C95	Leukaemia Uns	-	-	-	-	-	-	1	100.0	-	-	1	100.0
O&U	Other and Uns	-	-	-	-	5	62.5	3	37.5	-	-	8	100.0
	All Sites	337	33.3	380	37.5	186	18.4	110	10.9	-	-	1013	100.0

**NATIONAL CENTRE FOR DISEASE INFORMATICS AND RESEARCH
NATIONAL CANCER REGISTRY PROGRAMME**

(Indian Council of Medical Research)

Hospital Based Cancer Registry

524 HBCR - Malabar Cancer Centre, Kannur

Report Based on Year of Registration : 2020

TABLE 6(a): Number(#) and Proportion(%) of cancers by site (ICD-10) and Type of Treatment - Males
(Treatment Only at RI)

As on: 28/11/2022

ICD 10	Site	Type of Treatment																			
		Surgery		R-Therapy		C-Therapy		S+R		S+C		R+C		S+R+C		Others		Unknown		Total	
		#	%	#	%	#	%	#	%	#	%	#	%	#	%	#	%	#	%	#	%
C00	Lip	1	50.0	-	-	-	-	1	50.0	-	-	-	-	-	-	-	-	-	-	2	100.0
C01-02	Tongue	26	29.2	14	15.7	1	1.1	27	30.3	-	-	2	2.2	19	21.3	-	-	-	-	89	100.0
C03-06	Mouth	16	13.2	38	31.4	1	0.8	36	29.8	3	2.5	3	2.5	24	19.8	-	-	-	-	121	100.0
C07-08	Salivary Gland	1	20.0	2	40.0	-	-	1	20.0	-	-	-	-	1	20.0	-	-	-	-	5	100.0
C09	Tonsil	1	100.0	-	-	-	-	-	-	-	-	-	-	-	-	-	-	-	-	1	100.0
C10	Oth. Oropharynx	-	-	27	47.4	-	-	-	-	-	-	30	52.6	-	-	-	-	-	-	57	100.0
C11	Nasopharynx	-	-	2	50.0	-	-	-	-	-	-	2	50.0	-	-	-	-	-	-	4	100.0
C12-13	Hypopharynx	-	-	20	57.1	-	-	1	2.9	-	-	11	31.4	3	8.6	-	-	-	-	35	100.0
C14	Pharynx Unspecified	-	-	-	-	-	-	-	-	-	-	-	-	-	-	-	-	-	-	-	-
C15	Oesophagus	-	-	21	48.8	2	4.7	1	2.3	6	14.0	10	23.3	3	7.0	-	-	-	-	43	100.0
C16	Stomach	7	16.7	8	19.0	11	26.2	2	4.8	11	26.2	2	4.8	1	2.4	-	-	-	-	42	100.0
C17	Small Intestine	-	-	-	-	-	-	-	-	-	-	-	-	-	-	-	-	-	-	-	-
C18	Colon	11	55.0	-	-	2	10.0	-	-	7	35.0	-	-	-	-	-	-	-	-	20	100.0
C19-20	Rectum	7	11.3	11	17.7	-	-	3	4.8	7	11.3	13	21.0	21	33.9	-	-	-	-	62	100.0
C21	Anus & Anal Canal	-	-	-	-	-	-	-	-	-	-	1	100.0	-	-	-	-	-	-	1	100.0
C22	Liver	-	-	8	34.8	14	60.9	-	-	-	-	1	4.3	-	-	-	-	-	-	23	100.0
C23-24	Gallbladder etc.	2	40.0	1	20.0	-	-	-	-	2	40.0	-	-	-	-	-	-	-	-	5	100.0
C25	Pancreas	2	14.3	-	-	11	78.6	-	-	1	7.1	-	-	-	-	-	-	-	-	14	100.0
C30-31	Nose, Sinuses etc.	-	-	2	50.0	-	-	-	-	-	-	2	50.0	-	-	-	-	-	-	4	100.0
C32	Larynx	2	3.3	38	62.3	-	-	2	3.3	-	-	19	31.1	-	-	-	-	-	-	61	100.0
C33-34	Lung etc.	1	0.5	139	63.8	16	7.3	-	-	3	1.4	58	26.6	1	0.5	-	-	-	-	218	100.0
C37-38	Other Thoracic Organs	-	-	-	-	1	33.3	-	-	1	33.3	1	33.3	-	-	-	-	-	-	3	100.0
C40-41	Bone	3	37.5	-	-	1	12.5	-	-	3	37.5	-	-	1	12.5	-	-	-	-	8	100.0
C43	Melanoma of Skin	12	85.7	-	-	-	-	2	14.3	-	-	-	-	-	-	-	-	-	-	14	100.0
C44	Other Skin	1	100.0	-	-	-	-	-	-	-	-	-	-	-	-	-	-	-	-	1	100.0
C45	Mesothelioma	-	-	-	-	-	-	-	-	-	-	-	-	-	-	-	-	-	-	-	-
C46	Kaposi Sarcoma	-	-	-	-	-	-	-	-	-	-	-	-	-	-	-	-	-	-	-	-
C47+C49	Conn. & Soft Tissue	1	16.7	1	16.7	-	-	-	-	3	50.0	-	-	1	16.7	-	-	-	-	6	100.0
C50	Breast	-	-	-	-	-	-	-	-	-	-	-	-	-	-	1	100.0	-	-	1	100.0
C51	Vulva	-	-	-	-	-	-	-	-	-	-	-	-	-	-	-	-	-	-	-	-
C52	Vagina	-	-	-	-	-	-	-	-	-	-	-	-	-	-	-	-	-	-	-	-
C53	Cervix Uteri	-	-	-	-	-	-	-	-	-	-	-	-	-	-	-	-	-	-	-	-
C54	Corpus Uteri	-	-	-	-	-	-	-	-	-	-	-	-	-	-	-	-	-	-	-	-
C55	Uterus Unspecified	-	-	-	-	-	-	-	-	-	-	-	-	-	-	-	-	-	-	-	-
C56	Ovary etc.	-	-	-	-	-	-	-	-	-	-	-	-	-	-	-	-	-	-	-	-
C57	Other Female Genital	-	-	-	-	-	-	-	-	-	-	-	-	-	-	-	-	-	-	-	-
C58	Placenta	-	-	-	-	-	-	-	-	-	-	-	-	-	-	-	-	-	-	-	-
C60	Penis	8	88.9	-	-	-	-	-	-	1	11.1	-	-	-	-	-	-	-	-	9	100.0
C61	Prostate	1	2.0	3	5.9	3	5.9	1	2.0	-	-	1	2.0	-	-	42	82.4	-	-	51	100.0
C62	Testis	-	-	-	-	-	-	-	-	1	100.0	-	-	-	-	-	-	-	-	1	100.0
C63	Other Male Genital	-	-	-	-	-	-	-	-	-	-	-	-	-	-	-	-	-	-	-	-
C64	Kidney etc.	9	60.0	2	13.3	2	13.3	-	-	-	-	-	-	2	13.3	-	-	-	-	15	100.0
C65	Renal Pelvis	-	-	-	-	-	-	-	-	-	-	-	-	-	-	-	-	-	-	-	-
C66	Ureter	-	-	-	-	1	100.0	-	-	-	-	-	-	-	-	-	-	-	-	1	100.0
C67	Bladder	2	40.0	2	40.0	-	-	-	-	-	-	-	-	1	20.0	-	-	-	-	5	100.0
C68	Uns. Urinary Organs	-	-	-	-	-	-	-	-	-	-	-	-	-	-	-	-	-	-	-	-
C69	Eye	-	-	-	-	1	50.0	-	-	-	-	-	-	1	50.0	-	-	-	-	2	100.0
C70-72	Brain, Nervous System	-	-	2	100.0	-	-	-	-	-	-	-	-	-	-	-	-	-	-	2	100.0
C73	Thyroid	7	100.0	-	-	-	-	-	-	-	-	-	-	-	-	-	-	-	-	7	100.0
C74	Adrenal Gland	-	-	-	-	-	-	-	-	-	-	-	-	-	-	-	-	-	-	-	-
C81	Hodgkins Disease	-	-	-	-	10	90.9	-	-	-	-	1	9.1	-	-	-	-	-	-	11	100.0
C82-85,C96	NHL	-	-	2	3.3	50	83.3	-	-	-	-	7	11.7	-	-	1	1.7	-	-	60	100.0
C88	Malign. Imm. Prol D	-	-	-	-	-	-	-	-	-	-	-	-	-	-	-	-	-	-	-	-
C90	Multiple Myeloma	-	-	2	8.0	10	40.0	-	-	1	4.0	11	44.0	-	-	1	4.0	-	-	25	100.0
C91	Lymphoid Leuk.	-	-	-	-	18	58.1	-	-	-	-	11	35.5	-	-	2	6.5	-	-	31	100.0
C92-94	Myeloid Leukaemia	-	-	-	-	21	91.3	-	-	-	-	2	8.7	-	-	-	-	-	-	23	100.0
C95	Leukaemia Uns	-	-	-	-	-	-	-	-	-	-	-	-	-	-	-	-	-	-	-	-

**NATIONAL CENTRE FOR DISEASE INFORMATICS AND RESEARCH
NATIONAL CANCER REGISTRY PROGRAMME**

(Indian Council of Medical Research)

Hospital Based Cancer Registry

524 HBCR - Malabar Cancer Centre, Kannur

Report Based on Year of Registration : 2020

TABLE 6(b): Number(#) and Proportion(%) of cancers by site (ICD-10) and Type of Treatment - Females
(Treatment Only at RI)

As on: 28/11/2022

ICD 10	Site	Type of Treatment																			
		Surgery		R-Therapy		C-Therapy		S+R		S+C		R+C		S+R+C		Others		Unknown		Total	
		#	%	#	%	#	%	#	%	#	%	#	%	#	%	#	%	#	%	#	%
C00	Lip	2	66.7	1	33.3	-	-	-	-	-	-	-	-	-	-	-	-	-	-	3	100.0
C01-02	Tongue	7	29.2	3	12.5	-	-	6	25.0	-	-	3	12.5	5	20.8	-	-	-	-	24	100.0
C03-06	Mouth	12	21.1	25	43.9	3	5.3	7	12.3	-	-	5	8.8	5	8.8	-	-	-	-	57	100.0
C07-08	Salivary Gland	-	-	-	-	-	-	1	100.0	-	-	-	-	-	-	-	-	-	-	1	100.0
C09	Tonsil	-	-	-	-	-	-	-	-	-	-	-	-	-	-	-	-	-	-	-	-
C10	Oth. Oropharynx	-	-	3	60.0	-	-	-	-	-	-	2	40.0	-	-	-	-	-	-	5	100.0
C11	Nasopharynx	-	-	1	100.0	-	-	-	-	-	-	-	-	-	-	-	-	-	-	1	100.0
C12-13	Hypopharynx	-	-	6	75.0	-	-	-	-	-	-	2	25.0	-	-	-	-	-	-	8	100.0
C14	Pharynx Unspecified	-	-	-	-	-	-	-	-	-	-	-	-	-	-	-	-	-	-	-	-
C15	Oesophagus	-	-	16	80.0	1	5.0	-	-	1	5.0	1	5.0	1	5.0	-	-	-	-	20	100.0
C16	Stomach	3	25.0	3	25.0	1	8.3	-	-	3	25.0	2	16.7	-	-	-	-	-	-	12	100.0
C17	Small Intestine	-	-	-	-	1	100.0	-	-	-	-	-	-	-	-	-	-	-	-	1	100.0
C18	Colon	10	41.7	-	-	5	20.8	-	-	8	33.3	1	4.2	-	-	-	-	-	-	24	100.0
C19-20	Rectum	6	15.8	11	28.9	1	2.6	1	2.6	2	5.3	4	10.5	13	34.2	-	-	-	-	38	100.0
C21	Anus & Anal Canal	1	25.0	-	-	-	-	-	-	-	-	2	50.0	1	25.0	-	-	-	-	4	100.0
C22	Liver	-	-	-	-	5	100.0	-	-	-	-	-	-	-	-	-	-	-	-	5	100.0
C23-24	Gallbladder etc.	3	37.5	-	-	2	25.0	-	-	3	37.5	-	-	-	-	-	-	-	-	8	100.0
C25	Pancreas	-	-	1	12.5	5	62.5	-	-	2	25.0	-	-	-	-	-	-	-	-	8	100.0
C30-31	Nose, Sinuses etc.	-	-	1	25.0	1	25.0	1	25.0	-	-	1	25.0	-	-	-	-	-	-	4	100.0
C32	Larynx	1	25.0	2	50.0	-	-	-	-	-	-	1	25.0	-	-	-	-	-	-	4	100.0
C33-34	Lung etc.	-	-	15	38.5	12	30.8	-	-	-	-	11	28.2	1	2.6	-	-	-	-	39	100.0
C37-38	Other Thoracic Organs	1	100.0	-	-	-	-	-	-	-	-	-	-	-	-	-	-	-	-	1	100.0
C40-41	Bone	4	44.4	-	-	2	22.2	-	-	3	33.3	-	-	-	-	-	-	-	-	9	100.0
C43	Melanoma of Skin	10	71.4	3	21.4	-	-	-	-	1	7.1	-	-	-	-	-	-	-	-	14	100.0
C44	Other Skin	-	-	-	-	-	-	-	-	-	-	-	-	-	-	-	-	-	-	-	-
C45	Mesothelioma	-	-	-	-	-	-	-	-	-	-	-	-	-	-	-	-	-	-	-	-
C46	Kaposi Sarcoma	-	-	-	-	-	-	-	-	-	-	-	-	-	-	-	-	-	-	-	-
C47+C49	Conn. & Soft Tissue	3	75.0	-	-	-	-	1	25.0	-	-	-	-	-	-	-	-	-	-	4	100.0
C50	Breast	5	1.4	5	1.4	4	1.1	-	-	5	1.4	6	1.6	29	7.9	315	85.4	-	-	369	100.0
C51	Vulva	-	-	3	100.0	-	-	-	-	-	-	-	-	-	-	-	-	-	-	3	100.0
C52	Vagina	-	-	2	50.0	-	-	-	-	-	-	2	50.0	-	-	-	-	-	-	4	100.0
C53	Cervix Uteri	7	8.0	19	21.8	-	-	4	4.6	-	-	57	65.5	-	-	-	-	-	-	87	100.0
C54	Corpus Uteri	10	21.7	4	8.7	1	2.2	22	47.8	5	10.9	-	-	4	8.7	-	-	-	-	46	100.0
C55	Uterus Unspecified	-	-	-	-	-	-	-	-	-	-	-	-	-	-	-	-	-	-	-	-
C56	Ovary etc.	4	7.5	-	-	8	15.1	-	-	41	77.4	-	-	-	-	-	-	-	-	53	100.0
C57	Other Female Genital	-	-	-	-	-	-	-	-	-	-	-	-	-	-	-	-	-	-	-	-
C58	Placenta	-	-	-	-	-	-	-	-	-	-	-	-	-	-	-	-	-	-	-	-
C60	Penis	-	-	-	-	-	-	-	-	-	-	-	-	-	-	-	-	-	-	-	-
C61	Prostate	-	-	-	-	-	-	-	-	-	-	-	-	-	-	-	-	-	-	-	-
C62	Testis	-	-	-	-	-	-	-	-	-	-	-	-	-	-	-	-	-	-	-	-
C63	Other Male Genital	-	-	-	-	-	-	-	-	-	-	-	-	-	-	-	-	-	-	-	-
C64	Kidney etc.	2	66.7	-	-	1	33.3	-	-	-	-	-	-	-	-	-	-	-	-	3	100.0
C65	Renal Pelvis	-	-	-	-	-	-	-	-	-	-	-	-	-	-	-	-	-	-	-	-
C66	Ureter	-	-	-	-	-	-	-	-	1	100.0	-	-	-	-	-	-	-	-	1	100.0
C67	Bladder	1	33.3	1	33.3	-	-	-	-	-	-	1	33.3	-	-	-	-	-	-	3	100.0
C68	Uns.Urinary Organs	-	-	-	-	-	-	-	-	-	-	-	-	-	-	-	-	-	-	-	-
C69	Eye	-	-	-	-	1	100.0	-	-	-	-	-	-	-	-	-	-	-	-	1	100.0
C70-72	Brain, Nervous System	-	-	-	-	-	-	-	-	-	-	1	100.0	-	-	-	-	-	-	1	100.0
C73	Thyroid	24	75.0	-	-	-	-	7	21.9	-	-	-	-	1	3.1	-	-	-	-	32	100.0
C74	Adrenal Gland	-	-	-	-	-	-	-	-	-	-	-	-	-	-	-	-	-	-	-	-
C81	Hodgkins Disease	-	-	-	-	5	83.3	-	-	-	-	1	16.7	-	-	-	-	-	-	6	100.0
C82-85,C96	NHL	1	2.4	1	2.4	35	85.4	-	-	2	4.9	2	4.9	-	-	-	-	-	-	41	100.0
C88	Malig Imm.Prol D	-	-	-	-	-	-	-	-	-	-	-	-	-	-	-	-	-	-	-	-
C90	Multiple Myeloma	-	-	1	5.6	16	88.9	-	-	-	-	1	5.6	-	-	-	-	-	-	18	100.0
C91	Lymphoid Leuk.	-	-	1	7.1	11	78.6	-	-	-	-	2	14.3	-	-	-	-	-	-	14	100.0
C92-94	Myeloid Leukaemia	-	-	-	-	26	92.9	-	-	-	-	2	7.1	-	-	-	-	-	-	28	100.0
C95	Leukaemia Uns	-	-	-	-	1	100.0	-	-	-	-	-	-	-	-	-	-	-	-	1	100.0

**NATIONAL CENTRE FOR DISEASE INFORMATICS AND RESEARCH
NATIONAL CANCER REGISTRY PROGRAMME**



(Indian Council of Medical Research)
Hospital Based Cancer Registry
524 HBCR - Malabar Cancer Centre, Kannur

Report Based on Year of Registration : 2020

TABLE 7(a): Number(#) and Proportion(%) of cancers by site (ICD-10) and Any Specific Treatment - Males
(Treatment Only at RI)

As on: 28/11/2022

ICD 10	Site	Any S		Any R		Any C		Any H		Others		Unknown		Total	
		#	%	#	%	#	%	#	%	#	%	#	%	#	%
C00	Lip	2	66.7	1	33.3	-	-	-	-	-	-	-	-	3	100.0
C01-02	Tongue	72	46.2	62	39.7	22	14.1	-	-	-	-	-	-	156	100.0
C03-06	Mouth	79	37.4	101	47.9	31	14.7	-	-	-	-	-	-	211	100.0
C07-08	Salivary Gland	3	37.5	4	50.0	1	12.5	-	-	-	-	-	-	8	100.0
C09	Tonsil	1	100.0	-	-	-	-	-	-	-	-	-	-	1	100.0
C10	Oth. Oropharynx	-	-	57	65.5	30	34.5	-	-	-	-	-	-	87	100.0
C11	Nasopharynx	-	-	4	66.7	2	33.3	-	-	-	-	-	-	6	100.0
C12-13	Hypopharynx	4	7.5	35	66.0	14	26.4	-	-	-	-	-	-	53	100.0
C14	Pharynx Unspecified	-	-	-	-	-	-	-	-	-	-	-	-	-	-
C15	Oesophagus	10	15.2	35	53.0	21	31.8	-	-	-	-	-	-	66	100.0
C16	Stomach	21	35.6	13	22.0	25	42.4	-	-	-	-	-	-	59	100.0
C17	Small Intestine	-	-	-	-	-	-	-	-	-	-	-	-	-	-
C18	Colon	18	66.7	-	-	9	33.3	-	-	-	-	-	-	27	100.0
C19-20	Rectum	38	29.9	48	37.8	41	32.3	-	-	-	-	-	-	127	100.0
C21	Anus & Anal Canal	-	-	1	50.0	1	50.0	-	-	-	-	-	-	2	100.0
C22	Liver	-	-	9	37.5	15	62.5	-	-	-	-	-	-	24	100.0
C23-24	Gallbladder etc.	4	57.1	1	14.3	2	28.6	-	-	-	-	-	-	7	100.0
C25	Pancreas	3	20.0	-	-	12	80.0	-	-	-	-	-	-	15	100.0
C30-31	Nose, Sinuses etc.	-	-	4	66.7	2	33.3	-	-	-	-	-	-	6	100.0
C32	Larynx	4	4.9	59	72.0	19	23.2	-	-	-	-	-	-	82	100.0
C33-34	Lung etc.	5	1.8	198	70.5	78	27.8	-	-	-	-	-	-	281	100.0
C37-38	Other Thoracic Organs	1	20.0	1	20.0	3	60.0	-	-	-	-	-	-	5	100.0
C40-41	Bone	7	53.8	1	7.7	5	38.5	-	-	-	-	-	-	13	100.0
C43	Melanoma of Skin	14	87.5	2	12.5	-	-	-	-	-	-	-	-	16	100.0
C44	Other Skin	1	100.0	-	-	-	-	-	-	-	-	-	-	1	100.0
C45	Mesothelioma	-	-	-	-	-	-	-	-	-	-	-	-	-	-
C46	Kaposi Sarcoma	-	-	-	-	-	-	-	-	-	-	-	-	-	-
C47+C49	Conn. & Soft Tissue	5	45.5	2	18.2	4	36.4	-	-	-	-	-	-	11	100.0
C50	Breast	1	25.0	1	25.0	1	25.0	1	25.0	-	-	-	-	4	100.0
C51	Vulva	-	-	-	-	-	-	-	-	-	-	-	-	-	-
C52	Vagina	-	-	-	-	-	-	-	-	-	-	-	-	-	-
C53	Cervix Uteri	-	-	-	-	-	-	-	-	-	-	-	-	-	-
C54	Corpus Uteri	-	-	-	-	-	-	-	-	-	-	-	-	-	-
C55	Uterus Unspecified	-	-	-	-	-	-	-	-	-	-	-	-	-	-
C56	Ovary etc.	-	-	-	-	-	-	-	-	-	-	-	-	-	-
C57	Other Female Genital	-	-	-	-	-	-	-	-	-	-	-	-	-	-
C58	Placenta	-	-	-	-	-	-	-	-	-	-	-	-	-	-
C60	Penis	9	90.0	-	-	1	10.0	-	-	-	-	-	-	10	100.0
C61	Prostate	3	3.7	26	32.1	10	12.3	42	51.9	-	-	-	-	81	100.0
C62	Testis	1	50.0	-	-	1	50.0	-	-	-	-	-	-	2	100.0
C63	Other Male Genital	-	-	-	-	-	-	-	-	-	-	-	-	-	-
C64	Kidney etc.	11	57.9	4	21.1	4	21.1	-	-	-	-	-	-	19	100.0
C65	Renal Pelvis	-	-	-	-	-	-	-	-	-	-	-	-	-	-
C66	Ureter	-	-	-	-	1	100.0	-	-	-	-	-	-	1	100.0
C67	Bladder	3	42.9	3	42.9	1	14.3	-	-	-	-	-	-	7	100.0
C68	Uns.Urinary Organs	-	-	-	-	-	-	-	-	-	-	-	-	-	-
C69	Eye	1	25.0	1	25.0	2	50.0	-	-	-	-	-	-	4	100.0
C70-72	Brain, Nervous System	-	-	2	100.0	-	-	-	-	-	-	-	-	2	100.0
C73	Thyroid	7	100.0	-	-	-	-	-	-	-	-	-	-	7	100.0
C74	Adrenal Gland	-	-	-	-	-	-	-	-	-	-	-	-	-	-
C81	Hodgkins Disease	-	-	1	8.3	11	91.7	-	-	-	-	-	-	12	100.0
C82-85,C96	NHL	-	-	10	14.7	57	83.8	1	1.5	-	-	-	-	68	100.0
C88	Malig Imm.Prol D	-	-	-	-	-	-	-	-	-	-	-	-	-	-
C90	Multiple Myeloma	1	2.7	13	35.1	22	59.5	-	-	1	2.7	-	-	37	100.0
C91	Lymphoid Leuk.	-	-	11	26.2	29	69.0	-	-	2	4.8	-	-	42	100.0
C92-94	Myeloid Leukaemia	-	-	2	8.0	23	92.0	-	-	-	-	-	-	25	100.0
C95	Leukaemia Uns	-	-	-	-	-	-	-	-	-	-	-	-	-	-
O&U	Other and Uns	3	10.3	19	65.5	7	24.1	-	-	-	-	-	-	29	100.0
	All Sites	332	20.5	731	45.2	507	31.4	44	2.7	3	0.2	-	-	1617	100.0

O & U : C26, C39, C48, C75, C76, C77, C78, C79, C80, C97

**NATIONAL CENTRE FOR DISEASE INFORMATICS AND RESEARCH
NATIONAL CANCER REGISTRY PROGRAMME**

(Indian Council of Medical Research)



**Hospital Based Cancer Registry
524 HBCR - Malabar Cancer Centre, Kannur**

Report Based on Year of Registration : 2020

TABLE 7(b): Number(#) and Proportion(%) of cancers by site (ICD-10) and Any Specific Treatment - Females
(Treatment Only at RI)

As on: 28/11/2022

ICD 10	Site	Any S		Any R		Any C		Any H		Others		Unknown		Total	
		#	%	#	%	#	%	#	%	#	%	#	%	#	%
C00	Lip	2	66.7	1	33.3	-	-	-	-	-	-	-	-	3	100.0
C01-02	Tongue	18	41.9	17	39.5	8	18.6	-	-	-	-	-	-	43	100.0
C03-06	Mouth	24	30.4	42	53.2	13	16.5	-	-	-	-	-	-	79	100.0
C07-08	Salivary Gland	1	50.0	1	50.0	-	-	-	-	-	-	-	-	2	100.0
C09	Tonsil	-	-	-	-	-	-	-	-	-	-	-	-	-	-
C10	Oth. Oropharynx	-	-	5	71.4	2	28.6	-	-	-	-	-	-	7	100.0
C11	Nasopharynx	-	-	1	100.0	-	-	-	-	-	-	-	-	1	100.0
C12-13	Hypopharynx	-	-	8	80.0	2	20.0	-	-	-	-	-	-	10	100.0
C14	Pharynx Unspecified	-	-	-	-	-	-	-	-	-	-	-	-	-	-
C15	Oesophagus	2	8.3	18	75.0	4	16.7	-	-	-	-	-	-	24	100.0
C16	Stomach	6	35.3	5	29.4	6	35.3	-	-	-	-	-	-	17	100.0
C17	Small Intestine	-	-	-	-	1	100.0	-	-	-	-	-	-	1	100.0
C18	Colon	18	54.5	1	3.0	14	42.4	-	-	-	-	-	-	33	100.0
C19-20	Rectum	22	31.0	29	40.8	20	28.2	-	-	-	-	-	-	71	100.0
C21	Anus & Anal Canal	2	25.0	3	37.5	3	37.5	-	-	-	-	-	-	8	100.0
C22	Liver	-	-	-	-	5	100.0	-	-	-	-	-	-	5	100.0
C23-24	Gallbladder etc.	6	54.5	-	-	5	45.5	-	-	-	-	-	-	11	100.0
C25	Pancreas	2	20.0	1	10.0	7	70.0	-	-	-	-	-	-	10	100.0
C30-31	Nose, Sinuses etc.	1	16.7	3	50.0	2	33.3	-	-	-	-	-	-	6	100.0
C32	Larynx	1	20.0	3	60.0	1	20.0	-	-	-	-	-	-	5	100.0
C33-34	Lung etc.	1	1.9	27	51.9	24	46.2	-	-	-	-	-	-	52	100.0
C37-38	Other Thoracic Organs	1	100.0	-	-	-	-	-	-	-	-	-	-	1	100.0
C40-41	Bone	7	58.3	-	-	5	41.7	-	-	-	-	-	-	12	100.0
C43	Melanoma of Skin	11	73.3	3	20.0	1	6.7	-	-	-	-	-	-	15	100.0
C44	Other Skin	-	-	-	-	-	-	-	-	-	-	-	-	-	-
C45	Mesothelioma	-	-	-	-	-	-	-	-	-	-	-	-	-	-
C46	Kaposi Sarcoma	-	-	-	-	-	-	-	-	-	-	-	-	-	-
C47+C49	Conn. & Soft Tissue	4	80.0	1	20.0	-	-	-	-	-	-	-	-	5	100.0
C50	Breast	305	26.6	250	21.8	278	24.2	315	27.4	-	-	-	-	1148	100.0
C51	Vulva	-	-	3	100.0	-	-	-	-	-	-	-	-	3	100.0
C52	Vagina	-	-	4	66.7	2	33.3	-	-	-	-	-	-	6	100.0
C53	Cervix Uteri	11	7.4	80	54.1	57	38.5	-	-	-	-	-	-	148	100.0
C54	Corpus Uteri	41	50.6	30	37.0	10	12.3	-	-	-	-	-	-	81	100.0
C55	Uterus Unspecified	-	-	-	-	-	-	-	-	-	-	-	-	-	-
C56	Ovary etc.	45	47.9	-	-	49	52.1	-	-	-	-	-	-	94	100.0
C57	Other Female Genital	-	-	-	-	-	-	-	-	-	-	-	-	-	-
C58	Placenta	-	-	-	-	-	-	-	-	-	-	-	-	-	-
C60	Penis	-	-	-	-	-	-	-	-	-	-	-	-	-	-
C61	Prostate	-	-	-	-	-	-	-	-	-	-	-	-	-	-
C62	Testis	-	-	-	-	-	-	-	-	-	-	-	-	-	-
C63	Other Male Genital	-	-	-	-	-	-	-	-	-	-	-	-	-	-
C64	Kidney etc.	2	66.7	-	-	1	33.3	-	-	-	-	-	-	3	100.0
C65	Renal Pelvis	-	-	-	-	-	-	-	-	-	-	-	-	-	-
C66	Ureter	1	50.0	-	-	1	50.0	-	-	-	-	-	-	2	100.0
C67	Bladder	1	25.0	2	50.0	1	25.0	-	-	-	-	-	-	4	100.0
C68	Uns.Urinary Organs	-	-	-	-	-	-	-	-	-	-	-	-	-	-
C69	Eye	-	-	-	-	1	100.0	-	-	-	-	-	-	1	100.0
C70-72	Brain, Nervous System	-	-	1	50.0	1	50.0	-	-	-	-	-	-	2	100.0
C73	Thyroid	32	78.0	8	19.5	1	2.4	-	-	-	-	-	-	41	100.0
C74	Adrenal Gland	-	-	-	-	-	-	-	-	-	-	-	-	-	-
C81	Hodgkins Disease	-	-	1	14.3	6	85.7	-	-	-	-	-	-	7	100.0
C82-85,C96	NHL	3	6.7	3	6.7	39	86.7	-	-	-	-	-	-	45	100.0
C88	Malig Inn.Prol D	-	-	-	-	-	-	-	-	-	-	-	-	-	-
C90	Multiple Myeloma	-	-	2	10.5	17	89.5	-	-	-	-	-	-	19	100.0
C91	Lymphoid Leuk.	-	-	3	18.8	13	81.2	-	-	-	-	-	-	16	100.0
C92-94	Myeloid Leukaemia	-	-	2	6.7	28	93.3	-	-	-	-	-	-	30	100.0
C95	Leukaemia Uns	-	-	-	-	1	100.0	-	-	-	-	-	-	1	100.0
O&U	Other and Uns	1	11.1	7	77.8	1	11.1	-	-	-	-	-	-	9	100.0
	All Sites	571	27.4	565	27.2	630	30.3	315	15.1	-	-	-	-	2081	100.0

O & U : C26, C39, C48, C75, C76, C77, C78, C79, C80, C97

**NATIONAL CENTRE FOR DISEASE INFORMATICS AND RESEARCH
NATIONAL CANCER REGISTRY PROGRAMME**

(Indian Council of Medical Research)

Hospital Based Cancer Registry

524 HBCR - Malabar Cancer Centre, Kannur

Report Based on Year of Registration : 2020

TABLE 8(a): Number(#) and Proportion(%) of cancers by site (ICD-10) and Treatment Status at Reporting Institution (Excluding the Cancers Previously Treated) - Males

As on: 28/11/2022

ICD 10	Site	Received		Not Received		Not Accepted		Incomplete		Unknown		Total	
		#	%	#	%	#	%	#	%	#	%	#	%
C00	Lip	2	100.0	-	-	-	-	-	-	-	-	2	100.0
C01-02	Tongue	89	70.6	14	11.1	19	15.1	4	3.2	-	-	126	100.0
C03-06	Mouth	121	74.2	21	12.9	19	11.7	2	1.2	-	-	163	100.0
C07-08	Salivary Gland	5	62.5	3	37.5	-	-	-	-	-	-	8	100.0
C09	Tonsil	1	100.0	-	-	-	-	-	-	-	-	1	100.0
C10	Oth. Oropharynx	57	83.8	5	7.4	6	8.8	-	-	-	-	68	100.0
C11	Nasopharynx	4	66.7	1	16.7	-	-	1	16.7	-	-	6	100.0
C12-13	Hypopharynx	35	68.6	7	13.7	8	15.7	1	2.0	-	-	51	100.0
C14	Pharynx Unspecified	-	-	-	-	2	100.0	-	-	-	-	2	100.0
C15	Oesophagus	43	52.4	20	24.4	17	20.7	2	2.4	-	-	82	100.0
C16	Stomach	42	36.2	54	46.6	17	14.7	3	2.6	-	-	116	100.0
C17	Small Intestine	-	-	6	100.0	-	-	-	-	-	-	6	100.0
C18	Colon	20	42.6	17	36.2	6	12.8	4	8.5	-	-	47	100.0
C19-20	Rectum	62	61.4	19	18.8	18	17.8	2	2.0	-	-	101	100.0
C21	Anus & Anal Canal	1	20.0	3	60.0	1	20.0	-	-	-	-	5	100.0
C22	Liver	23	20.2	77	67.5	10	8.8	4	3.5	-	-	114	100.0
C23-24	Gallbladder etc.	5	50.0	5	50.0	-	-	-	-	-	-	10	100.0
C25	Pancreas	14	28.0	28	56.0	6	12.0	2	4.0	-	-	50	100.0
C30-31	Nose, Sinuses etc.	4	100.0	-	-	-	-	-	-	-	-	4	100.0
C32	Larynx	61	68.5	14	15.7	13	14.6	1	1.1	-	-	89	100.0
C33-34	Lung etc.	218	44.9	188	38.7	68	14.0	12	2.5	-	-	486	100.0
C37-38	Other Thoracic Organs	3	100.0	-	-	-	-	-	-	-	-	3	100.0
C40-41	Bone	8	50.0	6	37.5	2	12.5	-	-	-	-	16	100.0
C43	Melanoma of Skin	14	60.9	6	26.1	3	13.0	-	-	-	-	23	100.0
C44	Other Skin	1	50.0	1	50.0	-	-	-	-	-	-	2	100.0
C45	Mesothelioma	-	-	-	-	-	-	-	-	-	-	-	-
C46	Kaposi Sarcoma	-	-	-	-	-	-	-	-	-	-	-	-
C47+C49	Conn. & Soft Tissue	6	42.9	3	21.4	4	28.6	1	7.1	-	-	14	100.0
C50	Breast	1	50.0	-	-	1	50.0	-	-	-	-	2	100.0
C51	Vulva	-	-	-	-	-	-	-	-	-	-	-	-
C52	Vagina	-	-	-	-	-	-	-	-	-	-	-	-
C53	Cervix Uteri	-	-	-	-	-	-	-	-	-	-	-	-
C54	Corpus Uteri	-	-	-	-	-	-	-	-	-	-	-	-
C55	Uterus Unspecified	-	-	-	-	-	-	-	-	-	-	-	-
C56	Ovary etc.	-	-	-	-	-	-	-	-	-	-	-	-
C57	Other Female Genital	-	-	-	-	-	-	-	-	-	-	-	-
C58	Placenta	-	-	-	-	-	-	-	-	-	-	-	-
C60	Penis	9	75.0	2	16.7	1	8.3	-	-	-	-	12	100.0
C61	Prostate	51	68.9	16	21.6	7	9.5	-	-	-	-	74	100.0
C62	Testis	1	50.0	1	50.0	-	-	-	-	-	-	2	100.0
C63	Other Male Genital	-	-	-	-	1	100.0	-	-	-	-	1	100.0
C64	Kidney etc.	15	57.7	10	38.5	1	3.8	-	-	-	-	26	100.0
C65	Renal Pelvis	-	-	-	-	-	-	-	-	-	-	-	-
C66	Ureter	1	50.0	1	50.0	-	-	-	-	-	-	2	100.0
C67	Bladder	5	22.7	14	63.6	3	13.6	-	-	-	-	22	100.0
C68	Uns.Urinary Organs	-	-	-	-	-	-	-	-	-	-	-	-
C69	Eye	2	100.0	-	-	-	-	-	-	-	-	2	100.0
C70-72	Brain, Nervous System	2	18.2	7	63.6	2	18.2	-	-	-	-	11	100.0
C73	Thyroid	7	50.0	3	21.4	4	28.6	-	-	-	-	14	100.0
C74	Adrenal Gland	-	-	-	-	-	-	-	-	-	-	-	-
C81	Hodgkins Disease	11	73.3	4	26.7	-	-	-	-	-	-	15	100.0
C82-85,C96	NHL	60	46.2	52	40.0	5	3.8	13	10.0	-	-	130	100.0
C88	Malig Imm.Prol D	-	-	-	-	-	-	-	-	-	-	-	-
C90	Multiple Myeloma	25	45.5	18	32.7	5	9.1	7	12.7	-	-	55	100.0
C91	Lymphoid Leuk.	31	60.8	15	29.4	3	5.9	2	3.9	-	-	51	100.0
C92-94	Myeloid Leukaemia	23	57.5	10	25.0	-	-	7	17.5	-	-	40	100.0
C95	Leukaemia Uns	-	-	1	100.0	-	-	-	-	-	-	1	100.0
O&U	Other and Uns	23	33.3	39	56.5	6	8.7	1	1.4	-	-	69	100.0
	All Sites	1106	52.1	691	32.5	258	12.1	69	3.2	-	-	2124	100.0

O & U : C26, C39, C48, C75, C76, C77, C78, C79, C80, C97

**NATIONAL CENTRE FOR DISEASE INFORMATICS AND RESEARCH
NATIONAL CANCER REGISTRY PROGRAMME**

(Indian Council of Medical Research)

Hospital Based Cancer Registry

524 HBCR - Malabar Cancer Centre, Kannur

Report Based on Year of Registration : 2020

TABLE 8(b): Number(#) and Proportion(%) of cancers by site (ICD-10) and Treatment Status at Reporting Institution (Excluding the Cancers Previously Treated) - Females

As on: 28/11/2022

ICD 10	Site	Received		Not Received		Not Accepted		Incomplete		Unknown		Total	
		#	%	#	%	#	%	#	%	#	%	#	%
C00	Lip	3	100.0	-	-	-	-	-	-	-	-	3	100.0
C01-02	Tongue	24	75.0	3	9.4	4	12.5	1	3.1	-	-	32	100.0
C03-06	Mouth	57	71.2	11	13.8	11	13.8	1	1.2	-	-	80	100.0
C07-08	Salivary Gland	1	50.0	-	-	1	50.0	-	-	-	-	2	100.0
C09	Tonsil	-	-	-	-	-	-	-	-	-	-	-	-
C10	Oth. Oropharynx	5	62.5	1	12.5	1	12.5	1	12.5	-	-	8	100.0
C11	Nasopharynx	1	100.0	-	-	-	-	-	-	-	-	1	100.0
C12-13	Hypopharynx	8	72.7	1	9.1	2	18.2	-	-	-	-	11	100.0
C14	Pharynx Unspecified	-	-	1	100.0	-	-	-	-	-	-	1	100.0
C15	Oesophagus	20	52.6	11	28.9	6	15.8	1	2.6	-	-	38	100.0
C16	Stomach	12	25.5	31	66.0	2	4.3	2	4.3	-	-	47	100.0
C17	Small Intestine	1	20.0	3	60.0	1	20.0	-	-	-	-	5	100.0
C18	Colon	24	57.1	12	28.6	4	9.5	2	4.8	-	-	42	100.0
C19-20	Rectum	38	65.5	11	19.0	8	13.8	1	1.7	-	-	58	100.0
C21	Anus & Anal Canal	4	50.0	2	25.0	2	25.0	-	-	-	-	8	100.0
C22	Liver	5	14.3	26	74.3	2	5.7	2	5.7	-	-	35	100.0
C23-24	Gallbladder etc.	8	32.0	16	64.0	1	4.0	-	-	-	-	25	100.0
C25	Pancreas	8	23.5	21	61.8	5	14.7	-	-	-	-	34	100.0
C30-31	Nose, Sinuses etc.	4	66.7	1	16.7	-	-	1	16.7	-	-	6	100.0
C32	Larynx	4	80.0	-	-	1	20.0	-	-	-	-	5	100.0
C33-34	Lung etc.	39	40.6	42	43.8	13	13.5	2	2.1	-	-	96	100.0
C37-38	Other Thoracic Organs	1	50.0	1	50.0	-	-	-	-	-	-	2	100.0
C40-41	Bone	9	52.9	5	29.4	2	11.8	1	5.9	-	-	17	100.0
C43	Melanoma of Skin	14	60.9	5	21.7	4	17.4	-	-	-	-	23	100.0
C44	Other Skin	-	-	-	-	-	-	-	-	-	-	-	-
C45	Mesothelioma	-	-	-	-	-	-	-	-	-	-	-	-
C46	Kaposi Sarcoma	-	-	-	-	-	-	-	-	-	-	-	-
C47+C49	Conn. & Soft Tissue	4	33.3	3	25.0	3	25.0	2	16.7	-	-	12	100.0
C50	Breast	369	76.9	45	9.4	33	6.9	33	6.9	-	-	480	100.0
C51	Vulva	3	100.0	-	-	-	-	-	-	-	-	3	100.0
C52	Vagina	4	66.7	-	-	2	33.3	-	-	-	-	6	100.0
C53	Cervix Uteri	87	77.0	9	8.0	15	13.3	2	1.8	-	-	113	100.0
C54	Corpus Uteri	46	80.7	5	8.8	2	3.5	4	7.0	-	-	57	100.0
C55	Uterus Unspecified	-	-	-	-	-	-	-	-	-	-	-	-
C56	Ovary etc.	53	63.9	24	28.9	5	6.0	1	1.2	-	-	83	100.0
C57	Other Female Genital	-	-	-	-	-	-	-	-	-	-	-	-
C58	Placenta	-	-	-	-	-	-	-	-	-	-	-	-
C60	Penis	-	-	-	-	-	-	-	-	-	-	-	-
C61	Prostate	-	-	-	-	-	-	-	-	-	-	-	-
C62	Testis	-	-	-	-	-	-	-	-	-	-	-	-
C63	Other Male Genital	-	-	-	-	-	-	-	-	-	-	-	-
C64	Kidney etc.	3	60.0	2	40.0	-	-	-	-	-	-	5	100.0
C65	Renal Pelvis	-	-	-	-	-	-	-	-	-	-	-	-
C66	Ureter	1	100.0	-	-	-	-	-	-	-	-	1	100.0
C67	Bladder	3	75.0	1	25.0	-	-	-	-	-	-	4	100.0
C68	Uns.Urinary Organs	-	-	-	-	-	-	-	-	-	-	-	-
C69	Eye	1	50.0	1	50.0	-	-	-	-	-	-	2	100.0
C70-72	Brain, Nervous System	1	16.7	4	66.7	1	16.7	-	-	-	-	6	100.0
C73	Thyroid	32	68.1	8	17.0	6	12.8	1	2.1	-	-	47	100.0
C74	Adrenal Gland	-	-	1	100.0	-	-	-	-	-	-	1	100.0
C81	Hodgkins Disease	6	75.0	2	25.0	-	-	-	-	-	-	8	100.0
C82-85,C96	NHL	41	49.4	31	37.3	3	3.6	8	9.6	-	-	83	100.0
C88	Malign.Imm.Prol D	-	-	-	-	-	-	-	-	-	-	-	-
C90	Multiple Myeloma	18	51.4	8	22.9	4	11.4	5	14.3	-	-	35	100.0
C91	Lymphoid Leuk.	14	48.3	13	44.8	-	-	2	6.9	-	-	29	100.0
C92-94	Myeloid Leukaemia	28	58.3	10	20.8	1	2.1	9	18.8	-	-	48	100.0
C95	Leukaemia Uns	1	50.0	1	50.0	-	-	-	-	-	-	2	100.0
O&U	Other and Uns	8	19.5	28	68.3	4	9.8	1	2.4	-	-	41	100.0
	All Sites	1013	61.6	400	24.3	149	9.1	83	5.0	-	-	1645	100.0

O & U : C26, C39, C48, C75, C76, C77, C78, C79, C80, C97

**NATIONAL CENTRE FOR DISEASE INFORMATICS AND RESEARCH
NATIONAL CANCER REGISTRY PROGRAMME**

(Indian Council of Medical Research)

Hospital Based Cancer Registry

524 HBCR - Malabar Cancer Centre, Kannur

Report Based on Year of Registration : 2020

**TABLE 9(a): Number(#) and Proportion(%) of cancers by site (ICD-10) and Intention to Treat at Reporting Institution
(Excluding the Cancers Previously Treated) - Males**

As on: 28/11/2022

ICD 10	Site	Radical		Palliative		Pain Relief Only		Symptomatic		Unknown		Total	
		#	%	#	%	#	%	#	%	#	%	#	%
C00	Lip	2	100.0	-	-	-	-	-	-	-	-	2	100.0
C01-02	Tongue	74	83.1	15	16.9	-	-	-	-	-	-	89	100.0
C03-06	Mouth	82	67.8	39	32.2	-	-	-	-	-	-	121	100.0
C07-08	Salivary Gland	3	60.0	2	40.0	-	-	-	-	-	-	5	100.0
C09	Tonsil	1	100.0	-	-	-	-	-	-	-	-	1	100.0
C10	Oth. Oropharynx	31	54.4	26	45.6	-	-	-	-	-	-	57	100.0
C11	Nasopharynx	2	50.0	2	50.0	-	-	-	-	-	-	4	100.0
C12-13	Hypopharynx	15	42.9	20	57.1	-	-	-	-	-	-	35	100.0
C14	Pharynx Unspecified	-	-	-	-	-	-	-	-	-	-	-	-
C15	Oesophagus	13	30.2	30	69.8	-	-	-	-	-	-	43	100.0
C16	Stomach	22	52.4	20	47.6	-	-	-	-	-	-	42	100.0
C17	Small Intestine	-	-	-	-	-	-	-	-	-	-	-	-
C18	Colon	16	80.0	4	20.0	-	-	-	-	-	-	20	100.0
C19-20	Rectum	49	79.0	13	21.0	-	-	-	-	-	-	62	100.0
C21	Anus & Anal Canal	1	100.0	-	-	-	-	-	-	-	-	1	100.0
C22	Liver	8	34.8	15	65.2	-	-	-	-	-	-	23	100.0
C23-24	Gallbladder etc.	4	80.0	1	20.0	-	-	-	-	-	-	5	100.0
C25	Pancreas	2	14.3	12	85.7	-	-	-	-	-	-	14	100.0
C30-31	Nose, Sinuses etc.	1	25.0	3	75.0	-	-	-	-	-	-	4	100.0
C32	Larynx	41	67.2	20	32.8	-	-	-	-	-	-	61	100.0
C33-34	Lung etc.	21	9.6	197	90.4	-	-	-	-	-	-	218	100.0
C37-38	Other Thoracic Organs	3	100.0	-	-	-	-	-	-	-	-	3	100.0
C40-41	Bone	8	100.0	-	-	-	-	-	-	-	-	8	100.0
C43	Melanoma of Skin	13	92.9	1	7.1	-	-	-	-	-	-	14	100.0
C44	Other Skin	1	100.0	-	-	-	-	-	-	-	-	1	100.0
C45	Mesothelioma	-	-	-	-	-	-	-	-	-	-	-	-
C46	Kaposi Sarcoma	-	-	-	-	-	-	-	-	-	-	-	-
C47+C49	Conn. & Soft Tissue	5	83.3	1	16.7	-	-	-	-	-	-	6	100.0
C50	Breast	1	100.0	-	-	-	-	-	-	-	-	1	100.0
C51	Vulva	-	-	-	-	-	-	-	-	-	-	-	-
C52	Vagina	-	-	-	-	-	-	-	-	-	-	-	-
C53	Cervix Uteri	-	-	-	-	-	-	-	-	-	-	-	-
C54	Corpus Uteri	-	-	-	-	-	-	-	-	-	-	-	-
C55	Uterus Unspecified	-	-	-	-	-	-	-	-	-	-	-	-
C56	Ovary etc.	-	-	-	-	-	-	-	-	-	-	-	-
C57	Other Female Genital	-	-	-	-	-	-	-	-	-	-	-	-
C58	Placenta	-	-	-	-	-	-	-	-	-	-	-	-
C60	Penis	9	100.0	-	-	-	-	-	-	-	-	9	100.0
C61	Prostate	16	31.4	35	68.6	-	-	-	-	-	-	51	100.0
C62	Testis	1	100.0	-	-	-	-	-	-	-	-	1	100.0
C63	Other Male Genital	-	-	-	-	-	-	-	-	-	-	-	-
C64	Kidney etc.	12	80.0	3	20.0	-	-	-	-	-	-	15	100.0
C65	Renal Pelvis	-	-	-	-	-	-	-	-	-	-	-	-
C66	Ureter	-	-	1	100.0	-	-	-	-	-	-	1	100.0
C67	Bladder	3	60.0	2	40.0	-	-	-	-	-	-	5	100.0
C68	Uns. Urinary Organs	-	-	-	-	-	-	-	-	-	-	-	-
C69	Eye	2	100.0	-	-	-	-	-	-	-	-	2	100.0
C70-72	Brain, Nervous System	1	50.0	1	50.0	-	-	-	-	-	-	2	100.0
C73	Thyroid	7	100.0	-	-	-	-	-	-	-	-	7	100.0
C74	Adrenal Gland	-	-	-	-	-	-	-	-	-	-	-	-
C81	Hodgkins Disease	9	81.8	2	18.2	-	-	-	-	-	-	11	100.0
C82-85,C96	NHL	48	80.0	12	20.0	-	-	-	-	-	-	60	100.0
C88	Malignant Proliferative Disorder	-	-	-	-	-	-	-	-	-	-	-	-
C90	Multiple Myeloma	13	52.0	12	48.0	-	-	-	-	-	-	25	100.0
C91	Lymphoid Leuk.	24	77.4	7	22.6	-	-	-	-	-	-	31	100.0
C92-94	Myeloid Leukaemia	16	69.6	7	30.4	-	-	-	-	-	-	23	100.0
C95	Leukaemia Uns.	-	-	-	-	-	-	-	-	-	-	-	-
O&U	Other and Uns.	7	30.4	16	69.6	-	-	-	-	-	-	23	100.0
	All Sites	587	53.1	519	46.9	-	-	-	-	-	-	1106	100.0

O & U : C26, C39, C48, C75, C76, C77, C78, C79, C80, C97

**NATIONAL CENTRE FOR DISEASE INFORMATICS AND RESEARCH
NATIONAL CANCER REGISTRY PROGRAMME**

(Indian Council of Medical Research)

Hospital Based Cancer Registry

524 HBCR - Malabar Cancer Centre, Kannur

Report Based on Year of Registration : 2020

**TABLE 9(b): Number(#) and Proportion(%) of cancers by site (ICD-10) and Intention to Treat at Reporting Institution
(Excluding the Cancers Previously Treated) - Females**

As on: 28/11/2022

ICD 10	Site	Radical		Palliative		Pain Relief Only		Symptomatic		Unknown		Total	
		#	%	#	%	#	%	#	%	#	%	#	%
C00	Lip	2	66.7	1	33.3	-	-	-	-	-	-	3	100.0
C01-02	Tongue	18	75.0	6	25.0	-	-	-	-	-	-	24	100.0
C03-06	Mouth	24	42.1	33	57.9	-	-	-	-	-	-	57	100.0
C07-08	Salivary Gland	1	100.0	-	-	-	-	-	-	-	-	1	100.0
C09	Tonsil	-	-	-	-	-	-	-	-	-	-	-	-
C10	Oth. Oropharynx	2	40.0	3	60.0	-	-	-	-	-	-	5	100.0
C11	Nasopharynx	-	-	1	100.0	-	-	-	-	-	-	1	100.0
C12-13	Hypopharynx	2	25.0	6	75.0	-	-	-	-	-	-	8	100.0
C14	Pharynx Unspecified	-	-	-	-	-	-	-	-	-	-	-	-
C15	Oesophagus	3	15.0	17	85.0	-	-	-	-	-	-	20	100.0
C16	Stomach	4	33.3	8	66.7	-	-	-	-	-	-	12	100.0
C17	Small Intestine	-	-	1	100.0	-	-	-	-	-	-	1	100.0
C18	Colon	18	75.0	6	25.0	-	-	-	-	-	-	24	100.0
C19-20	Rectum	26	68.4	12	31.6	-	-	-	-	-	-	38	100.0
C21	Anus & Anal Canal	4	100.0	-	-	-	-	-	-	-	-	4	100.0
C22	Liver	-	-	5	100.0	-	-	-	-	-	-	5	100.0
C23-24	Gallbladder etc.	6	75.0	2	25.0	-	-	-	-	-	-	8	100.0
C25	Pancreas	2	25.0	6	75.0	-	-	-	-	-	-	8	100.0
C30-31	Nose, Sinuses etc.	2	50.0	2	50.0	-	-	-	-	-	-	4	100.0
C32	Larynx	3	75.0	1	25.0	-	-	-	-	-	-	4	100.0
C33-34	Lung etc.	4	10.3	35	89.7	-	-	-	-	-	-	39	100.0
C37-38	Other Thoracic Organs	1	100.0	-	-	-	-	-	-	-	-	1	100.0
C40-41	Bone	9	100.0	-	-	-	-	-	-	-	-	9	100.0
C43	Melanoma of Skin	12	85.7	2	14.3	-	-	-	-	-	-	14	100.0
C44	Other Skin	-	-	-	-	-	-	-	-	-	-	-	-
C45	Mesothelioma	-	-	-	-	-	-	-	-	-	-	-	-
C46	Kaposi Sarcoma	-	-	-	-	-	-	-	-	-	-	-	-
C47+C49	Conn. & Soft Tissue	4	100.0	-	-	-	-	-	-	-	-	4	100.0
C50	Breast	313	84.8	56	15.2	-	-	-	-	-	-	369	100.0
C51	Vulva	-	-	3	100.0	-	-	-	-	-	-	3	100.0
C52	Vagina	1	25.0	3	75.0	-	-	-	-	-	-	4	100.0
C53	Cervix Uteri	71	81.6	16	18.4	-	-	-	-	-	-	87	100.0
C54	Corpus Uteri	41	89.1	5	10.9	-	-	-	-	-	-	46	100.0
C55	Uterus Unspecified	-	-	-	-	-	-	-	-	-	-	-	-
C56	Ovary etc.	49	92.5	4	7.5	-	-	-	-	-	-	53	100.0
C57	Other Female Genital	-	-	-	-	-	-	-	-	-	-	-	-
C58	Placenta	-	-	-	-	-	-	-	-	-	-	-	-
C60	Penis	-	-	-	-	-	-	-	-	-	-	-	-
C61	Prostate	-	-	-	-	-	-	-	-	-	-	-	-
C62	Testis	-	-	-	-	-	-	-	-	-	-	-	-
C63	Other Male Genital	-	-	-	-	-	-	-	-	-	-	-	-
C64	Kidney etc.	2	66.7	1	33.3	-	-	-	-	-	-	3	100.0
C65	Renal Pelvis	-	-	-	-	-	-	-	-	-	-	-	-
C66	Ureter	1	100.0	-	-	-	-	-	-	-	-	1	100.0
C67	Bladder	1	33.3	2	66.7	-	-	-	-	-	-	3	100.0
C68	Uns. Urinary Organs	-	-	-	-	-	-	-	-	-	-	-	-
C69	Eye	1	100.0	-	-	-	-	-	-	-	-	1	100.0
C70-72	Brain, Nervous System	1	100.0	-	-	-	-	-	-	-	-	1	100.0
C73	Thyroid	31	96.9	1	3.1	-	-	-	-	-	-	32	100.0
C74	Adrenal Gland	-	-	-	-	-	-	-	-	-	-	-	-
C81	Hodgkins Disease	6	100.0	-	-	-	-	-	-	-	-	6	100.0
C82-85,C96	NHL	35	85.4	6	14.6	-	-	-	-	-	-	41	100.0
C88	Malig Imm.Prol D	-	-	-	-	-	-	-	-	-	-	-	-
C90	Multiple Myeloma	11	61.1	7	38.9	-	-	-	-	-	-	18	100.0
C91	Lymphoid Leuk.	10	71.4	4	28.6	-	-	-	-	-	-	14	100.0
C92-94	Myeloid Leukaemia	23	82.1	5	17.9	-	-	-	-	-	-	28	100.0
C95	Leukaemia Uns	1	100.0	-	-	-	-	-	-	-	-	1	100.0
O&U	Other and Uns	-	-	8	100.0	-	-	-	-	-	-	8	100.0
	All Sites	745	73.5	268	26.5	-	-	-	-	-	-	1013	100.0

O & U : C26, C39, C48, C75, C76, C77, C78, C79, C80, C97

**NATIONAL CENTRE FOR DISEASE INFORMATICS AND RESEARCH
NATIONAL CANCER REGISTRY PROGRAMME**

(Indian Council of Medical Research)



Hospital Based Cancer Registry

524 HBCR - Malabar Cancer Centre, Kannur

Report Based on Year of Registration : 2020

TABLE 10(a): Number(#) and Proportion(%) of cancers by site (ICD-10) and Marital Status - Males

As on: 28/11/2022

ICD 10	Site	Unmarried		Married		Widowed		Divorced		Separated		Others		Unknown		Total	
		#	%	#	%	#	%	#	%	#	%	#	%	#	%	#	%
C00	Lip	-	-	5	100.0	-	-	-	-	-	-	-	-	-	-	5	100.0
C01-02	Tongue	7	4.5	147	93.6	3	1.9	-	-	-	-	-	-	-	-	157	100.0
C03-06	Mouth	13	6.7	181	92.8	1	0.5	-	-	-	-	-	-	-	-	195	100.0
C07-08	Salivary Gland	1	9.1	9	81.8	1	9.1	-	-	-	-	-	-	-	-	11	100.0
C09	Tonsil	-	-	2	100.0	-	-	-	-	-	-	-	-	-	-	2	100.0
C10	Oth. Oropharynx	2	2.5	77	97.5	-	-	-	-	-	-	-	-	-	-	79	100.0
C11	Nasopharynx	3	42.9	4	57.1	-	-	-	-	-	-	-	-	-	-	7	100.0
C12-13	Hypopharynx	3	5.0	55	91.7	2	3.3	-	-	-	-	-	-	-	-	60	100.0
C14	Pharynx Unspecified	1	50.0	1	50.0	-	-	-	-	-	-	-	-	-	-	2	100.0
C15	Oesophagus	5	5.0	96	95.0	-	-	-	-	-	-	-	-	-	-	101	100.0
C16	Stomach	5	3.1	155	96.3	1	0.6	-	-	-	-	-	-	-	-	161	100.0
C17	Small Intestine	-	-	11	100.0	-	-	-	-	-	-	-	-	-	-	11	100.0
C18	Colon	5	6.1	77	93.9	-	-	-	-	-	-	-	-	-	-	82	100.0
C19-20	Rectum	3	2.0	142	96.6	1	0.7	1	0.7	-	-	-	-	-	-	147	100.0
C21	Anus & Anal Canal	-	-	8	100.0	-	-	-	-	-	-	-	-	-	-	8	100.0
C22	Liver	2	1.5	131	98.5	-	-	-	-	-	-	-	-	-	-	133	100.0
C23-24	Gallbladder etc.	1	4.8	20	95.2	-	-	-	-	-	-	-	-	-	-	21	100.0
C25	Pancreas	6	9.5	56	88.9	1	1.6	-	-	-	-	-	-	-	-	63	100.0
C30-31	Nose, Sinuses etc.	1	12.5	7	87.5	-	-	-	-	-	-	-	-	-	-	8	100.0
C32	Larynx	5	4.2	112	94.9	1	0.8	-	-	-	-	-	-	-	-	118	100.0
C33-34	Lung etc.	9	1.7	527	96.9	6	1.1	1	0.2	1	0.2	-	-	-	-	544	100.0
C37-38	Other Thoracic Organs	3	60.0	2	40.0	-	-	-	-	-	-	-	-	-	-	5	100.0
C40-41	Bone	15	50.0	15	50.0	-	-	-	-	-	-	-	-	-	-	30	100.0
C43	Melanoma of Skin	7	15.6	36	80.0	1	2.2	1	2.2	-	-	-	-	-	-	45	100.0
C44	Other Skin	-	-	3	100.0	-	-	-	-	-	-	-	-	-	-	3	100.0
C45	Mesothelioma	-	-	-	-	-	-	-	-	-	-	-	-	-	-	-	-
C46	Kaposi Sarcoma	-	-	-	-	-	-	-	-	-	-	-	-	-	-	-	-
C47+C49	Conn. & Soft Tissue	9	33.3	18	66.7	-	-	-	-	-	-	-	-	-	-	27	100.0
C50	Breast	-	-	4	100.0	-	-	-	-	-	-	-	-	-	-	4	100.0
C51	Vulva	-	-	-	-	-	-	-	-	-	-	-	-	-	-	-	-
C52	Vagina	-	-	-	-	-	-	-	-	-	-	-	-	-	-	-	-
C53	Cervix Uteri	-	-	-	-	-	-	-	-	-	-	-	-	-	-	-	-
C54	Corpus Uteri	-	-	-	-	-	-	-	-	-	-	-	-	-	-	-	-
C55	Uterus Unspecified	-	-	-	-	-	-	-	-	-	-	-	-	-	-	-	-
C56	Ovary etc.	-	-	-	-	-	-	-	-	-	-	-	-	-	-	-	-
C57	Other Female Genital	-	-	-	-	-	-	-	-	-	-	-	-	-	-	-	-
C58	Placenta	-	-	-	-	-	-	-	-	-	-	-	-	-	-	-	-
C60	Penis	-	-	19	100.0	-	-	-	-	-	-	-	-	-	-	19	100.0
C61	Prostate	3	2.3	128	96.2	1	0.8	1	0.8	-	-	-	-	-	-	133	100.0
C62	Testis	9	60.0	6	40.0	-	-	-	-	-	-	-	-	-	-	15	100.0
C63	Other Male Genital	-	-	2	100.0	-	-	-	-	-	-	-	-	-	-	2	100.0
C64	Kidney etc.	2	4.7	40	93.0	1	2.3	-	-	-	-	-	-	-	-	43	100.0
C65	Renal Pelvis	-	-	1	100.0	-	-	-	-	-	-	-	-	-	-	1	100.0
C66	Ureter	-	-	3	100.0	-	-	-	-	-	-	-	-	-	-	3	100.0
C67	Bladder	-	-	58	98.3	1	1.7	-	-	-	-	-	-	-	-	59	100.0
C68	Uns.Urinary Organs	-	-	-	-	-	-	-	-	-	-	-	-	-	-	-	-
C69	Eye	5	83.3	1	16.7	-	-	-	-	-	-	-	-	-	-	6	100.0
C70-72	Brain, Nervous System	20	30.3	46	69.7	-	-	-	-	-	-	-	-	-	-	66	100.0
C73	Thyroid	3	9.7	27	87.1	1	3.2	-	-	-	-	-	-	-	-	31	100.0
C74	Adrenal Gland	1	100.0	-	-	-	-	-	-	-	-	-	-	-	-	1	100.0
C81	Hodgkins Disease	12	50.0	12	50.0	-	-	-	-	-	-	-	-	-	-	24	100.0
C82-85,C96	NHL	25	15.4	136	84.0	1	0.6	-	-	-	-	-	-	-	-	162	100.0
C88	Malig Imm.Prol D	-	-	-	-	-	-	-	-	-	-	-	-	-	-	-	-
C90	Multiple Myeloma	1	1.3	75	97.4	1	1.3	-	-	-	-	-	-	-	-	77	100.0
C91	Lymphoid Leuk.	41	64.1	23	35.9	-	-	-	-	-	-	-	-	-	-	64	100.0
C92-94	Myeloid Leukaemia	26	40.0	39	60.0	-	-	-	-	-	-	-	-	-	-	65	100.0
C95	Leukaemia Uns	-	-	1	100.0	-	-	-	-	-	-	-	-	-	-	1	100.0
O&U	Other and Uns	4	5.1	71	91.0	3	3.8	-	-	-	-	-	-	-	-	78	100.0
	All Sites	258	9.0	2589	89.9	27	0.9	4	0.1	1	0.0	1	0.0	-	-	2879	100.0

O & U : C26, C39, C48, C75, C76, C77, C78, C79, C80, C97

**NATIONAL CENTRE FOR DISEASE INFORMATICS AND RESEARCH
NATIONAL CANCER REGISTRY PROGRAMME**

(Indian Council of Medical Research)

Hospital Based Cancer Registry

524 HBCR - Malabar Cancer Centre, Kannur

Report Based on Year of Registration : 2020

TABLE 10(b): Number(#) and Proportion(%) of cancers by site (ICD-10) and Marital Status - Females

As on: 28/11/2022

ICD 10	Site	Unmarried		Married		Widowed		Divorced		Separated		Others		Unknown		Total	
		#	%	#	%	#	%	#	%	#	%	#	%	#	%	#	%
C00	Lip	1	11.1	6	66.7	2	22.2	-	-	-	-	-	-	-	-	9	100.0
C01-02	Tongue	5	10.9	28	60.9	13	28.3	-	-	-	-	-	-	-	-	46	100.0
C03-06	Mouth	3	3.3	61	67.0	26	28.6	1	1.1	-	-	-	-	-	-	91	100.0
C07-08	Salivary Gland	-	-	4	80.0	1	20.0	-	-	-	-	-	-	-	-	5	100.0
C09	Tonsil	-	-	-	-	-	-	-	-	-	-	-	-	-	-	-	-
C10	Oth. Oropharynx	-	-	7	77.8	2	22.2	-	-	-	-	-	-	-	-	9	100.0
C11	Nasopharynx	1	33.3	1	33.3	1	33.3	-	-	-	-	-	-	-	-	3	100.0
C12-13	Hypopharynx	1	6.7	10	66.7	4	26.7	-	-	-	-	-	-	-	-	15	100.0
C14	Pharynx Unspecified	-	-	1	100.0	-	-	-	-	-	-	-	-	-	-	1	100.0
C15	Oesophagus	4	8.9	31	68.9	10	22.2	-	-	-	-	-	-	-	-	45	100.0
C16	Stomach	1	1.7	39	66.1	19	32.2	-	-	-	-	-	-	-	-	59	100.0
C17	Small Intestine	-	-	6	100.0	-	-	-	-	-	-	-	-	-	-	6	100.0
C18	Colon	2	2.7	59	79.7	13	17.6	-	-	-	-	-	-	-	-	74	100.0
C19-20	Rectum	4	4.9	63	76.8	15	18.3	-	-	-	-	-	-	-	-	82	100.0
C21	Anus & Anal Canal	-	-	6	66.7	3	33.3	-	-	-	-	-	-	-	-	9	100.0
C22	Liver	1	2.4	27	65.9	13	31.7	-	-	-	-	-	-	-	-	41	100.0
C23-24	Gallbladder etc.	-	-	26	78.8	7	21.2	-	-	-	-	-	-	-	-	33	100.0
C25	Pancreas	2	4.5	35	79.5	7	15.9	-	-	-	-	-	-	-	-	44	100.0
C30-31	Nose, Sinuses etc.	1	11.1	8	88.9	-	-	-	-	-	-	-	-	-	-	9	100.0
C32	Larynx	1	16.7	4	66.7	1	16.7	-	-	-	-	-	-	-	-	6	100.0
C33-34	Lung etc.	2	1.7	98	85.2	15	13.0	-	-	-	-	-	-	-	-	115	100.0
C37-38	Other Thoracic Organs	-	-	4	100.0	-	-	-	-	-	-	-	-	-	-	4	100.0
C40-41	Bone	10	34.5	18	62.1	1	3.4	-	-	-	-	-	-	-	-	29	100.0
C43	Melanoma of Skin	2	5.6	25	69.4	9	25.0	-	-	-	-	-	-	-	-	36	100.0
C44	Other Skin	-	-	1	100.0	-	-	-	-	-	-	-	-	-	-	1	100.0
C45	Mesothelioma	-	-	-	-	-	-	-	-	-	-	-	-	-	-	-	-
C46	Kaposi Sarcoma	-	-	-	-	-	-	-	-	-	-	-	-	-	-	-	-
C47+C49	Conn. & Soft Tissue	4	13.8	19	65.5	6	20.7	-	-	-	-	-	-	-	-	29	100.0
C50	Breast	35	4.4	662	83.5	92	11.6	4	0.5	-	-	-	-	-	-	793	100.0
C51	Vulva	-	-	4	80.0	1	20.0	-	-	-	-	-	-	-	-	5	100.0
C52	Vagina	-	-	8	88.9	1	11.1	-	-	-	-	-	-	-	-	9	100.0
C53	Cervix Uteri	-	-	165	85.9	27	14.1	-	-	-	-	-	-	-	-	192	100.0
C54	Corpus Uteri	6	4.8	94	75.8	22	17.7	2	1.6	-	-	-	-	-	-	124	100.0
C55	Uterus Unspecified	-	-	3	100.0	-	-	-	-	-	-	-	-	-	-	3	100.0
C56	Ovary etc.	11	6.5	131	78.0	23	13.7	3	1.8	-	-	-	-	-	-	168	100.0
C57	Other Female Genital	-	-	5	100.0	-	-	-	-	-	-	-	-	-	-	5	100.0
C58	Placenta	-	-	-	-	-	-	-	-	-	-	-	-	-	-	-	-
C60	Penis	-	-	-	-	-	-	-	-	-	-	-	-	-	-	-	-
C61	Prostate	-	-	-	-	-	-	-	-	-	-	-	-	-	-	-	-
C62	Testis	-	-	-	-	-	-	-	-	-	-	-	-	-	-	-	-
C63	Other Male Genital	-	-	-	-	-	-	-	-	-	-	-	-	-	-	-	-
C64	Kidney etc.	1	8.3	10	83.3	1	8.3	-	-	-	-	-	-	-	-	12	100.0
C65	Renal Pelvis	-	-	1	100.0	-	-	-	-	-	-	-	-	-	-	1	100.0
C66	Ureter	-	-	1	100.0	-	-	-	-	-	-	-	-	-	-	1	100.0
C67	Bladder	1	7.7	9	69.2	3	23.1	-	-	-	-	-	-	-	-	13	100.0
C68	Uns. Urinary Organs	-	-	-	-	-	-	-	-	-	-	-	-	-	-	-	-
C69	Eye	4	57.1	1	14.3	-	-	1	14.3	-	-	1	14.3	-	-	7	100.0
C70-72	Brain, Nervous System	7	17.9	30	76.9	2	5.1	-	-	-	-	-	-	-	-	39	100.0
C73	Thyroid	7	8.1	69	80.2	10	11.6	-	-	-	-	-	-	-	-	86	100.0
C74	Adrenal Gland	4	100.0	-	-	-	-	-	-	-	-	-	-	-	-	4	100.0
C81	Hodgkins Disease	3	33.3	5	55.6	1	11.1	-	-	-	-	-	-	-	-	9	100.0
C82-85,C96	NHL	12	11.8	69	67.6	20	19.6	1	1.0	-	-	-	-	-	-	102	100.0
C88	Malig Imn.Prol D	-	-	-	-	-	-	-	-	-	-	-	-	-	-	-	-
C90	Multiple Myeloma	1	2.0	37	72.5	13	25.5	-	-	-	-	-	-	-	-	51	100.0
C91	Lymphoid Leuk.	17	44.7	17	44.7	3	7.9	-	-	-	-	-	-	1	2.6	38	100.0
C92-94	Myeloid Leukaemia	9	13.6	51	77.3	5	7.6	-	-	-	-	-	-	1	1.5	66	100.0
C95	Leukaemia Uns	1	50.0	-	-	1	50.0	-	-	-	-	-	-	-	-	2	100.0
O&U	Other and Uns	2	4.1	31	63.3	14	28.6	2	4.1	-	-	-	-	-	-	49	100.0
	All Sites	166	6.4	1990	77.1	407	15.8	14	0.5	-	-	1	0.0	2	0.1	2580	100.0

O & U : C26, C39, C48, C75, C76, C77, C78, C79, C80, C97

**NATIONAL CENTRE FOR DISEASE INFORMATICS AND RESEARCH
NATIONAL CANCER REGISTRY PROGRAMME**

(Indian Council of Medical Research)

Hospital Based Cancer Registry

524 HBCR - Malabar Cancer Centre, Kannur

Report Based on Year of Registration : 2020

TABLE 11(a): Number(#) and Proportion(%) of cancers by site (ICD-10) and Mother Tongue - Males

As on: 28/11/2022

ICD 10	Site	Malayalam		Kannada		Marathi		Konkani		Gujarathi		Others		Unknown		Total	
		#	%	#	%	#	%	#	%	#	%	#	%	#	%	#	%
C00	Lip	5	100.0	-	-	-	-	-	-	-	-	-	-	-	-	5	100.0
C01-02	Tongue	156	99.4	-	-	-	-	-	-	-	-	1	0.6	-	-	157	100.0
C03-06	Mouth	193	99.0	1	0.5	-	-	-	-	-	-	1	0.5	-	-	195	100.0
C07-08	Salivary Gland	11	100.0	-	-	-	-	-	-	-	-	-	-	-	-	11	100.0
C09	Tonsil	2	100.0	-	-	-	-	-	-	-	-	-	-	-	-	2	100.0
C10	Oth. Oropharynx	79	100.0	-	-	-	-	-	-	-	-	-	-	-	-	79	100.0
C11	Nasopharynx	7	100.0	-	-	-	-	-	-	-	-	-	-	-	-	7	100.0
C12-13	Hypopharynx	60	100.0	-	-	-	-	-	-	-	-	-	-	-	-	60	100.0
C14	Pharynx Unspecified	2	100.0	-	-	-	-	-	-	-	-	-	-	-	-	2	100.0
C15	Oesophagus	101	100.0	-	-	-	-	-	-	-	-	-	-	-	-	101	100.0
C16	Stomach	160	99.4	-	-	-	-	-	-	-	-	1	0.6	-	-	161	100.0
C17	Small Intestine	11	100.0	-	-	-	-	-	-	-	-	-	-	-	-	11	100.0
C18	Colon	82	100.0	-	-	-	-	-	-	-	-	-	-	-	-	82	100.0
C19-20	Rectum	146	99.3	-	-	-	-	-	-	-	-	1	0.7	-	-	147	100.0
C21	Anus & Anal Canal	8	100.0	-	-	-	-	-	-	-	-	-	-	-	-	8	100.0
C22	Liver	133	100.0	-	-	-	-	-	-	-	-	-	-	-	-	133	100.0
C23-24	Gallbladder etc.	21	100.0	-	-	-	-	-	-	-	-	-	-	-	-	21	100.0
C25	Pancreas	62	98.4	-	-	1	1.6	-	-	-	-	-	-	-	-	63	100.0
C30-31	Nose, Sinuses etc.	8	100.0	-	-	-	-	-	-	-	-	-	-	-	-	8	100.0
C32	Larynx	118	100.0	-	-	-	-	-	-	-	-	-	-	-	-	118	100.0
C33-34	Lung etc.	542	99.6	-	-	-	-	1	0.2	1	0.2	-	-	-	-	544	100.0
C37-38	Other Thoracic Organs	5	100.0	-	-	-	-	-	-	-	-	-	-	-	-	5	100.0
C40-41	Bone	30	100.0	-	-	-	-	-	-	-	-	-	-	-	-	30	100.0
C43	Melanoma of Skin	44	97.8	-	-	1	2.2	-	-	-	-	-	-	-	-	45	100.0
C44	Other Skin	3	100.0	-	-	-	-	-	-	-	-	-	-	-	-	3	100.0
C45	Mesothelioma	-	-	-	-	-	-	-	-	-	-	-	-	-	-	-	-
C46	Kaposi Sarcoma	-	-	-	-	-	-	-	-	-	-	-	-	-	-	-	-
C47+C49	Conn. & Soft Tissue	27	100.0	-	-	-	-	-	-	-	-	-	-	-	-	27	100.0
C50	Breast	4	100.0	-	-	-	-	-	-	-	-	-	-	-	-	4	100.0
C51	Vulva	-	-	-	-	-	-	-	-	-	-	-	-	-	-	-	-
C52	Vagina	-	-	-	-	-	-	-	-	-	-	-	-	-	-	-	-
C53	Cervix Uteri	-	-	-	-	-	-	-	-	-	-	-	-	-	-	-	-
C54	Corpus Uteri	-	-	-	-	-	-	-	-	-	-	-	-	-	-	-	-
C55	Uterus Unspecified	-	-	-	-	-	-	-	-	-	-	-	-	-	-	-	-
C56	Ovary etc.	-	-	-	-	-	-	-	-	-	-	-	-	-	-	-	-
C57	Other Female Genital	-	-	-	-	-	-	-	-	-	-	-	-	-	-	-	-
C58	Placenta	-	-	-	-	-	-	-	-	-	-	-	-	-	-	-	-
C60	Penis	19	100.0	-	-	-	-	-	-	-	-	-	-	-	-	19	100.0
C61	Prostate	132	99.2	-	-	-	-	-	-	-	-	1	0.8	-	-	133	100.0
C62	Testis	15	100.0	-	-	-	-	-	-	-	-	-	-	-	-	15	100.0
C63	Other Male Genital	2	100.0	-	-	-	-	-	-	-	-	-	-	-	-	2	100.0
C64	Kidney etc.	43	100.0	-	-	-	-	-	-	-	-	-	-	-	-	43	100.0
C65	Renal Pelvis	1	100.0	-	-	-	-	-	-	-	-	-	-	-	-	1	100.0
C66	Ureter	3	100.0	-	-	-	-	-	-	-	-	-	-	-	-	3	100.0
C67	Bladder	59	100.0	-	-	-	-	-	-	-	-	-	-	-	-	59	100.0
C68	Uns.Urinary Organs	-	-	-	-	-	-	-	-	-	-	-	-	-	-	-	-
C69	Eye	6	100.0	-	-	-	-	-	-	-	-	-	-	-	-	6	100.0
C70-72	Brain, Nervous System	66	100.0	-	-	-	-	-	-	-	-	-	-	-	-	66	100.0
C73	Thyroid	31	100.0	-	-	-	-	-	-	-	-	-	-	-	-	31	100.0
C74	Adrenal Gland	1	100.0	-	-	-	-	-	-	-	-	-	-	-	-	1	100.0
C81	Hodgkins Disease	24	100.0	-	-	-	-	-	-	-	-	-	-	-	-	24	100.0
C82-85,C96	NHL	162	100.0	-	-	-	-	-	-	-	-	-	-	-	-	162	100.0
C88	Malig Imn.Prol D	-	-	-	-	-	-	-	-	-	-	-	-	-	-	-	-
C90	Multiple Myeloma	77	100.0	-	-	-	-	-	-	-	-	-	-	-	-	77	100.0
C91	Lymphoid Leuk.	63	98.4	1	1.6	-	-	-	-	-	-	-	-	-	-	64	100.0
C92-94	Myeloid Leukaemia	65	100.0	-	-	-	-	-	-	-	-	-	-	-	-	65	100.0
C95	Leukaemia Uns	1	100.0	-	-	-	-	-	-	-	-	-	-	-	-	1	100.0
O&U	Other and Uns	77	98.7	-	-	-	-	-	-	-	-	1	1.3	-	-	78	100.0
	All Sites	2867	99.6	2	0.1	2	0.1	1	0.0	1	0.0	6	0.2	-	-	2879	100.0

O & U : C26, C39, C48, C75, C76, C77, C78, C79, C80, C97

**NATIONAL CENTRE FOR DISEASE INFORMATICS AND RESEARCH
NATIONAL CANCER REGISTRY PROGRAMME**

(Indian Council of Medical Research)



Hospital Based Cancer Registry

524 HBCR - Malabar Cancer Centre, Kannur

Report Based on Year of Registration : 2020

TABLE 11(b): Number(#) and Proportion(%) of cancers by site (ICD-10) and Mother Tongue - Females

As on: 28/11/2022

ICD 10	Site	Malayalam		Kannada		Bengali		Konkani		Assamese		Others		Unknown		Total	
		#	%	#	%	#	%	#	%	#	%	#	%	#	%	#	%
C00	Lip	9	100.0	-	-	-	-	-	-	-	-	-	-	-	-	9	100.0
C01-02	Tongue	45	97.8	1	2.2	-	-	-	-	-	-	-	-	-	-	46	100.0
C03-06	Mouth	90	98.9	1	1.1	-	-	-	-	-	-	-	-	-	-	91	100.0
C07-08	Salivary Gland	5	100.0	-	-	-	-	-	-	-	-	-	-	-	-	5	100.0
C09	Tonsil	-	-	-	-	-	-	-	-	-	-	-	-	-	-	-	-
C10	Oth. Oropharynx	9	100.0	-	-	-	-	-	-	-	-	-	-	-	-	9	100.0
C11	Nasopharynx	3	100.0	-	-	-	-	-	-	-	-	-	-	-	-	3	100.0
C12-13	Hypopharynx	15	100.0	-	-	-	-	-	-	-	-	-	-	-	-	15	100.0
C14	Pharynx Unspecified	1	100.0	-	-	-	-	-	-	-	-	-	-	-	-	1	100.0
C15	Oesophagus	45	100.0	-	-	-	-	-	-	-	-	-	-	-	-	45	100.0
C16	Stomach	58	98.3	1	1.7	-	-	-	-	-	-	-	-	-	-	59	100.0
C17	Small Intestine	6	100.0	-	-	-	-	-	-	-	-	-	-	-	-	6	100.0
C18	Colon	74	100.0	-	-	-	-	-	-	-	-	-	-	-	-	74	100.0
C19-20	Rectum	82	100.0	-	-	-	-	-	-	-	-	-	-	-	-	82	100.0
C21	Anus & Anal Canal	9	100.0	-	-	-	-	-	-	-	-	-	-	-	-	9	100.0
C22	Liver	40	97.6	-	-	-	-	-	-	1	2.4	-	-	-	-	41	100.0
C23-24	Gallbladder etc.	33	100.0	-	-	-	-	-	-	-	-	-	-	-	-	33	100.0
C25	Pancreas	44	100.0	-	-	-	-	-	-	-	-	-	-	-	-	44	100.0
C30-31	Nose, Sinuses etc.	9	100.0	-	-	-	-	-	-	-	-	-	-	-	-	9	100.0
C32	Larynx	6	100.0	-	-	-	-	-	-	-	-	-	-	-	-	6	100.0
C33-34	Lung etc.	114	99.1	-	-	-	-	-	-	1	0.9	-	-	-	-	115	100.0
C37-38	Other Thoracic Organs	4	100.0	-	-	-	-	-	-	-	-	-	-	-	-	4	100.0
C40-41	Bone	29	100.0	-	-	-	-	-	-	-	-	-	-	-	-	29	100.0
C43	Melanoma of Skin	36	100.0	-	-	-	-	-	-	-	-	-	-	-	-	36	100.0
C44	Other Skin	1	100.0	-	-	-	-	-	-	-	-	-	-	-	-	1	100.0
C45	Mesothelioma	-	-	-	-	-	-	-	-	-	-	-	-	-	-	-	-
C46	Kaposi Sarcoma	-	-	-	-	-	-	-	-	-	-	-	-	-	-	-	-
C47+C49	Conn. & Soft Tissue	29	100.0	-	-	-	-	-	-	-	-	-	-	-	-	29	100.0
C50	Breast	787	99.2	1	0.1	2	0.3	2	0.3	-	-	1	0.1	-	-	793	100.0
C51	Vulva	5	100.0	-	-	-	-	-	-	-	-	-	-	-	-	5	100.0
C52	Vagina	9	100.0	-	-	-	-	-	-	-	-	-	-	-	-	9	100.0
C53	Cervix Uteri	192	100.0	-	-	-	-	-	-	-	-	-	-	-	-	192	100.0
C54	Corpus Uteri	123	99.2	-	-	-	-	-	-	-	-	1	0.8	-	-	124	100.0
C55	Uterus Unspecified	3	100.0	-	-	-	-	-	-	-	-	-	-	-	-	3	100.0
C56	Ovary etc.	168	100.0	-	-	-	-	-	-	-	-	-	-	-	-	168	100.0
C57	Other Female Genital	5	100.0	-	-	-	-	-	-	-	-	-	-	-	-	5	100.0
C58	Placenta	-	-	-	-	-	-	-	-	-	-	-	-	-	-	-	-
C60	Penis	-	-	-	-	-	-	-	-	-	-	-	-	-	-	-	-
C61	Prostate	-	-	-	-	-	-	-	-	-	-	-	-	-	-	-	-
C62	Testis	-	-	-	-	-	-	-	-	-	-	-	-	-	-	-	-
C63	Other Male Genital	-	-	-	-	-	-	-	-	-	-	-	-	-	-	-	-
C64	Kidney etc.	12	100.0	-	-	-	-	-	-	-	-	-	-	-	-	12	100.0
C65	Renal Pelvis	1	100.0	-	-	-	-	-	-	-	-	-	-	-	-	1	100.0
C66	Ureter	1	100.0	-	-	-	-	-	-	-	-	-	-	-	-	1	100.0
C67	Bladder	13	100.0	-	-	-	-	-	-	-	-	-	-	-	-	13	100.0
C68	Uns.Urinary Organs	-	-	-	-	-	-	-	-	-	-	-	-	-	-	-	-
C69	Eye	7	100.0	-	-	-	-	-	-	-	-	-	-	-	-	7	100.0
C70-72	Brain, Nervous System	39	100.0	-	-	-	-	-	-	-	-	-	-	-	-	39	100.0
C73	Thyroid	85	98.8	1	1.2	-	-	-	-	-	-	-	-	-	-	86	100.0
C74	Adrenal Gland	4	100.0	-	-	-	-	-	-	-	-	-	-	-	-	4	100.0
C81	Hodgkins Disease	9	100.0	-	-	-	-	-	-	-	-	-	-	-	-	9	100.0
C82-85,C96	NHL	98	96.1	-	-	1	1.0	-	-	-	-	3	2.9	-	-	102	100.0
C88	Malig Imm.Prol D	-	-	-	-	-	-	-	-	-	-	-	-	-	-	-	-
C90	Multiple Myeloma	51	100.0	-	-	-	-	-	-	-	-	-	-	-	-	51	100.0
C91	Lymphoid Leuk.	38	100.0	-	-	-	-	-	-	-	-	-	-	-	-	38	100.0
C92-94	Myeloid Leukaemia	65	98.5	-	-	-	-	-	-	-	-	-	-	1	1.5	66	100.0
C95	Leukaemia Uns	2	100.0	-	-	-	-	-	-	-	-	-	-	-	-	2	100.0
O&U	Other and Uns	49	100.0	-	-	-	-	-	-	-	-	-	-	-	-	49	100.0
	All Sites	2562	99.3	5	0.2	3	0.1	2	0.1	2	0.1	5	0.2	1	0.0	2580	100.0

O & U : C26, C39, C48, C75, C76, C77, C78, C79, C80, C97

**NATIONAL CENTRE FOR DISEASE INFORMATICS AND RESEARCH
NATIONAL CANCER REGISTRY PROGRAMME**

(Indian Council of Medical Research)

Hospital Based Cancer Registry

524 HBCR - Malabar Cancer Centre, Kannur



Report Based on Year of Registration : 2020

TABLE 12(a): Number(#) and Proportion(%) of cancers by site (ICD-10) and Religion - Males

As on: 28/11/2022

ICD 10	Site	Hindu		Muslim		Christian		Parsi		Others		Unknown		Total	
		#	%	#	%	#	%	#	%	#	%	#	%	#	%
C00	Lip	3	60.0	-	-	2	40.0	-	-	-	-	-	-	5	100.0
C01-02	Tongue	101	63.7	33	21.0	23	14.6	-	-	-	-	-	-	157	100.0
C03-06	Mouth	134	68.7	34	17.4	27	13.8	-	-	-	-	-	-	195	100.0
C07-08	Salivary Gland	7	63.6	2	18.2	2	18.2	-	-	-	-	-	-	11	100.0
C09	Tonsil	1	50.0	1	50.0	-	-	-	-	-	-	-	-	2	100.0
C10	Oth. Oropharynx	63	79.7	10	12.7	6	7.6	-	-	-	-	-	-	79	100.0
C11	Nasopharynx	2	28.6	4	57.1	1	14.3	-	-	-	-	-	-	7	100.0
C12-13	Hypopharynx	39	65.0	7	11.7	14	23.3	-	-	-	-	-	-	60	100.0
C14	Pharynx Unspecified	-	-	1	50.0	1	50.0	-	-	-	-	-	-	2	100.0
C15	Oesophagus	77	76.2	16	15.8	8	7.9	-	-	-	-	-	-	101	100.0
C16	Stomach	110	68.3	42	26.1	9	5.6	-	-	-	-	-	-	161	100.0
C17	Small Intestine	7	63.6	2	18.2	2	18.2	-	-	-	-	-	-	11	100.0
C18	Colon	47	57.3	30	36.6	5	6.1	-	-	-	-	-	-	82	100.0
C19-20	Rectum	75	50.3	53	36.1	19	12.9	-	-	-	-	-	-	147	100.0
C21	Anus & Anal Canal	3	37.5	5	62.5	-	-	-	-	-	-	-	-	8	100.0
C22	Liver	95	71.4	30	22.6	8	6.0	-	-	-	-	-	-	133	100.0
C23-24	Gallbladder etc.	14	66.7	5	23.8	2	9.5	-	-	-	-	-	-	21	100.0
C25	Pancreas	32	50.8	25	39.7	6	9.5	-	-	-	-	-	-	63	100.0
C30-31	Nose, Sinuses etc.	6	75.0	2	25.0	-	-	-	-	-	-	-	-	8	100.0
C32	Larynx	80	67.8	30	25.4	8	6.8	-	-	-	-	-	-	118	100.0
C33-34	Lung etc.	305	56.1	192	35.3	47	8.6	-	-	-	-	-	-	544	100.0
C37-38	Other Thoracic Organs	2	40.0	3	60.0	-	-	-	-	-	-	-	-	5	100.0
C40-41	Bone	18	60.0	10	33.3	2	6.7	-	-	-	-	-	-	30	100.0
C43	Melanoma of Skin	31	68.9	7	15.6	7	15.6	-	-	-	-	-	-	45	100.0
C44	Other Skin	2	66.7	1	33.3	-	-	-	-	-	-	-	-	3	100.0
C45	Mesothelioma	-	-	-	-	-	-	-	-	-	-	-	-	-	-
C46	Kaposi Sarcoma	-	-	-	-	-	-	-	-	-	-	-	-	-	-
C47+C49	Conn. & Soft Tissue	19	66.7	8	29.6	-	-	-	-	-	-	-	-	27	100.0
C50	Breast	4	100.0	-	-	-	-	-	-	-	-	-	-	4	100.0
C51	Vulva	-	-	-	-	-	-	-	-	-	-	-	-	-	-
C52	Vagina	-	-	-	-	-	-	-	-	-	-	-	-	-	-
C53	Cervix Uteri	-	-	-	-	-	-	-	-	-	-	-	-	-	-
C54	Corpus Uteri	-	-	-	-	-	-	-	-	-	-	-	-	-	-
C55	Uterus Unspecified	-	-	-	-	-	-	-	-	-	-	-	-	-	-
C56	Ovary etc.	-	-	-	-	-	-	-	-	-	-	-	-	-	-
C57	Other Female Genital	-	-	-	-	-	-	-	-	-	-	-	-	-	-
C58	Placenta	-	-	-	-	-	-	-	-	-	-	-	-	-	-
C60	Penis	16	84.2	-	-	3	15.8	-	-	-	-	-	-	19	100.0
C61	Prostate	83	62.4	34	25.6	16	12.0	-	-	-	-	-	-	133	100.0
C62	Testis	8	53.3	4	26.7	3	20.0	-	-	-	-	-	-	15	100.0
C63	Other Male Genital	2	100.0	-	-	-	-	-	-	-	-	-	-	2	100.0
C64	Kidney etc.	28	65.1	14	32.6	1	2.3	-	-	-	-	-	-	43	100.0
C65	Renal Pelvis	-	-	1	100.0	-	-	-	-	-	-	-	-	1	100.0
C66	Ureter	1	33.3	2	66.7	-	-	-	-	-	-	-	-	3	100.0
C67	Bladder	33	55.9	22	37.3	4	6.8	-	-	-	-	-	-	59	100.0
C68	Uns.Urinary Organs	-	-	-	-	-	-	-	-	-	-	-	-	-	-
C69	Eye	3	50.0	3	50.0	-	-	-	-	-	-	-	-	6	100.0
C70-72	Brain, Nervous System	36	54.5	25	37.9	5	7.6	-	-	-	-	-	-	66	100.0
C73	Thyroid	16	51.6	14	45.2	1	3.2	-	-	-	-	-	-	31	100.0
C74	Adrenal Gland	-	-	1	100.0	-	-	-	-	-	-	-	-	1	100.0
C81	Hodgkins Disease	10	41.7	14	58.3	-	-	-	-	-	-	-	-	24	100.0
C82-85,C96	NHL	97	59.3	52	32.1	13	8.0	-	-	-	-	-	-	162	100.0
C88	Malig Imm.Prol D	-	-	-	-	-	-	-	-	-	-	-	-	-	-
C90	Multiple Myeloma	38	49.4	27	35.1	12	15.6	-	-	-	-	-	-	77	100.0
C91	Lymphoid Leuk.	33	51.6	28	43.8	3	4.7	-	-	-	-	-	-	64	100.0
C92-94	Myeloid Leukaemia	31	47.7	32	49.2	2	3.1	-	-	-	-	-	-	65	100.0
C95	Leukaemia Uns	1	100.0	-	-	-	-	-	-	-	-	-	-	1	100.0
O&U	Other and Uns	48	61.5	24	30.8	6	7.7	-	-	-	-	-	-	78	100.0
	All Sites	1761	61.2	850	29.5	268	9.3	-	-	-	-	-	-	2879	100.0

O & U : C26, C39, C48, C75, C76, C77, C78, C79, C80, C97

**NATIONAL CENTRE FOR DISEASE INFORMATICS AND RESEARCH
NATIONAL CANCER REGISTRY PROGRAMME**

(Indian Council of Medical Research)

Hospital Based Cancer Registry

524 HBCR - Malabar Cancer Centre, Kannur



Report Based on Year of Registration : 2020

TABLE 12(b): Number(#) and Proportion(%) of cancers by site (ICD-10) and Religion - Females

As on: 28/11/2022

ICD 10	Site	Hindu		Muslim		Christian		Sikh		Parsi		Others		Unknown		Total	
		#	%	#	%	#	%	#	%	#	%	#	%	#	%	#	%
C00	Lip	5	55.6	3	33.3	1	11.1	-	-	-	-	-	-	-	-	9	100.0
C01-02	Tongue	30	65.2	15	32.6	1	2.2	-	-	-	-	-	-	-	-	46	100.0
C03-06	Mouth	63	69.2	25	27.5	3	3.3	-	-	-	-	-	-	-	-	91	100.0
C07-08	Salivary Gland	2	40.0	3	60.0	-	-	-	-	-	-	-	-	-	-	5	100.0
C09	Tonsil	-	-	-	-	-	-	-	-	-	-	-	-	-	-	-	-
C10	Oth. Oropharynx	5	55.6	2	22.2	2	22.2	-	-	-	-	-	-	-	-	9	100.0
C11	Nasopharynx	1	33.3	1	33.3	1	33.3	-	-	-	-	-	-	-	-	3	100.0
C12-13	Hypopharynx	12	80.0	3	20.0	-	-	-	-	-	-	-	-	-	-	15	100.0
C14	Pharynx Unspecified	-	-	1	100.0	-	-	-	-	-	-	-	-	-	-	1	100.0
C15	Oesophagus	30	66.7	10	22.2	5	11.1	-	-	-	-	-	-	-	-	45	100.0
C16	Stomach	43	72.9	13	22.0	3	5.1	-	-	-	-	-	-	-	-	59	100.0
C17	Small Intestine	5	83.3	1	16.7	-	-	-	-	-	-	-	-	-	-	6	100.0
C18	Colon	54	73.0	14	18.9	6	8.1	-	-	-	-	-	-	-	-	74	100.0
C19-20	Rectum	58	70.7	17	20.7	7	8.5	-	-	-	-	-	-	-	-	82	100.0
C21	Anus & Anal Canal	6	66.7	3	33.3	-	-	-	-	-	-	-	-	-	-	9	100.0
C22	Liver	25	61.0	9	22.0	7	17.1	-	-	-	-	-	-	-	-	41	100.0
C23-24	Gallbladder etc.	23	69.7	7	21.2	3	9.1	-	-	-	-	-	-	-	-	33	100.0
C25	Pancreas	27	61.4	11	25.0	6	13.6	-	-	-	-	-	-	-	-	44	100.0
C30-31	Nose, Sinuses etc.	7	77.8	-	-	2	22.2	-	-	-	-	-	-	-	-	9	100.0
C32	Larynx	4	66.7	2	33.3	-	-	-	-	-	-	-	-	-	-	6	100.0
C33-34	Lung etc.	79	68.7	23	20.0	13	11.3	-	-	-	-	-	-	-	-	115	100.0
C37-38	Other Thoracic Organs	1	25.0	3	75.0	-	-	-	-	-	-	-	-	-	-	4	100.0
C40-41	Bone	13	44.8	11	37.9	5	17.2	-	-	-	-	-	-	-	-	29	100.0
C43	Melanoma of Skin	23	63.9	10	27.8	3	8.3	-	-	-	-	-	-	-	-	36	100.0
C44	Other Skin	1	100.0	-	-	-	-	-	-	-	-	-	-	-	-	1	100.0
C45	Mesothelioma	-	-	-	-	-	-	-	-	-	-	-	-	-	-	-	-
C46	Kaposi Sarcoma	-	-	-	-	-	-	-	-	-	-	-	-	-	-	-	-
C47+C49	Conn. & Soft Tissue	14	48.3	13	44.8	2	6.9	-	-	-	-	-	-	-	-	29	100.0
C50	Breast	506	63.8	225	28.4	62	7.8	-	-	-	-	-	-	-	-	793	100.0
C51	Vulva	4	80.0	1	20.0	-	-	-	-	-	-	-	-	-	-	5	100.0
C52	Vagina	7	77.8	1	11.1	1	11.1	-	-	-	-	-	-	-	-	9	100.0
C53	Cervix Uteri	131	68.2	54	28.1	7	3.6	-	-	-	-	-	-	-	-	192	100.0
C54	Corpus Uteri	82	66.1	26	21.0	16	12.9	-	-	-	-	-	-	-	-	124	100.0
C55	Uterus Unspecified	1	33.3	2	66.7	-	-	-	-	-	-	-	-	-	-	3	100.0
C56	Ovary etc.	103	61.3	51	30.4	14	8.3	-	-	-	-	-	-	-	-	168	100.0
C57	Other Female Genital	4	80.0	1	20.0	-	-	-	-	-	-	-	-	-	-	5	100.0
C58	Placenta	-	-	-	-	-	-	-	-	-	-	-	-	-	-	-	-
C60	Penis	-	-	-	-	-	-	-	-	-	-	-	-	-	-	-	-
C61	Prostate	-	-	-	-	-	-	-	-	-	-	-	-	-	-	-	-
C62	Testis	-	-	-	-	-	-	-	-	-	-	-	-	-	-	-	-
C63	Other Male Genital	-	-	-	-	-	-	-	-	-	-	-	-	-	-	-	-
C64	Kidney etc.	9	75.0	3	25.0	-	-	-	-	-	-	-	-	-	-	12	100.0
C65	Renal Pelvis	1	100.0	-	-	-	-	-	-	-	-	-	-	-	-	1	100.0
C66	Ureter	-	-	1	100.0	-	-	-	-	-	-	-	-	-	-	1	100.0
C67	Bladder	8	61.5	4	30.8	1	7.7	-	-	-	-	-	-	-	-	13	100.0
C68	Uns.Urinary Organs	-	-	-	-	-	-	-	-	-	-	-	-	-	-	-	-
C69	Eye	1	14.3	5	71.4	1	14.3	-	-	-	-	-	-	-	-	7	100.0
C70-72	Brain, Nervous System	18	46.2	15	38.5	6	15.4	-	-	-	-	-	-	-	-	39	100.0
C73	Thyroid	50	58.1	29	33.7	7	8.1	-	-	-	-	-	-	-	-	86	100.0
C74	Adrenal Gland	2	50.0	2	50.0	-	-	-	-	-	-	-	-	-	-	4	100.0
C81	Hodgkins Disease	8	88.9	1	11.1	-	-	-	-	-	-	-	-	-	-	9	100.0
C82-85,C96	NHL	55	53.9	36	35.3	11	10.8	-	-	-	-	-	-	-	-	102	100.0
C88	Malig Imn.Prol D	-	-	-	-	-	-	-	-	-	-	-	-	-	-	-	-
C90	Multiple Myeloma	37	72.5	9	17.6	5	9.8	-	-	-	-	-	-	-	-	51	100.0
C91	Lymphoid Leuk.	21	55.3	12	31.6	5	13.2	-	-	-	-	-	-	-	-	38	100.0
C92-94	Myeloid Leukaemia	33	50.0	28	42.4	5	7.6	-	-	-	-	-	-	-	-	66	100.0
C95	Leukaemia Uns	1	50.0	1	50.0	-	-	-	-	-	-	-	-	-	-	2	100.0
O&U	Other and Uns	31	63.3	14	28.6	4	8.2	-	-	-	-	-	-	-	-	49	100.0
	All Sites	1644	63.7	721	27.9	215	8.3	-	-	-	-	-	-	-	-	2580	100.0

O & U : C26, C39, C48, C75, C76, C77, C78, C79, C80, C97

**NATIONAL CENTRE FOR DISEASE INFORMATICS AND RESEARCH
NATIONAL CANCER REGISTRY PROGRAMME**

(Indian Council of Medical Research)

Hospital Based Cancer Registry

524 HBCR - Malabar Cancer Centre, Kannur



Report Based on Year of Registration : 2020

TABLE 13(a): Number(#) and Proportion(%) of cancers by site (ICD-10) and Education - Males

As on: 28/11/2022

ICD 10	Site	Primary		Middle		Secondary		Illiterate		Literate		Others		Unknown		Total	
		#	%	#	%	#	%	#	%	#	%	#	%	#	%	#	%
C00	Lip	-	-	4	80.0	1	20.0	-	-	-	-	-	-	-	-	5	100.0
C01-02	Tongue	40	25.5	53	33.8	36	22.9	12	7.6	8	5.1	7	4.5	1	0.6	157	100.0
C03-06	Mouth	44	22.6	66	33.8	30	15.4	29	14.9	19	9.7	5	2.6	2	1.0	195	100.0
C07-08	Salivary Gland	4	36.4	1	9.1	1	9.1	3	27.3	-	-	2	18.2	-	-	11	100.0
C09	Tonsil	1	50.0	1	50.0	-	-	-	-	-	-	-	-	-	-	2	100.0
C10	Oth. Oropharynx	23	29.1	25	31.6	9	11.4	10	12.7	7	8.9	4	5.1	1	1.3	79	100.0
C11	Nasopharynx	1	14.3	-	-	3	42.9	-	-	-	-	3	42.9	-	-	7	100.0
C12-13	Hypopharynx	18	30.0	21	35.0	3	5.0	9	15.0	6	10.0	2	3.3	1	1.7	60	100.0
C14	Pharynx Unspecified	-	-	2	100.0	-	-	-	-	-	-	-	-	-	-	2	100.0
C15	Oesophagus	32	31.7	22	21.8	27	26.7	6	5.9	9	8.9	2	2.0	3	3.0	101	100.0
C16	Stomach	46	28.6	54	33.5	27	16.8	16	9.9	9	5.6	8	5.0	1	0.6	161	100.0
C17	Small Intestine	2	18.2	4	36.4	2	18.2	-	-	1	9.1	2	18.2	-	-	11	100.0
C18	Colon	19	23.2	16	19.5	28	34.1	5	6.1	6	7.3	8	9.8	-	-	82	100.0
C19-20	Rectum	37	25.2	32	21.8	39	26.5	12	8.2	10	6.8	15	10.2	2	1.4	147	100.0
C21	Anus & Anal Canal	1	12.5	2	25.0	2	25.0	1	12.5	2	25.0	-	-	-	-	8	100.0
C22	Liver	39	29.3	33	24.8	35	26.3	6	4.5	11	8.3	7	5.3	2	1.5	133	100.0
C23-24	Gallbladder etc.	6	28.6	6	28.6	3	14.3	1	4.8	3	14.3	2	9.5	-	-	21	100.0
C25	Pancreas	13	20.6	19	30.2	15	23.8	4	6.3	4	6.3	4	6.3	4	6.3	63	100.0
C30-31	Nose, Sinuses etc.	4	50.0	2	25.0	1	12.5	-	-	-	-	1	12.5	-	-	8	100.0
C32	Larynx	35	29.7	36	30.5	25	21.2	13	11.0	7	5.9	2	1.7	-	-	118	100.0
C33-34	Lung etc.	186	34.2	149	27.4	76	14.0	60	11.0	52	9.6	15	2.8	6	1.1	544	100.0
C37-38	Other Thoracic Organs	-	-	1	20.0	1	20.0	-	-	-	-	3	60.0	-	-	5	100.0
C40-41	Bone	4	13.3	11	36.7	9	30.0	1	3.3	-	-	5	16.7	-	-	30	100.0
C43	Melanoma of Skin	13	28.9	7	15.6	15	33.3	2	4.4	2	4.4	4	8.9	2	4.4	45	100.0
C44	Other Skin	-	-	1	33.3	-	-	-	-	-	-	1	33.3	1	33.3	3	100.0
C45	Mesothelioma	-	-	-	-	-	-	-	-	-	-	-	-	-	-	-	-
C46	Kaposi Sarcoma	-	-	-	-	-	-	-	-	-	-	-	-	-	-	-	-
C47+C49	Conn. & Soft Tissue	9	33.3	5	18.5	9	33.3	1	3.7	-	-	3	11.1	-	-	27	100.0
C50	Breast	1	25.0	1	25.0	1	25.0	-	-	-	-	1	25.0	-	-	4	100.0
C51	Vulva	-	-	-	-	-	-	-	-	-	-	-	-	-	-	-	-
C52	Vagina	-	-	-	-	-	-	-	-	-	-	-	-	-	-	-	-
C53	Cervix Uteri	-	-	-	-	-	-	-	-	-	-	-	-	-	-	-	-
C54	Corpus Uteri	-	-	-	-	-	-	-	-	-	-	-	-	-	-	-	-
C55	Uterus Unspecified	-	-	-	-	-	-	-	-	-	-	-	-	-	-	-	-
C56	Ovary etc.	-	-	-	-	-	-	-	-	-	-	-	-	-	-	-	-
C57	Other Female Genital	-	-	-	-	-	-	-	-	-	-	-	-	-	-	-	-
C58	Placenta	-	-	-	-	-	-	-	-	-	-	-	-	-	-	-	-
C60	Penis	9	47.4	2	10.5	3	15.8	2	10.5	2	10.5	1	5.3	-	-	19	100.0
C61	Prostate	35	26.3	27	20.3	32	24.1	15	11.3	18	13.5	6	4.5	-	-	133	100.0
C62	Testis	1	6.7	2	13.3	6	40.0	-	-	-	-	6	40.0	-	-	15	100.0
C63	Other Male Genital	1	50.0	-	-	1	50.0	-	-	-	-	-	-	-	-	2	100.0
C64	Kidney etc.	9	20.9	10	23.3	14	32.6	-	-	3	7.0	7	16.3	-	-	43	100.0
C65	Renal Pelvis	-	-	-	-	1	100.0	-	-	-	-	-	-	-	-	1	100.0
C66	Ureter	2	66.7	-	-	-	-	-	-	-	-	1	33.3	-	-	3	100.0
C67	Bladder	20	33.9	16	27.1	13	22.0	3	5.1	5	8.5	1	1.7	1	1.7	59	100.0
C68	Uns.Urinary Organs	-	-	-	-	-	-	-	-	-	-	-	-	-	-	-	-
C69	Eye	1	16.7	-	-	-	-	-	-	-	-	5	83.3	-	-	6	100.0
C70-72	Brain, Nervous System	16	24.2	12	18.2	24	36.4	4	6.1	2	3.0	8	12.1	-	-	66	100.0
C73	Thyroid	8	25.8	9	29.0	9	29.0	2	6.5	2	6.5	1	3.2	-	-	31	100.0
C74	Adrenal Gland	-	-	-	-	-	-	-	-	-	-	1	100.0	-	-	1	100.0
C81	Hodgkins Disease	6	25.0	5	20.8	4	16.7	1	4.2	1	4.2	6	25.0	1	4.2	24	100.0
C82-85,C96	NHL	35	21.6	21	13.0	55	34.0	11	6.8	8	4.9	31	19.1	1	0.6	162	100.0
C88	Malig.Imn.Prol D	-	-	-	-	-	-	-	-	-	-	-	-	-	-	-	-
C90	Multiple Myeloma	19	24.7	11	14.3	29	37.7	8	10.4	7	9.1	2	2.6	1	1.3	77	100.0
C91	Lymphoid Leuk.	17	26.6	9	14.1	19	29.7	2	3.1	-	-	17	26.6	-	-	64	100.0
C92-94	Myeloid Leukaemia	15	23.1	8	12.3	22	33.8	2	3.1	4	6.2	14	21.5	-	-	65	100.0
C95	Leukaemia Uns	1	100.0	-	-	-	-	-	-	-	-	-	-	-	-	1	100.0
O&U	Other and Uns	26	33.3	19	24.4	18	23.1	5	6.4	7	9.0	3	3.8	-	-	78	100.0
	All Sites	799	27.8	725	25.2	648	22.5	246	8.5	215	7.5	216	7.5	30	1.0	2879	100.0

O & U : C26, C39, C48, C75, C76, C77, C78, C79, C80, C97

**NATIONAL CENTRE FOR DISEASE INFORMATICS AND RESEARCH
NATIONAL CANCER REGISTRY PROGRAMME**

(Indian Council of Medical Research)

Hospital Based Cancer Registry

524 HBCR - Malabar Cancer Centre, Kannur



Report Based on Year of Registration : 2020

TABLE 13(b): Number(#) and Proportion(%) of cancers by site (ICD-10) and Education - Females

As on: 28/11/2022

ICD 10	Site	Middle		Primary		Secondary		Illiterate		Literate		Others		Unknown		Total	
		#	%	#	%	#	%	#	%	#	%	#	%	#	%	#	%
C00	Lip	1	11.1	1	11.1	1	11.1	2	22.2	4	44.4	-	-	-	-	9	100.0
C01-02	Tongue	9	19.6	10	21.7	3	6.5	11	23.9	9	19.6	3	6.5	1	2.2	46	100.0
C03-06	Mouth	13	14.3	22	24.2	6	6.6	28	30.8	22	24.2	-	-	-	-	91	100.0
C07-08	Salivary Gland	-	-	-	-	2	40.0	2	40.0	-	-	1	20.0	-	-	5	100.0
C09	Tonsil	-	-	-	-	-	-	-	-	-	-	-	-	-	-	-	-
C10	Oth. Oropharynx	-	-	3	33.3	1	11.1	3	33.3	-	-	1	11.1	1	11.1	9	100.0
C11	Nasopharynx	1	33.3	-	-	-	-	-	-	-	-	2	66.7	-	-	3	100.0
C12-13	Hypopharynx	2	13.3	4	26.7	3	20.0	2	13.3	2	13.3	1	6.7	1	6.7	15	100.0
C14	Pharynx Unspecified	1	100.0	-	-	-	-	-	-	-	-	-	-	-	-	1	100.0
C15	Oesophagus	11	24.4	20	44.4	4	8.9	4	8.9	5	11.1	1	2.2	-	-	45	100.0
C16	Stomach	15	25.4	20	33.9	9	15.3	9	15.3	6	10.2	-	-	-	-	59	100.0
C17	Small Intestine	2	33.3	2	33.3	1	16.7	1	16.7	-	-	-	-	-	-	6	100.0
C18	Colon	14	18.9	22	29.7	17	23.0	9	12.2	5	6.8	7	9.5	-	-	74	100.0
C19-20	Rectum	19	23.2	22	26.8	17	20.7	9	11.0	10	12.2	5	6.1	-	-	82	100.0
C21	Anus & Anal Canal	4	44.4	2	22.2	1	11.1	2	22.2	-	-	-	-	-	-	9	100.0
C22	Liver	9	22.0	13	31.7	9	22.0	6	14.6	2	4.9	2	4.9	-	-	41	100.0
C23-24	Gallbladder etc.	9	27.3	10	30.3	5	15.2	5	15.2	3	9.1	-	-	1	3.0	33	100.0
C25	Pancreas	11	25.0	8	18.2	11	25.0	6	13.6	6	13.6	2	4.5	-	-	44	100.0
C30-31	Nose, Sinuses etc.	1	11.1	2	22.2	5	55.6	-	-	-	-	1	11.1	-	-	9	100.0
C32	Larynx	3	50.0	-	-	1	16.7	-	-	2	33.3	-	-	-	-	6	100.0
C33-34	Lung etc.	24	20.9	33	28.7	27	23.5	16	13.9	11	9.6	3	2.6	1	0.9	115	100.0
C37-38	Other Thoracic Organs	1	25.0	-	-	1	25.0	-	-	-	-	2	50.0	-	-	4	100.0
C40-41	Bone	8	27.6	8	27.6	8	27.6	2	6.9	-	-	3	10.3	-	-	29	100.0
C43	Melanoma of Skin	10	27.8	12	33.3	2	5.6	7	19.4	4	11.1	1	2.8	-	-	36	100.0
C44	Other Skin	-	-	1	100.0	-	-	-	-	-	-	-	-	-	-	1	100.0
C45	Mesothelioma	-	-	-	-	-	-	-	-	-	-	-	-	-	-	-	-
C46	Kaposi Sarcoma	-	-	-	-	-	-	-	-	-	-	-	-	-	-	-	-
C47+C49	Conn. & Soft Tissue	7	24.1	9	31.0	3	10.3	1	3.4	3	10.3	6	20.7	-	-	29	100.0
C50	Breast	256	32.3	164	20.7	170	21.4	48	6.1	51	6.4	96	12.1	8	1.0	793	100.0
C51	Vulva	1	20.0	1	20.0	1	20.0	-	-	2	40.0	-	-	-	-	5	100.0
C52	Vagina	3	33.3	2	22.2	1	11.1	2	22.2	1	11.1	-	-	-	-	9	100.0
C53	Cervix Uteri	57	29.7	45	23.4	24	12.5	33	17.2	28	14.6	4	2.1	1	0.5	192	100.0
C54	Corpus Uteri	30	24.2	32	25.8	27	21.8	11	8.9	9	7.3	14	11.3	1	0.8	124	100.0
C55	Uterus Unspecified	2	66.7	-	-	1	33.3	-	-	-	-	-	-	-	-	3	100.0
C56	Ovary etc.	38	22.6	30	17.9	43	25.6	17	10.1	16	9.5	23	13.7	1	0.6	168	100.0
C57	Other Female Genital	3	60.0	-	-	1	20.0	-	-	1	20.0	-	-	-	-	5	100.0
C58	Placenta	-	-	-	-	-	-	-	-	-	-	-	-	-	-	-	-
C60	Penis	-	-	-	-	-	-	-	-	-	-	-	-	-	-	-	-
C61	Prostate	-	-	-	-	-	-	-	-	-	-	-	-	-	-	-	-
C62	Testis	-	-	-	-	-	-	-	-	-	-	-	-	-	-	-	-
C63	Other Male Genital	-	-	-	-	-	-	-	-	-	-	-	-	-	-	-	-
C64	Kidney etc.	1	8.3	2	16.7	4	33.3	-	-	2	16.7	3	25.0	-	-	12	100.0
C65	Renal Pelvis	-	-	-	-	1	100.0	-	-	-	-	-	-	-	-	1	100.0
C66	Ureter	1	100.0	-	-	-	-	-	-	-	-	-	-	-	-	1	100.0
C67	Bladder	1	7.7	2	15.4	4	30.8	3	23.1	-	-	2	15.4	1	7.7	13	100.0
C68	Uns. Urinary Organs	-	-	-	-	-	-	-	-	-	-	-	-	-	-	-	-
C69	Eye	-	-	1	14.3	-	-	-	-	1	14.3	5	71.4	-	-	7	100.0
C70-72	Brain, Nervous System	10	25.6	5	12.8	13	33.3	-	-	3	7.7	8	20.5	-	-	39	100.0
C73	Thyroid	17	19.8	21	24.4	24	27.9	5	5.8	8	9.3	9	10.5	2	2.3	86	100.0
C74	Adrenal Gland	-	-	-	-	-	-	-	-	1	25.0	3	75.0	-	-	4	100.0
C81	Hodgkins Disease	2	22.2	1	11.1	1	11.1	-	-	1	11.1	3	33.3	1	11.1	9	100.0
C82-85,C96	NHL	11	10.8	32	31.4	21	20.6	15	14.7	11	10.8	11	10.8	1	1.0	102	100.0
C88	Malig Imn.Prol D	-	-	-	-	-	-	-	-	-	-	-	-	-	-	-	-
C90	Multiple Myeloma	12	23.5	11	21.6	12	23.5	7	13.7	4	7.8	4	7.8	1	2.0	51	100.0
C91	Lymphoid Leuk.	3	7.9	11	28.9	4	10.5	4	10.5	1	2.6	15	39.5	-	-	38	100.0
C92-94	Myeloid Leukaemia	13	19.7	19	28.8	16	24.2	3	4.5	5	7.6	9	13.6	1	1.5	66	100.0
C95	Leukaemia Uns	1	50.0	-	-	-	-	-	-	-	-	-	-	1	50.0	2	100.0
O&U	Other and Uns	14	28.6	11	22.4	8	16.3	9	18.4	7	14.3	-	-	-	-	49	100.0
	All Sites	651	25.2	614	23.8	513	19.9	282	10.9	246	9.5	250	9.7	24	0.9	2580	100.0

O & U : C26, C39, C48, C75, C76, C77, C78, C79, C80, C97

**DETAILED
INFORMATION-MCC**

Table 1: Number of New and Old Cancer Cases

Sex	New	%	Old	%	Total
Female	1641	63.6%	939	36.4%	2580
Male	2119	73.6%	760	26.4%	2879

Table 2: Number and Proportion of System wise & Sex wise Cancer Incidence

System	Male	%	Female	%	Total
Digestive Organs	741	64.6%	406	35.4%	1147
Head & Neck	687	70.3%	290	29.7%	977
Breast	4	0.5%	793	99.5%	797
Respiratory system	543	82.5%	115	17.5%	658
Hematological and RE System	368	59.5%	250	40.5%	618
Gynecological system	507	100.0%	507
Male genital organ	169	100.0%	169
Urinary tract	106	79.7%	27	20.3%	133
CNS	72	60.5%	47	39.5%	119
Primary unknown	68	61.3%	43	38.7%	111
skin	46	56.8%	35	43.2%	81
skeletal-bones etc.	34	54.0%	29	46.0%	63
Soft tissue system	24	45.3%	29	54.7%	53
Intrathoracic organs	9	64.3%	5	35.7%	14
Endocrine glands	5	55.6%	4	44.4%	9
Peripheral nervous system	3	100.0%	0	0.0%	3
Total	2879	52.7%	2580	47.3%	5459

Table 3: Number (#) and Proportion of System wise habits and family history

System	Smoking	%	Alcohol	%	Pan chewing	%	Family History	%	Total
Digestive Organs	323	28.2%	219	19.1%	93	8.1%	149	13.0%	1147
Head & Neck	420	43.0%	355	36.3%	348	35.6%	149	15.3%	977
Breast	15	1.9%	5	0.6%	17	2.1%	184	23.1%	797
Respiratory system	394	59.9%	177	26.9%	58	8.8%	58	8.8%	658
Hematological and RE System	69	11.2%	47	7.6%	15	2.4%	41	6.6%	618
Gynecological system	4	0.8%	2	0.4%	17	3.4%	103	20.3%	507
Male genital organ	55	32.5%	33	19.5%	13	7.7%	19	11.2%	169
Urinary tract	43	32.3%	25	18.8%	9	6.8%	23	17.3%	133
CNS	14	11.8%	9	7.6%	4	3.4%	10	8.4%	119
Primary unknown	43	38.7%	23	20.7%	11	9.9%	14	12.6%	111
skin	16	19.8%	11	13.6%	5	6.2%	8	9.9%	81
skeletal-bones etc.	6	9.5%	5	7.9%	1	1.6%	9	14.3%	63
Soft tissue system	7	13.2%	6	11.3%	2	3.8%	5	9.4%	53
Intrathoracic organs	1	7.1%	0	0.0%	0	0.0%	0	0.0%	14
Endocrine glands	0	0.0%	0	0.0%	1	11.1%	0	0.0%	9
Peripheral nervous system	0	0.0%	0	0.0%	0	0.0%	0	0.0%	3

Family History/ Hereditary Cancer

Table 4: Numbers (#) and Proportion of Family History with Hereditary Cancers

Site	No. of Patients	%	Total
Breast	184	23.1%	797
Rectum	29	12.6%	230
ovary	35	20.8%	168
colon	30	19.2%	156
Prostate	18	13.5%	133

Ten Leading Cancers - irrespective of Sex

Table 5 : Numbers (#) and Proportion of leading site of cancers- irrespective of sex

Leading site	Male	%	Female	%	Total
Breast	4	0.5%	793	99.5%	797
Lung	543	82.5%	115	17.5%	658
Mouth	195	68.2%	91	31.8%	286
NHL	162	61.4%	102	38.6%	264
Rectum	147	64.3%	82	35.7%	229
Stomach	161	73.2%	59	26.8%	220
Tongue	157	77.3%	46	22.7%	203
Cervix		0.0%	192	100.0%	192
Liver	133	76.4%	41	23.6%	174
Ovary		0.0%	168	100.0%	168

I Breast Cancer

- Total Number (ICD 10: C50) : 797
- Breast cancer is the first leading cancer among females
- Ist leading cancer among females: 30.7 %
- Peak age group: 50-54 years in females
- Histology: Infiltrating Ductal Carcinoma: 84.9%in females
- Method of diagnosis: Microscopic : 95.7% in females
- Detailed Microscopic diagnosis: Histology of Primary: 96.6%in females
- Broad treatment group: Treatment only at RI: 46.5 % in females
- Clinical extent of disease before treatment (Treatment only at RI): Direct extension with regional nodes : 49.1% in females
- Intention to treat : Curative/Radical(Treatment only at RI): 84.8 % in females
- Composite stage : Stage 2: 42.2% in females.

Table 6: Number and Relative Proportion of Breast cancer by five year age group

Breast					
Age	Male	%	Female	%	Total
20-24	0	0.0%	2	0.3%	2
25-29	0	0.0%	6	0.8%	6
30-34	0	0.0%	16	2.0%	16
35-39	0	0.0%	56	7.1%	56
40-44	0	0.0%	101	12.7%	101
45-49	0	0.0%	124	15.6%	124
50-54	0	0.0%	137	17.3%	137
55-59	0	0.0%	113	14.2%	113
60-64	1	25.0%	108	13.6%	109
65-69	2	50.0%	68	8.6%	70
70-74	1	25.0%	38	4.8%	39
>=75	0	0.0%	24	3.0%	24
Total	4	100%	793	100%	797

Table 7: Number and Relative Proportion of Breast cancer by Broad treatment group

Breast					
Broad treatment group	Male	%	Female	%	Total
Incomplete Treatment	0	0.0%	40	5.0%	40
No Treatment	0	0.0%	45	5.7%	45
Prior & Treatment at RI	1	25.0%	209	26.4%	210
Prior treatment only	1	25.0%	66	8.3%	67
Treatment advised but not accepted	1	25.0%	64	8.1%	65
Treatment only at RI	1	25.0%	369	46.5%	370
Total	4	100%	793	100%	797

Table 8: Number and Relative Proportion of Breast cancer by Clinical extent of disease (Treatment only at RI)

Breast					
Clinical Extent before Treatment	Male	%	Female	%	Total
Direct Extension	0	0.0%	34	9.2%	34
Direct Extension with Regional Nodes	1	100.0%	181	49.1%	182
Distant Metastasis	0	0.0%	57	15.4%	57
Localized	0	0.0%	97	26.3%	97
Total	1	100%	369	100%	370

Table 9: Number and Relative Proportion of Breast cancer by Composite stage

Breast					
Composite stage	Male	%	Female	%	Total
stage1	0	0.0%	59	7.4%	59
stage2	4	100.0%	335	42.2%	339
stage3	0	0.0%	216	27.2%	216
stage4	0	0.0%	151	19.0%	151
unknown	0	0.0%	32	4.0%	32
Total	4	100%	793	100%	797

Table 10: Number and Relative Proportion of Breast cancer by intention to treat (Treatment only at RI)

Breast					
Intention	Male	%	Female	%	count
Curative / Radical	1	100.0%	313	84.8%	314
Palliative	0	0.0%	56	15.2%	56
Total	1	100%	369	100%	370

Table 11: Number and Relative Proportion of Breast cancer by Diagnostic status

Breast					
Diagnostic status	Male	%	Female	%	Total
Microscopically Confirmed	4	100.0%	759	95.7%	763
No registered at RI	--	--	17	2.1%	17
Suspected (Clinically / To rule out Malignancy)	--	--	3	0.4%	3
Suspected (Microscopically / Radiologically)	--	--	14	1.8%	14
Total	4	100%	793	100%	797

Table 12: Number and Relative Proportion of Breast cancer by Detailed Microscopic Diagnosis

Breast					
Method of diagnosis	Male	%	Female	%	Total
Cytology of Metastasis	0	0.0%	4	0.5%	4
Cytology of Primary	0	0.0%	19	2.5%	19
Histology of Metastasis	0	0.0%	3	0.4%	3
Histology of Primary	4	100.0%	733	96.6%	737
Total	4	100%	759	100%	763

Table 13: Number and Relative Proportion of Breast cancer by Morphology

Breast					
Morphology	Male	%	Female	%	Total
Infiltrating Duct Carcinoma	4	100.0%	673	84.9%	677
Neoplasm malignant			41	5.2%	41
Infiltrating Lobular Carcinoma			19	2.4%	19
Adenocarcinoma			17	2.1%	17
Papillary Carcinoma			10	1.3%	10
Carcinoma			9	1.1%	9
mixed carcinoma			8	1.0%	8
Metaplastic carcinoma			5	0.6%	5
Malignant Phylloides Tumor			4	0.5%	4
others			7	0.9%	7
Total	4	100%	793	100%	797

II Lung Cancer

- Total Number (ICD 10: C33-34) :658 (17.5% females and 82.5% males)
- Lung cancer is the first leading cancer among males
- Ist leading cancer among males : 18.9% and fifth leading cancer in females : 4.5%
- Peak age group: 65-69 years in males and females
- Histology: Adenocarcinoma: 46.1 % in females and 26.5% in males
- Method of diagnosis: Microscopic : 86.1 % in females and 79.2% in males
- Detailed Microscopic diagnosis: Histology of Primary: 68.7% in females and 83.5% in males.
- Broad treatment group: Treatment only at RI: 33.9% in females and 40.1% in males
- Clinical extent of disease before treatment(Treatment only at RI) : Distant metastasis: 82.1% in females and 59.9% in males
- Intention to treat (Treatment only at RI) : Palliative: 89.7% in females and 90.3% in males
- Composite stage: Stage 4: 68 % in males and 86.1 % in females

Table 14 :Number and Relative Proportion of Lung cancer by five year age group

Lung					
Age	Male	%	Female	%	Total
25-29	2	0.4%	1	0.9%	3
30-34	1	0.2%	2	1.7%	3
35-39	2	0.4%	2	1.7%	4
40-44	8	1.5%	8	7.0%	16
45-49	14	2.6%	15	13.0%	29
50-54	33	6.1%	16	13.9%	49
55-59	72	13.3%	8	7.0%	80
60-64	103	19.0%	17	14.8%	120
65-69	137	25.2%	19	16.5%	156
70-74	102	18.8%	18	15.7%	120
>=75	69	12.7%	9	7.8%	78
Total	543	100%	115	100%	658

Table 15 : Number and Relative Proportion of Lung cancer by Broad Treatment Groups

Lung					
Broad treatment group	Male	%	Female	%	Total
Incomplete Treatment	12	2.2%	3	2.6%	15
No Treatment	187	34.4%	42	36.5%	229
Prior & Treatment at RI	17	3.1%	7	6.1%	24
Prior treatment only	33	6.1%	10	8.7%	43
Treatment advised but not accepted	77	14.2%	14	12.2%	91
treatment only at RI	217	40.0%	39	33.9%	256
Total	543	100%	115	100%	658

Table 16: Number and Relative Proportion of Lung cancer by Clinical Extent of Disease (Treatment only at RI)

Lung					
Clinical Extent before treatment	Male	%	Female	%	Total
Direct Extension	4	1.8%	1	2.6%	5
Direct Extension with Regional Nodes	68	31.3%	4	10.3%	72
Distant Metastasis	130	59.9%	32	82.1%	162
Localized	12	5.5%	2	5.1%	14
Too Advanced	3	1.4%	0	0.0%	3
Total	217	100%	39	100%	256

Table 17: Number and Relative Proportion of Lung cancer by histology

Lung					
Morphology	Male	%	Female	%	Total
Neoplasm malignant	168	30.9%	44	38.3%	212
Adenocarcinoma	144	26.5%	53	46.1%	197
Squamous cell carcinoma	121	22.3%	4	3.5%	125
Non-Small Cell Carcinoma	44	8.1%	8	7.0%	52
Small Cell Carcinoma	46	8.5%	0	0.0%	46
Carcinoma	6	1.1%	3	2.6%	9
Others	14	2.6%	3	2.6%	17
Total	543	100%	115	100%	658

Table 18: Number and Relative Proportion of Lung cancer by Intention to treat (Treatment only at RI)

Lung					
intention	Male	%	Female	%	Total
Curative / Radical	21	9.7%	4	10.3%	25
Palliative	196	90.3%	35	89.7%	231
Total	217	100%	39	100%	256

Table 19: Number and Relative Proportion of Lung cancer by Composite stage

Lung					
Composite stage	Male	%	Female	%	Total
stage1	1	0.2%	1	0.9%	2
stage2	14	2.6%	3	2.6%	17
stage3	115	21.2%	6	5.2%	121
stage4	369	68.0%	99	86.1%	468
unknown	44	8.1%	6	5.2%	50
Total	543	100%	115	100%	658

Table 20: Number and Relative Proportion of Lung cancer by Diagnostic status

Lung					
Diagnostic status	Male	%	Female	%	Total
Microscopically Confirmed	430	79.2%	99	86.1%	529
No registered at RI	8	1.5%	2	1.7%	10
Suspected (Microscopically / Radiologically)	105	19.3%	14	12.2%	119
Total	543	100%	115	100%	658

Table 21 : Number and Relative Proportion of Lung cancer by Detailed Microscopic Diagnosis

Lung					
Method of diagnosis	Male	%	Female	%	Total
Cytology of Metastasis	20	4.7%	18	18.2%	38
Cytology of Primary	17	4.0%	3	3.0%	20
Histology of Metastasis	34	7.9%	10	10.1%	44
Histology of Primary	359	83.5%	68	68.7%	427
Total	430	100%	99	100%	529

III Mouth

- Total Number (ICD 10: C03-06) : 286
- 2nd leading cancer among males (6.8%)
- 7th leading cancer among females (3.5%)
- Peak age group: 50-54 years in males and 65-69 years in females.
- Histology : Squamous cell carcinoma : 92.3% in females and 87.7% in males
- Method of diagnosis: Microscopic: 100% in females and 92.8% in males
- Detailed Microscopic diagnosis: Histology of Primary: 97.8 % in both females and males.
- Broad treatment group: Treatment Only at RI: 62.6% in females and 62.1% in males
- Clinical extent of disease before treatment (Treatment only at RI): Direct extension with regional nodes :52.6 % in females and 62 % in males
- Intention to treat : Curative/Radical: 42.1% in females and 67.8% in males
- Composite stage : Stage 4 : 48.2% in males and 48.4 % in females

Table 22: Number and Relative Proportion of Mouth cancer by five year age group

Mouth					
Age	Male	%	Female	%	Total
30-34	4	2.1%	2	2.2%	6
35-39	3	1.5%	1	1.1%	4
40-44	11	5.6%	3	3.3%	14
45-49	22	11.3%	2	2.2%	24
50-54	29	14.9%	3	3.3%	32
55-59	28	14.4%	6	6.6%	34
60-64	22	11.3%	16	17.6%	38
65-69	26	13.3%	19	20.9%	45
70-74	25	12.8%	13	14.3%	38
>=75	25	12.8%	26	28.6%	51
Total	195	100%	91	100%	286

Table 23: Number and Relative Proportion of Mouth cancer by Broad treatment group

Mouth					
Broad treatment group	Male	%	Female	%	Total
Incomplete Treatment	5	2.6%	1	1.1%	6
No Treatment	21	10.8%	11	12.1%	32
Prior & Treatment at RI	5	2.6%	5	5.5%	10
Prior treatment only	18	9.2%	3	3.3%	21
Treatment advised but not accepted	25	12.8%	14	15.4%	39
treatment only at RI	121	62.1%	57	62.6%	178
Total	195	100%	91	100%	286

Table 24: Number and Relative Proportion of Mouth cancer by Clinical Extent of Disease (Treatment only at RI)

Mouth					
Clinical Extent before treatment	Male	%	Female	%	Total
Direct Extension	15	12.4%	5	8.8%	20
Direct Extension with Regional Nodes	75	62.0%	30	52.6%	105
Distant Metastasis	2	1.7%	2	3.5%	4
Localized	29	24.0%	19	33.3%	48
Too Advanced	0	0.0%	1	1.8%	1
Total	121	100%	57	100%	178

Table 25: Number and Relative Proportion of Mouth cancer by Composite stage

Mouth					
Composite stage	Male	%	Female	%	total
stage1	11	5.6%	2	2.2%	13
stage2	23	11.8%	10	11.0%	33
stage3	55	28.2%	33	36.3%	88
stage4	94	48.2%	44	48.4%	138
unknown	12	6.2%	2	2.2%	14
Total	195	100%	91	100%	286

Table 26: Number and Relative Proportion of Mouth cancer by intention to treat (Treatment Only at RI)

Mouth					
intention	Male	%	Female	%	count
intention	Male	%	Female	%	Total
Curative / Radical	82	67.8%	24	42.1%	106
Palliative	39	32.2%	33	57.9%	72
Total	121	100%	57	100%	178

Table 27: Number and Relative Proportion of Mouth cancer by Diagnostic status

Mouth					
Diagnostic status	Male	%	Female	%	Total
Microscopically Confirmed	181	92.8%	91	100.0%	272
No registered at RI	3	1.5%	0	0.0%	3
Suspected (Clinically / To rule out Malignancy)	7	3.6%	0	0.0%	7
Suspected (Microscopically / Radiologically)	4	2.1%	0	0.0%	4
Total	195	100%	91	100%	286

Table 28: Number and Relative Proportion of Mouth cancer by detailed microscopic diagnosis

Mouth					
Method of diagnosis	Male	%	Female	%	Total
Cytology of Metastasis	3	1.7%	1	1.1%	4
Cytology of Primary	1	0.6%	1	1.1%	2
Histology of Primary	177	97.8%	89	97.8%	266
Total	181	100%	91	100%	272

Table 29: Number and Relative Proportion of Mouth cancer by Morphology

Mouth					
Morphology	Male	%	Female	%	Total
Squamous cell carcinoma	171	87.7%	84	92.3%	255
Neoplasm malignant	16	8.2%	1	1.1%	17
Mucoepidermoid carcinoma	3	1.5%	1	1.1%	4
Verrucous Carcinoma	1	0.5%	2	2.2%	3
Adenoid cystic carcinoma	1	0.5%	2	2.2%	3
Others	3	1.5%	1	1.1%	4
Total	195	100%	91	100%	286

IV NHL

- Total Number (ICD 10: C82-85) : 264
- 3rd leading cancer among males and 6th leading cancer among females
- Peak age group: 60-64 years in both males and females
- Histology : NHL : 27.8 % in males and DIFFUSE LARGE B-CELL LYMPHOMA : 35.3 % in females
- Method of diagnosis: Microscopic: 99.4% in males and 100% in females
- Detailed Microscopic diagnosis: Histology of Primary: 73.3% in males and 84.3% in females
- Broad treatment group: Treatment only at RI : 37% in males and 40.2% in females
- Intention to treat : Curative/Radical : 80 % in males and 85.4 % in females
- Composite stage : Stage 4: 20.4% in males and 24.5% in females

Table 30: Number and Relative Proportion of NHL cancer by Five year age group

NHL					
Age	Male	%	Female	%	Total
0-4	3	1.9%	2	2.0%	5
5-9	1	0.6%	0	0.0%	1
10-14	1	0.6%	1	1.0%	2
15-19	4	2.5%	0	0.0%	4
20-24	5	3.1%	2	2.0%	7
25-29	4	2.5%	2	2.0%	6
30-34	5	3.1%	3	2.9%	8
35-39	6	3.7%	1	1.0%	7
40-44	18	11.1%	4	3.9%	22
45-49	17	10.5%	8	7.8%	25
50-54	17	10.5%	10	9.8%	27
55-59	21	13.0%	9	8.8%	30
60-64	25	15.4%	23	22.5%	48
65-69	17	10.5%	14	13.7%	31
70-74	15	9.3%	13	12.7%	28
>=75	3	1.9%	10	9.8%	13
Total	162	100%	102	100%	264

Table 31: Number and Relative Proportion of NHL cancer by Broad treatment group

NHL					
Broad treatment group	Male	%	Female	%	Total
Incomplete Treatment	14	8.6%	10	9.8%	24
No Treatment	52	32.1%	31	30.4%	83
Prior & treatment at RI	13	8.0%	5	4.9%	18
Prior treatment only	17	10.5%	11	10.8%	28
Treatment advised but not accepted	6	3.7%	4	3.9%	10
treatment only at RI	60	37.0%	41	40.2%	101
Total	162	100%	102	100%	264

Table 32: Number and Relative Proportion of NHL cancer by Composite stage

NHL					
Composite stage	Male	%	Female	%	Total
stage1	12	7.4%	5	4.9%	17
stage2	11	6.8%	8	7.8%	19
stage3	25	15.4%	17	16.7%	42
stage4	33	20.4%	25	24.5%	58
unknown	81	50.0%	47	46.1%	128
Total	162	100%	102	100%	264

Table 33: Number and Relative Proportion of NHL cancer by intention to treat for new patients

NHL					
intention	Male	%	Female	%	Total
Curative / Radical	48	80.0%	35	85.4%	83
Palliative	12	20.0%	6	14.6%	18
Total	60	100%	41	100%	101

Table 34: Number and Relative Proportion of NHL cancer by Diagnostic status

NHL					
Diagnostic status	Male	%	Female	%	Total
Microscopically Confirmed	161	99.4%	102	100.0%	263
Suspected (Microscopically / Radiologically)	1	0.6%	0	0.0%	1
Total	162	100%	102	100%	264

Table 35: Number and Relative Proportion of NHL cancer by Detailed Microscopic diagnosis

NHL					
Method of diagnosis	Male	%	Female	%	Total
Blood Film	19	11.8%	3	2.9%	22
Bone Marrow	16	9.9%	10	9.8%	26
Cytology of Primary	7	4.3%	3	2.9%	10
Histology of Metastasis	1	0.6%	0	0.0%	1
Histology of Primary	118	73.3%	86	84.3%	204
Total	161	100%	102	100%	263

Table 36: Number and Relative Proportion of NHL cancer by Morphology

NHL					
Morphology	Male	%	Female	%	Total
Diffuse Large B-Cell Lymphoma	35	21.6%	36	35.3%	71
Non-Hodgkin's Lymphoma B Cell	45	27.8%	27	26.5%	72
Polycythemia vera	22	13.6%	3	2.9%	25
Myelodysplastic syndrome	12	7.4%	6	5.9%	18
Chronic Myeloproliferative Disorder	10	6.2%	7	6.9%	17
Mantle Cell Lymphoma	3	1.9%	6	5.9%	9
Follicular Lymphoma	16	9.9%	6	5.9%	22
Burkitt lymphoma	3	1.9%	1	1.0%	4
Others	16	9.9%	10	9.8%	26
Total	162	100%	102	100%	264

V. Rectum

- Total Number (ICD 10: C20) : 229
- 6th leading cancer among males and 9th leading cancer in females.
- Peak age group: 70-74 years in males and 60-64 years in females
- Histology : Adenocarcinoma: 91.2% in males and 87.8 % in females
- Method of diagnosis: Microscopic: 94.6 % in males and 92.7 % in females
- Detailed Microscopic diagnosis: Histology of Primary: 100% in males and 98.7% in females
- Broad treatment group: Treatment only at RI : 42.2% in males and 46.3% in females
- Clinical extent of disease before treatment (Treatment only at RI): Direct extension with regional nodes: 50.8 % in males and 28.9 % in females
- Intention to treat: Curative/Radical : 79.4% in males and 68.4 % in females
- Composite Stage : Stage 3: 45.3 % in males and 35.4 % in females

Table 37 : Number and Relative Proportion of Rectum cancer by Five year age group

Rectum					
Age	Male	%	Female	%	Total
20-24	2	1.4%	1	1.2%	3
25-29	1	0.7%	1	1.2%	2
30-34	2	1.4%	0	0.0%	2
35-39	3	2.0%	3	3.7%	6
40-44	3	2.0%	2	2.4%	5
45-49	14	9.5%	5	6.1%	19
50-54	13	8.8%	8	9.8%	21
55-59	13	9.5%	10	12.2%	23
60-64	22	14.9%	15	18.3%	37
65-69	21	14.2%	10	12.2%	31
70-74	32	21.6%	11	13.4%	43
>=75	21	14.2%	16	19.5%	37
Total	147	100%	82	100%	229

Table 38: Number and Relative Proportion of Rectum cancer by Broad treatment group

Rectum					
Broad treatment group	Male	%	Female	%	Total
Incomplete Treatment	3	2.0%	1	1.2%	4
No Treatment	19	12.8%	11	13.4%	30
Prior & treatment at RI	13	8.8%	9	11.0%	22
Prior treatment only	26	17.6%	10	12.2%	36
Treatment advised but not accepted	24	16.2%	13	15.9%	37
Treatment only at RI	62	42.2%	38	46.3%	101
Total	147	100%	82	100%	229

Table 39: Number and Relative Proportion of Rectum cancer by Clinical extent of disease before treatment (Treatment only at RI)

Rectum					
Clinical Extent before treatment	Male	%	Female	%	Total
Direct Extension	5	7.9%	4	10.5%	9
Direct Extension with Regional Nodes	32	50.8%	11	28.9%	43
Distant Metastasis	10	17.5%	10	26.3%	21
Localized	14	22.2%	10	26.3%	24
Too Advanced	1	1.6%	3	7.9%	4
Total	62	100%	38	100%	100

Table 40 : Number and Relative Proportion of Rectum cancer by Composite stage

Rectum					
Composite stage	Male	%	Female	%	Total
stage1	8	5.4%	2	2.4%	10
stage2	13	8.8%	9	11.0%	22
stage3	67	45.3%	29	35.4%	96
stage4	39	27.0%	27	32.9%	67
unknown	20	13.5%	15	18.3%	35
Total	147	100%	82	100%	229

Table 41 : Number and Relative Proportion of Rectum cancer by intention to treat

Rectum					
Intention	Male	%	Female	%	Total
Curative / Radical	49	79.4%	26	68.4%	76
Palliative	13	20.6%	12	31.6%	25
Total	62	100%	38	100%	100

Table 42 : Number and Relative Proportion of Rectum cancer by Diagnostic status

Rectum					
Diagnostic status	Male	%	Female	%	Total
Microscopically Confirmed	138	94.6%	76	92.7%	215
No registered at RI	0	0.0%	2	2.4%	2
Suspected (Clinically / To rule out Malignancy)	1	0.4%	0	0.0%	1
Suspected (Microscopically / Radiologically)	8	5.0%	4	4.9%	12
Total	147	100%	82	100%	229

Table 43 : Number and Relative Proportion of Rectum cancer by Method of Diagnosis

Rectum					
Method of diagnosis	Male	%	Female	%	Total
Histology of Metastasis	0	0.0%	1	1.3%	1
Histology of Primary	138	100.0%	75	98.7%	213
Total	138	100%	76	100%	214

Table 44 : Number and Relative Proportion of Rectum cancer by Morphology

Rectum					
Morphology	Male	%	Female	%	Total
Adenocarcinoma	134	91.2%	72	87.8%	206
Neoplasm malignant	7	4.7%	7	8.5%	14
Carcinoma	4	2.7%	1	1.2%	5
Signet Ring Cell Carcinoma	1	0.7%	1	1.2%	2
Squamous cell carcinoma	0	0.0%	1	1.2%	1
Others	1	0.7%	0	0.0%	1
Total	147	100%	82	100%	229

VI Stomach

- Total Number (ICD 10: C16) : 220
- Stomach cancer is the 4th leading site among males.
- Peak age group: 65-69 years in females and 60-64 years in males
- Histology : Adenocarcinoma :62.7 % in males and 45.8 % in females
- Method of diagnosis: Microscopic: 91.9% in males and 86.4% in females
- Detailed Microscopic diagnosis: Histology of Primary: 95.9% in males and 90.2 % in females.
- Broad treatment group: Treatment only at RI: 26.1% in males and 20.3% in females
- Clinical extent of disease before treatment (Treatment only at RI) : Distant Metastasis: 31 % in males and 41.7 % in females
- Intention to treat : Curative: 52.4 % in males and 33.3% in females.
- Composite stage: Stage 4 : 42.9 % in males and 55.9% in females

Table 45: Number and Relative Proportion of Stomach cancer by Five year age group

Stomach					
Age	Male	%	Female	%	Total
30-34	1	0.6%	0	0.0%	1
35-39	4	2.5%	1	1.7%	5
40-44	7	4.3%	5	8.5%	12
45-49	6	3.7%	2	3.4%	8
50-54	12	7.5%	6	10.2%	18
55-59	19	11.8%	6	10.2%	25
60-64	34	21.1%	11	18.6%	45
65-69	32	19.9%	13	22.0%	45
70-74	22	13.7%	8	13.6%	30
>=75	24	14.9%	7	11.9%	31
Total	161	100%	59	100%	220

Table 46: Number and Relative Proportion of Stomach cancer by Broad treatment group

Stomach					
Broad treatment group	Male	%	Female	%	Total
Incomplete Treatment	4	2.5%	2	3.4%	6
No Treatment	54	33.5%	31	52.5%	85
Prior & Treatment at RI	10	6.2%	2	3.4%	12
Prior Treatment only	29	18.0%	7	11.9%	36
Treatment advised but not accepted	22	13.7%	5	8.5%	27
Treatment only at RI	42	26.1%	12	20.3%	54
Total	161	100%	59	100%	220

Table 47: Number and Relative Proportion of Stomach cancer by Clinical extent of disease (Treatment only at RI)

Stomach					
Clinical Extent before Treatment	Male	%	Female	%	Total
Direct Extension	1	2.4%	1	8.3%	2
Direct Extension with Regional Nodes	12	28.6%	4	33.3%	16
Distant Metastasis	13	31.0%	5	41.7%	18
Localized	13	31.0%	2	16.7%	15
Too Advanced	3	7.1%	0	0.0%	3
Total	42	100%	12	100%	54

Table 48: Number and Relative Proportion of Stomach cancer by Composite stage

Stomach					
Composite staging	Male	%	Female	%	total
stage1	5	3.1%	0	0.0%	5
stage2	13	8.1%	2	3.4%	15
stage3	31	19.3%	9	15.3%	40
stage4	69	42.9%	33	55.9%	102
unknown	43	26.7%	15	25.4%	58
Total	161	100%	59	100%	220

Table 49: Number and Relative Proportion of Stomach cancer by intention to treat (Treatment Only at RI)

Stomach					
intention	Male	%	Female	%	Total
Curative / Radical	22	52.4%	4	33.3%	26
Palliative	20	47.6%	8	66.7%	28
Total	42	100%	12	100%	54

Table 50: Number and Relative Proportion of Stomach cancer by Diagnostic status

Stomach					
Diagnostic status	Male	%	Female	%	Total
Microscopically Confirmed	148	91.9%	51	86.4%	199
No registered at RI	7	4.3%	1	1.7%	8
Suspected (Microscopically / Radiologically)	6	3.7%	7	11.9%	13
Total	161	100%	59	100%	220

Table 51: Number and Relative Proportion of Stomach cancer by Detailed Microscopic Diagnosis

Stomach					
Method of diagnosis	Male	%	Female	%	Total
Cytology of Metastasis	1	0.7%	2	3.9%	3
Cytology of Primary	1	0.7%	0	0.0%	1
Histology of Metastasis	4	2.7%	3	5.9%	7
Histology of Primary	142	95.9%	46	90.2%	188
Total	148	100%	51	100%	199

Table 52: Number and Relative Proportion of Stomach cancer by Morphology

Stomach					
Morphology	Male	%	Female	%	Total
Adenocarcinoma	101	62.7%	27	45.8%	128
Neoplasm malignant	18	11.2%	13	22.0%	31
Signet Ring Cell Carcinoma	18	11.2%	8	13.6%	26
Carcinoma	12	7.5%	5	8.5%	17
Squamous cell carcinoma	4	2.5%	2	3.4%	6
Gastrointestinal Stromal Tumor, Malignant	5	3.1%	1	1.7%	6
Others	3	1.9%	3	5.1%	6
Total	161	100%	59	100%	220

VII Tongue

- Total Number (ICD 10: C01-02) : 203
- 5th leading cancer among males
- Peak age group: 60-64 years in males and in females
- Histology : Squamous cell Carcinoma: 95.5 % in males and 93.5 % in females
- Method of diagnosis: Microscopic: 98.1% in males and 97.8% in females
- Detailed Microscopic diagnosis: Histology of Primary : 99.4% in males and 100 % in females
- Broad treatment group: Treatment only at RI : 56.7% in males and 52.2 % in females
- Clinical extent of disease before treatment (Treatment only at RI): Localised: 48.3% in males and 58.3% in females
- Intention to treat for new patients : Curative/Radical : 83.1% in males and 75% in females
- Composite Stage: Stage 3: 31.8 % in males and 28.3 % in females

Table 53: Number and Relative Proportion of Tongue cancer by Five year age group

Tongue					
Age	Male	%	Female	%	Total
20-24	0	0.0%	1	2.2%	1
30-34	3	1.9%	1	2.2%	4
35-39	8	5.1%	3	6.5%	11
40-44	15	9.6%	1	2.2%	16
45-49	23	14.6%	3	6.5%	26
50-54	24	15.3%	4	8.7%	28
55-59	22	14.0%	4	8.7%	26
60-64	31	19.7%	10	21.7%	41
65-69	17	10.8%	8	17.4%	25
70-74	8	5.1%	6	13.0%	14
>=75	6	3.8%	5	10.9%	11
Total	157	100%	46	100%	203

Table 54: Number and Relative Proportion of Tongue cancer by Broad Treatment Group

Tongue					
Broad treatment group	Male	%	Female	%	Total
Incomplete Treatment	4	2.5%	1	2.2%	5
No Treatment	14	8.9%	3	6.5%	17
Prior & Treatment at RI	14	8.9%	5	10.9%	19
Prior Treatment only	12	7.6%	9	19.6%	21
Treatment advised but not accepted	24	15.3%	4	8.7%	28
Treatment only at RI	89	56.7%	24	52.2%	113
Total	157	100%	46	100%	203

Table 55 : Number and Relative Proportion of Tongue cancer by Clinical extent of disease before treatment (Treatment only at RI)

Tongue					
Clinical Extent before Treatment	Male	%	Female	%	Total
Direct Extension	16	18.0%	1	4.2%	17
Direct Extension with Regional Nodes	30	33.7%	9	37.5%	39
Localized	43	48.3%	14	58.3%	57
Total	89	100%	24	100%	113

Table 56 : Number and Relative Proportion of Tongue cancer by Composite Stage

Tongue					
Composite staging	Male	%	Female	%	total
stage1	27	17.2%	8	17.4%	35
stage2	37	23.6%	13	28.3%	50
stage3	50	31.8%	13	28.3%	63
stage4	37	23.6%	10	21.7%	47
unknown	6	3.8%	2	4.3%	8
Total	157	100%	46	100%	203

Table 57 : Number and Relative Proportion of Tongue cancer by Intention to treat (Treatment Only at RI)

Tongue					
intention	Male	%	Female	%	Total
Curative / Radical	74	83.1%	18	75.0%	92
Palliative	15	16.9%	6	25.0%	21
Total	89	100%	24	100%	113

Table 58 : Number and Relative Proportion of Tongue cancer by Diagnostic Status

Tongue					
Diagnostic status	Male	%	Female	%	Total
Microscopically Confirmed	154	98.1%	45	97.8%	199
No registered at RI	1	0.6%	0	0.0%	1
Suspected (Clinically / To rule out Malignancy)	1	0.6%	0	0.0%	1
Suspected (Microscopically / Radiologically)	1	0.6%	1	2.2%	2
Total	157	100%	46	100%	203

Table 59 : Number and Relative Proportion of Tongue cancer by Detailed Microscopic Diagnosis

Tongue					
Method of diagnosis	Male	%	Female	%	Total
Cytology of Primary	1	0.6%	0	0.0%	1
Histology of Primary	153	99.4%	45	100.0%	198
Total	154	100%	45	100%	199

Table 60 : Number and Relative Proportion of Tongue cancer by Morphology

Tongue					
Morphology	Male	%	Female	%	Total
Squamous cell carcinoma	150	95.5%	43	93.5%	188
Neoplasm malignant	3	1.9%	1	2.2%	4
Carcinoma	3	1.9%	1	2.2%	4
Granular Cell Tumor	1	0.6%	0	0.0%	1
Adenoid cystic carcinoma	0	0.0%	1	2.2%	1
Total	157	100%	46	100%	198

VIII Cervix

- Total Number (ICD 10: C53) : 192
- 2nd leading cancer in females (7.4%)
- Peak age group: 65-69 years in females
- Histology : Squamous cell carcinoma (80.7%)
- Method of diagnosis: Microscopic: 95.3%
- Detailed Microscopic diagnosis: Histology of Primary: 100%
- Broad treatment group: Treatment only at RI : 45.3%
- Clinical extent of disease before treatment(Treatment only at RI): Localized 67.8%
- Intention to treat for new patients :Curative/Radical : 81.6%
- Composite stage: stage 2: 39.6%

Table 61 : Number and Relative Proportion of cervix cancer by Five year age group

Cervix		
Age	patients	%
30-34	2	1.0%
35-39	4	2.1%
40-44	14	7.3%
45-49	34	17.7%
50-54	29	15.1%
55-59	27	14.1%
60-64	20	10.4%
65-69	39	20.3%
70-74	8	4.2%
>=75	15	7.8%
Total	192	100%

Table 62 : Number and Relative Proportion of cervix cancer by Broad treatment group

Cervix		
Broad treatment group	Patients	%
Incomplete Treatment	3	1.6%
No Treatment	9	4.7%
Prior & Treatment at RI	53	27.6%
Prior Treatment only	19	9.9%
Treatment advised but not accepted	21	10.9%
Treatment only at RI	87	45.3%
Total	192	100%

Table 63 : Number and Relative Proportion of cervix cancer by Clinical extent disease before treatment (Treatment only at RI)

Cervix		
Clinical Extent before Treatment	Female	%
Direct Extension	16	18.4%
Direct Extension with Regional Nodes	6	6.9%
Distant Metastasis	4	4.6%
Localized	59	67.8%
Too Advanced	2	2.3%
Total	87	100%

Table 64 : Number and Relative Proportion of cervix cancer by intention to treat (Treatment Only at RI)

Cervix		
intention	Female	%
Curative / Radical	71	81.6%
Palliative	16	18.4%
Total	87	100%

Table 65 : Number and Relative Proportion of cervix cancer by composite stage

Cervix		
Composite staging	patients	%
stage1	26	13.5%
stage2	76	39.6%
stage3	61	31.8%
stage4	21	10.9%
unknown	8	4.2%
Total	192	100%

Table 66 : Number and Relative Proportion of cervix cancer by Diagnostic status

Cervix		
Diagnostic status	Female	%
Microscopically Confirmed	183	95.3%
No registered at RI	2	1.0%
Suspected (Clinically / To rule out Malignancy)	1	0.5%
Suspected (Microscopically / Radiologically)	6	3.1%
Total	192	100%

Table 67 : Number and Relative Proportion of cervix cancer by Detailed Microscopic diagnosis

Cervix		
Method of diagnosis	patients	%
Histology of Primary	183	100.0%
Total	183	100.0

Table 68 : Number and Relative Proportion of cervix cancer by Morphology

Cervix		
Morphology	Female	%
Squamous cell carcinoma	155	80.7%
Adenocarcinoma	19	9.9%
Neoplasm malignant	9	4.7%
Carcinoma	4	2.1%
Others	5	2.6%
Total	192	100%

IX Liver

- Total Number (ICD 10: C22) : 174
- 7th leading cancer among males
- Peak age group: 60-64 years in males and 65-69 in females
- Histology : Hepatocellular carcinoma: 87.2% in males and 53.7% in females
- Method of diagnosis: Microscopic: 25.6% in males and 34.1% in females
- Detailed Microscopic diagnosis: Histology of Primary: 91.2% in males and 92.9% in females
- Broad treatment group: Treatment only at RI : 17.3% in males and 12.2% in females
- Clinical extent of disease before treatment (Treatment only at RI): Localised: 39.1% in males and 20% in females.
- Intention to treat: Curative : 34.8% in males.
- Composite Stage: Stage 4 : 42.1% in males and 41.5% in females

Table 69: Number and Relative Proportion of liver cancer by Five year age group

Liver					
Age	Male	%	Female	%	Total
.10-14	0	0.0%	1	2.4%	1
30-34	0	0.0%	1	2.4%	1
35-39	1	0.8%	1	2.4%	2
40-44	0	0.0%	1	2.4%	1
45-49	1	0.8%	1	2.4%	2
50-54	13	9.8%	1	2.4%	14
55-59	18	13.5%	5	12.2%	23

60-64	30	22.6%	3	7.3%	33
65-69	29	21.8%	11	26.8%	40
70-74	23	17.3%	6	14.6%	29
>=75	18	13.5%	10	24.4%	28
Total	133	100%	41	100%	174

Table 70 : Number and Relative Proportion of liver cancer by Broad treatment group

Liver					
Broad treatment group	Male	%	Female	%	Total
Incomplete Treatment	5	3.8%	2	4.9%	7
No Treatment	77	57.9%	26	63.4%	103
Prior & Treatment at RI	6	4.5%	1	2.4%	7
Prior Treatment only	11	8.3%	5	12.2%	16
Treatment advised but not accepted	11	8.3%	2	4.9%	13
Treatment only at RI	23	17.3%	5	12.2%	28
Total	133	100%	41	100%	174

Table 71 : Number and Relative Proportion of liver cancer by Clinical extent of disease before treatment (Treatment only at RI)

Liver					
Clinical Extent before treatment	Male	%	Female	%	Total
Direct Extension	2	8.7%	0	0.0%	2
Distant Metastasis	7	30.4%	2	40.0%	9
Localized	9	39.1%	1	20.0%	10
Too Advanced	5	21.7%	2	40.0%	7
Total	23	100%	5	100%	28

Table 72 : Number and Relative Proportion of liver cancer by composite stage

Liver					
Composite staging	Male	%	Female	%	total
stage1	0	0.0%	1	2.4%	1
stage2	1	0.8%	0	0.0%	1
stage3	8	6.0%	3	7.3%	11
stage4	56	42.1%	17	41.5%	73
unknown	68	51.1%	20	48.8%	88
Total	133	100%	41	100%	174

Table 73 : Number and Relative Proportion of liver cancer by intention to treat (Treatment Only at RI)

Liver					
intention	Male	%	Female	%	Total
Curative / Radical	8	34.8%	0	0.0%	8
Palliative	15	65.2%	5	100.0%	20
Total	23	100%	5	100%	28

Table 74 : Number and Relative Proportion of liver cancer by Diagnostic status

Liver					
Diagnostic status	Male	%	Female	%	Total
Microscopically Confirmed	34	25.6%	14	34.1%	48
No registered at RI	1	0.8%	2	4.9%	3
Suspected (Microscopically / Radiologically)	98	73.7%	25	61.0%	123
Total	133	100%	41	100%	174

Table 75 : Number and Relative Proportion of liver cancer by Detailed Microscopic

Liver					
Method of diagnosis	Male	%	Female	%	Total
Cytology of Metastasis	1	2.9%	0	0.0%	1
Cytology of Primary	1	2.9%	1	7.1%	2
Histology of Metastasis	1	2.9%	0	0.0%	1
Histology of Primary	31	91.2%	13	92.9%	44
Total	34	100%	14	100%	48

Table 76 : Number and Relative Proportion of liver cancer by Morphology

Liver					
Morphology	Male	%	Female	%	Total
Hepatocellular ca	116	87.2%	22	53.7%	138
Neoplasm malignant	10	7.5%	8	19.5%	18
Cholangiocarcinoma	6	4.5%	6	14.6%	12
Adenocarcinoma	0	0.0%	3	7.3%	3
Others	1	0.8%	2	4.9%	3
Total	133	100%	41	100%	174

X Ovary

- Total Number (ICD 10: C56) :168
- 3rd leading cancer among females
- Peak age group: 45 - 49 years
- Histology : Cystadenocarcinoma: 48.2%
- Method of diagnosis: Microscopic: 86.3 %
- Detailed Microscopic diagnosis: Histology of Primary : 91.7%
- Broad treatment group: Treatment only at RI : 31.5%
- Clinical extent of disease before treatment (Treatment only at RI) : Distant Metastasis: 34 %
- Intention to treat : Curative/Radical : 92.5 %
- Composite stage: Stage 3 : 44 %

Table 77 : Number and Relative Proportion of Ovary cancer by Five year age group

Ovary		
Age	Female	%
25-29	1	0.6%
30-34	2	1.2%
35-39	14	8.3%
40-44	10	6.0%
45-49	30	17.9%
50-54	24	14.3%
55-59	27	16.1%

60-64	22	13.1%
65-69	13	7.7%
70-74	13	7.7%
>=75	12	7.1%
Total	168	100%

Table 78: Number and Relative Proportion of Ovary cancer by Broad Treatment Group

Ovary		
Broad treatment group	Female	%
Incomplete Treatment	5	3.0%
No Treatment	24	14.3%
Prior & Treatment at RI	44	26.2%
Prior Treatment only	30	17.9%
Treatment advised but not accepted	12	7.1%
Treatment only at RI	53	31.5%
Total	168	100%

Table 79: Number and Relative Proportion of Ovary cancer by Clinical extent of disease before treatment (Treatment only at RI)

Ovary		
Clinical Extent before Treatment	Female	%
Direct Extension	12	22.6%
Direct Extension with Regional Nodes	5	9.4%
Distant Metastasis	18	34.0%
Localized	16	30.2%
Too Advanced	2	3.8%
Total	53	100%

Table 80 : Number and Relative Proportion of Ovary cancer by Composite Stage

Ovary		
Composite stage	Female	%
stage1	17	10.1%
stage2	8	4.8%
stage3	74	44.0%
stage4	46	27.4%
unknown	23	13.7%
Total	168	100%

Table 81 : Number and Relative Proportion of Ovary cancer by intention to treat (Treatment Only at RI)

Ovary		
intention	Female	%
Curative / Radical	49	92.5%
Palliative	4	7.5%
Total	53	100%

Table 82 : Number and Relative Proportion of Ovary cancer by Diagnostic status

Ovary		
Diagnostic status	Patients	%
Microscopically Confirmed	145	86.3%
No registered at RI	5	3.0%
Others	1	0.6%
Suspected (Microscopically / Radiologically)	17	10.1%
Total	168	100%

Table 83 : Number and Relative Proportion of Ovary cancer by Detailed Microscopic Diagnosis

Ovary		
Method of diagnosis	Female	%
Cytology of Metastasis	6	4.1%
Cytology of Primary	2	1.4%
Histology of Metastasis	4	2.8%
Histology of Primary	133	91.7%
Total	145	100%

Table 84 : Number and Relative Proportion of Ovary cancer by Morphology

Ovary		
Morphology	Patients	%
Cystadenocarcinoma	81	48.2%
Neoplasm malignant	32	19.0%
Adenocarcinoma	33	19.6%
Clear Cell Carcinoma	9	5.4%
Endometroid Carcinoma	4	2.4%
Carcinoma	3	1.8%
Others	6	3.6%
Total	168	100%

ABBREVIATION

ICD – International Classification of Disease ICMR- Indian Council of Medical Research

HBCR – Hospital Based Cancer Registry

NCRP-National Cancer Registry Program

NHL- Non Hodgkin Lymphoma

RI – Reporting Institution

S- Surgery

C-Chemotherapy

R-Radiation

TRC- Tobacco Related Cancers

REFERENCES:

1. Isabel dos Santos Silva (1999), Cancer Epidemiology, Principles and Methods IARC Publications, France.
2. Maclennan et al (1978) Cancer Registration and its Techniques IARC Scientific Publications No.21 France.
3. Young J.L (1991) Hospital Based Cancer Registry in Cancer Registration Principles and Methods IARC Publications France.
4. April Fritz, Constance Percy et al. International Classification of Disease for Oncology Third Edition, World Health Organization Geneva 2000.
5. John L. Young, Steven D. Roffers et al, seer summary staging manual 2000 codes and coding instruction
6. Hospital Based Cancer Registry Report, Regional Cancer Centre published by Cancer Epidemiology and Biostatistics, Regional Cancer Centre, Thiruvananthapuram June 2020.



Published by
Malabar Cancer Centre

(An autonomous centre under Government of Kerala)

Thalassery-670 103, Phone : (+91) 0490 2355881, Fax: 0490 2355880

Website: www.mcc.kerala.gov.in